

# Horse Racing Ireland Fact Book 2004



HORSE RACING  
IRELAND  
[www.hri.ie](http://www.hri.ie)



# Contents

▪ <b>Chief Executive's Introduction</b>	02
▪ <b>Racing Review</b>	04
▪ <b>Statistics</b>	
Introduction	14
Attendance	14
On-Course Betting	16
Off-Course Betting	18
Tote	18
Betting by Racecourse	19
Breeding	22
Irish Sales	22
Horses in Training	23
Ownership	25
Fixtures	25
Entries and Runners	27
Balloting	34
Prize Money	36
Sponsorship	41
Top Ten Flat and NH Horses	44
Leading Owners, Trainers and Riders	46
Licensed Trainers, Riders and Stable Staff	54
Irish Classifications	55
▪ <b>Racecourses</b>	
Irish Racecourses	58
Map of Irish Racecourses	65
▪ <b>Fixtures</b>	
2005 Fixture List	66
2005 Festivals	68
Major National Hunt Races 2005	69
Major Flat Races 2005	70

# Introduction

By Brian Kavanagh, Chief Executive of Horse Racing Ireland

---



On behalf of Horse Racing Ireland, I am delighted to present the first ever Irish Racing Fact Book. This will be an annual compilation of the key statistics for the racing industry in Ireland including significant analysis of betting turnover and breeding output.


Irish racing has enjoyed very significant and welcomed growth in many areas in recent years. Buoyant Tote betting, improving attendances at major festivals, increased sponsorship and growth in horses in training all testify to the vibrancy of the sport and its enduring appeal for the Irish public. This is clearly reflected in the many tables and charts contained within.

Some of the key headline figures for the years in comparison between 2000 and 2004 are:


- Number of fixtures up **13%** from 270 to 305
- Number of races up **14%** from 1,919 to 2,196
- Number of runners up **16%** from 25,611 to 29,743
- Total prize money up **67%** from €30,737,000 to €51,460,000
- Attendances up **2.3%** from 1,354,073 to 1,386,517
- On-course betting up **13%** from €206 million to €233 million
- Tote betting up **34%** from €35.5 million to €47.4 million
- Off-course betting (on all events) up **92%** from €1.17 billion to €2.26 billion
- Number of foals born up **25%** from 8,793 to 10,992
- Number of stallions at stud up **21%** from 347 to 420
- Number of horses in training up **26%** from 4,776 to 6,004
- Commercial sponsorship up **9.6%** from €4,879,955 to €5,350,045

Overall in 2004 racing took place at 26 racecourses (including two in Northern Ireland), which staged a total of 305 fixtures. 29,743 runners competed in 2,196 races with prize money valued at almost €51.5 million. The owners' contribution to prize money decreased to 27% while HRI increased its contribution to 58% with the remaining 15% sourced from race sponsorship (10.4%), the European Breeders Fund (3.3%) and Northern Ireland Funding (1.1%). Off-Course betting turnover totalled €2.26 billion, while on-course betting was almost €233 million. The Tote achieved a record turnover of almost €47.5 million.

We believe that this document contains the most comprehensive set of racing data ever produced for Ireland. We will seek to expand and enhance the statistical information in years to come and would welcome any suggestions for future inclusion.

A handwritten signature in black ink, appearing to read 'BK', with a long horizontal line extending to the right.

Brian Kavanagh,  
Chief Executive of Horse Racing Ireland.



Grey Swallow in the pre-parade ring at Leopardstown

# Review of the Year 2004

## The Major Events of the Year

An Excellent Beginning



Conor O'Dwyer congratulates winning jockey Barry Cash on Brave Inca | Dromlease Express

January opens with an excellent big race double for trainer Charles Byrnes at Leopardstown as Dromlease Express (Johnny Allen) and Cloudy Bays (Ross Geraghty) win the Pierse Hurdle and the Leopardstown Chase respectively, much to the chagrin of the bookmakers as both horses start well supported favourites. Gowran Park in late January sees the Willie Mullins trained Hedgehunter jump to the forefront of the Grand National ante-post market with a convincing all the way win in the Thyestes Chase while later that week the Thierry Doumen trained and ridden Foreman becomes the first French trained winner of the AIG Europe Champion Hurdle as he just edges out Georges Girl by a head in a driving finish. On the same card the Tom Taafe trained Kicking King stakes his claim for Cheltenham honours with victory in the Baileys Arkle Challenge Cup over old rival Central House.

The 2004 running of the Hennessy Cognac Gold Cup in early February will live long in the memory as Florida Pearl takes full advantage of Harbour Pilot's departure at the second last fence to claim a record fourth victory in this Grade One contest. Willie Mullins's magnificent twelve year old receives a tremendous ovation from the huge crowd in the winners' enclosure and perhaps it was fitting that this was Florida Pearl's final appearance on a racecourse as another injury suffered a couple of weeks later leads connections to retire him after a glorious career. Earlier that afternoon the Colm Murphy trained Brave Inca proves too strong for Newmill in the Deloitte Novice Hurdle and Pizarro just gets up to defeat Mossy Green in a real thriller to land the Dr P.J. Moriarty Novice Steeplechase.

In mid-February Rathgar Beau gains a deserved victory in the Red Mills Trial Steeplechase (he was later disqualified on a technicality) and there is a stirring finish to the Red Mills Hurdle as Georges Girl just touches off Hardy Eustace by a short head to give connections some compensation for her narrow defeat at Leopardstown on her previous outing. In late February, Noel Meade's Strong Run surprises Native Upmanship in the Paddy and Helen Cox Memorial Newlands Chase at Naas while there are good victories for Newmill and Jim on a fine card.

As usual the month of March is dominated by the Cheltenham Festival and while Best Mate's third consecutive victory in the Gold Cup is the overall highlight, there are four Irish trained winners over the three days. On the opening day the Dessie Hughes trained Hardy Eustace springs a 33/1 surprise in the Smurfit Champion Hurdle as he makes virtually all of the running to defeat Rooster Booster by four lengths under a brilliant ride from Conor O'Dwyer and in a memorable finish to the opening Supreme Novices Hurdle it is Colm Murphy's Brave Inca who emerges best after a titanic struggle with War Of Attrition to give his trainer a dream result with his first ever Cheltenham runner. Ireland's third winner comes courtesy of the Willie Mullins trained Rule Supreme who swoops late under David Casey to claim the Sun Alliance Novice Chase while Total Enjoyment, trained in Kerry by Tom Cooper, proves a decisive winner of the Weatherby's Champion Bumper sparking wild scenes of celebration in the winners' enclosure and a loud rendition of the 'Rose of Tralee'. The only real disappointment of the meeting occurs in the Queen Mother Champion Chase when reigning champion Moscow Flyer parts company with Barry Geraghty at the fourth last fence after making a bad blunder leaving the way clear for Paul Nicholls's Azertyuiop to romp home.



Rule Supreme cantering to the start in Cheltenham | Florida Pearl & Harbour Pilot battling it out at Leopardstown (inset)

## The Flat Season

---

The 2004 Flat Season opens at the Curragh on March 21st and Jamie Spencer's first mount for his new boss, Aidan O'Brien, is a winner as Russian Blue scores in the two year old maiden while it is back to the National Hunt scene in mid-April as Fairyhouse hosts the Powers Gold Label Irish Grand National and the big race itself sees a rare English winner as Granit D'Estruval scores for trainer Ferdy Murphy at odds of 33/1. Twenty four hours later and Timmy Murphy is seen at his brilliant best in winning the Powers Gold Cup on the Michael Hourigan trained Hi Cloy while Jessica Harrington's Macs Joy atones for a controversial disqualification at Leopardstown with a deserved success in the valuable Menolly Homes Handicap Hurdle.

Leopardstown stages its Classic Trials meeting the following week and Dermot Weld's Grey Swallow is made to battle before winning the 2000 Guineas Trial while Aidan O'Brien's Yeats proves an impressive ten length winner of the Ballysax Stakes.

The Punchestown Festival in late April is another very successful meeting attracting big crowds on all four days. On the opening Tuesday afternoon Jessica Harrington's Moscow Flyer justifies odds-on favouritism in the betdaq.com Chase, while Brave Inca once again shows his battling qualities with another thrilling victory in the Evening Herald Champion Novice Hurdle. Beef Or Salmon is the star of the show on the second day as he strides to an impressive victory in the Punchestown Heineken Gold Cup while on Thursday trainer Jonjo O'Neill brings off an excellent Grade One double as Cherub springs a mild surprise in the Colm McEvoy Auctioneers Champion 4-Y-O Hurdle and Rhinestone Cowboy ridden by the owner's son, amateur JP Magnier, is a smooth winner of the Ballymore Properties Champion Stayers' Hurdle. Friday's feature event is the Emo Oil Champion Hurdle and once again the Dessie Hughes trained Hardy Eustace, proves too strong for his great rival, Rooster Booster, much to the delight of 22,000 spectators in the packed enclosures.

With the flat season now in full swing there is a strong Irish challenge for the English 2000 Guineas at Newmarket in early May but while Azamour and Grey Swallow run solid races in finishing third and fourth respectively Aidan O'Brien's One Cool Cat proves a major disappointment in last place having started a heavily backed favourite. Three weeks later at the Curragh Azamour and Grey Swallow renew rivalry in the Boylesports Irish 2000 Guineas but while the Newmarket form is upheld both are upstaged by the James Toller trained Bachelor Duke who arrives late and fast under Seb Sanders to pull off a surprise win. The following day sees the Mark Johnston trained Attraction become the first ever filly to complete the English-Irish 1000 Guineas double as she proves too strong for Jim Bolger's Alexander Goldrun in the Boylesports Irish 1000 Guineas, while Aidan O'Brien's Powerscourt takes the Tattersalls Gold Cup in decisive fashion.

In mid-June there are four Irish trained winners at Royal Ascot with John Oxx's Azamour finally gaining a deserved Group One success in the St James's Palace Stakes on the opening day. Trainer David Wachman then saddles Damson to record his first Royal Ascot win with an impressive victory in the Queen Mary Stakes while Aidan O'Brien's Moscow Ballet takes the Hampton Court Stakes and the same stable's Five Dynasties wins the King Edward VII Stakes later in the week.



Jockey Barry Geraghty with Eamon Leigh and Moscow Flyer | Frank Berry and Noel Meade | Kicking King





Grey Swallow winning The Budweiser Irish Derby from North Light in second

## The Summer Months

---



The Budweiser Irish Derby meeting in late June is a great success and there is a popular local winner as Dermot Weld's Grey Swallow thwarts Epsom Derby winner, North Light, by half a length under a super ride from Pat Smullen. A second Irish Derby for Dermot Weld, this one was extra special as this son of Daylami was bred and is partly owned by his mother, Marguerite. Three weeks later and the Ed Dunlop trained Ouija Board is the heroine as she completes the English-Irish Oaks double in the Darley Irish Oaks while later in July all roads lead to Ballybrit as the week-long Galway meeting is yet another tremendous success with record attendances (197,950) and betting (€16,376,408) over the seven days. Trainer Dermot Weld wins his third Galway Plate as Ansar lands the big race of the week under David Casey while the Galway Hurdle goes to the Paul Nolan trained Cloone River who lands a colossal gamble from 7/1 to 7/2 in the hands of John Cullen.

In early August the David Wachman trained Damson illustrates her class in ending Aidan O'Brien's dominance of the Waterford Wedgwood Phoenix Stakes as she defeats the colts in the first juvenile Group One event of the season but otherwise it is a great day for Aidan O'Brien and Jamie Spencer as they combine to land a four-timer highlighted by the brilliant victory of One Cool Cat in the Phoenix Sprint Stakes.

Veteran trainer Con Collins has been training since 1952 and he enjoys one of the biggest successes of his long and distinguished career when sending out Chelsea Rose to take the Group One Moyglare Stud Stakes at the Curragh in early September twenty years after saddling Princess Pati to win the Irish Oaks, with both fillies ridden by Pat Shanahan. The following week a star studded cast lines out for the Baileys Irish Champion Stakes at Leopardstown and in a truly memorable race the John Oxx trained Azamour comes from last to first in the straight to snatch a dramatic victory in the last few strides under a tremendous ride from Michael Kinane. On the same day the Coolmore Fusaichi Pegasus Matron Stakes (upgraded to Group One status for the first time) is dominated by two of the best fillies in Europe as Soviet Song just edges out Attraction in another thrilling finish.

Seven days later and Dermot Weld's Vinnie Roe shows just what a top class performer he is with a record fourth consecutive victory in the Irish Field St Leger at the Curragh while the next day Godolphin's Dubawi stakes his classic claims for 2005 with a comprehensive victory in the Group One Dunnes Stores National Stakes under Frankie Dettori. Despite some very inclement weather the seven day Listowel Festival manages to survive the week and trainer Michael O'Brien wins the featured Guinness Kerry National with Banasan who proves too strong for Fatherofthebride in the hands of Ruby Walsh, while Michael Hourigan's The Screamer takes the Smithwicks Beer Handicap Hurdle under a typically astute Paul Carberry ride.

In early October James Bowe's Solerina makes a winning seasonal re-appearance in the John James McManus Memorial Hurdle at Tipperary while on the same day there is no joy for the Irish in the Prix de l'Arc de Triomphe at Longchamp as Grey Swallow finishes towards the rear of the field with victory going to the French trained Bago. However, it proves to be a fine afternoon for the Irish in the supporting races as Jim Bolger's Alexander Goldrun wins the Prix de l'Opera under Kevin Manning and Aidan O'Brien's Oratorio gets up close home to take the Prix Jean-Luc Lagardere just two days after the same stable's Ad Valorem lands the Middle Park Stakes at Newmarket.



HP Galway Hurdle winner Cloone River

## Beginning of the National Hunt Season

---



Two weeks later over the same course John Oxx's Azamour struggles on the soft ground in finishing third to Haafhd in the Emirates Airline Champion Stakes, while Oratorio is no match for the impressive Shamardal in the Dewhurst Stakes. The final day of the 2004 Flat Season in Ireland sees Jamie Spencer crowned Champion Jockey with 93 domestic victories, while Catherine Gannon creates history in becoming the first female to be crowned Champion Apprentice with a score of 33. A final day treble at Leopardstown helps Fran Berry to finish runner up to Spencer with 66 winners while at the Breeders Cup meeting in America Aidan O'Brien's Antonius Pius is once again a little unlucky in the Breeders Cup Mile as he goes down narrowly and Powerscourt has to make do with third place in the Breeders Cup Turf.

With the National Hunt season clicking into top gear Michael Hourigan's Beef Or Salmon shows considerable improvement on his seasonal debut at Limerick to win the James Nicholson Wine Merchant Champion Steeplechase at Down Royal with Tom Taaffe's Kicking King a good second. On the same weekend, Tom Cooper's Total Enjoyment makes an impressive winning debut over hurdles while at Navan Solerina adds the Lismullen Hurdle to her increasingly impressive tally and Moscow Flyer begins the season in good style with a comfortable victory in the Fortria Chase.

The following week at Punchestown sees Noel Meade's Harchibald gain an accomplished victory in the Morgiana Hurdle from Back In Front and Macs Joy and over at Cheltenham the Paul Nolan trained Accordion Etoile propels himself into the Champion Hurdle picture with an impressive win in the Greatwood Hurdle. At Naas, the long absent Like-A-Butterfly makes a sparkling return to racecourse action with a fluent success in her first steeplechase while on the following day Ted Walsh's Jack High revels in the testing conditions and gains a convincing victory in the Troystown Chase.

Seven days later and Solerina is once again the star of the show as she proves much too strong for Brave Inca in the Hatton's Grace Hurdle. At the same Fairyhouse meeting Noel Meade's Watson Lake lands the Drinmore Novice Steeplechase and stable companion Wild Passion takes the Royal Bond Novice Hurdle to complete an excellent Grade One double for the yard which is really firing on all cylinders at this time as the much improved Harchibald saunters to victory in the Fighting Fifth Hurdle at Newcastle on the same weekend. At Punchestown in early December the Tom Taaffe trained Kicking King runs out a decisive winner of the Grade One John Durkan Memorial Steeplechase, while Jessica Harrington's Moscow Flyer once again proves his class with a tremendous victory in the Tingle Creek Chase at Sandown. For the second consecutive year he gets the better of Azertyuiop and Well Chief in what is easily one of the most thrilling races of 2004.

The following week sees Solerina proving too strong for Hardy Eustace in the Tara Hurdle at Navan and on the same card the Patrick Sinnott trained Petertheknot takes the Barry And Sandra Kelly Memorial Novice Hurdle in good style while Edward O'Grady's Back In Front consolidates his claims for Champion Hurdle glory with a fine victory in the Bula Hurdle at Cheltenham under Davy Russell. On the flat trainer, Jim Bolger and jockey Kevin Manning combine to pull off a fantastic victory with Alexander Goldrun in the Hong Kong Cup (Group One) at Sha Tin Racecourse in Hong Kong with Aidan O'Brien's Powerscourt back in fourth place.



Vinnie Roe winning his 4th consecutive Irish Field St Leger at the Curragh

## Year's End

---



The four day Leopardstown Christmas Festival of racing proves to be a big success, attracting large attendances on each of the four days. Beef Or Salmon's success in the Lexus Steeplechase over his old rival Best Mate proves to be the highlight of an outstanding meeting. On St Stephen's Day, Noel Meade takes the Durkan New Homes Juvenile Hurdle with Arch Rebel but is left wondering what might have been, as his Sir Oj unseats rider Niall Madden at the final fence in the Durkan New Homes Novice Steeplechase, presenting the race to Pat Fahy's Mariah Rollins. Over at Kempton the Tom Taaffe trained Kicking King survives an almighty blunder at the final fence to win the King George VI Steeplechase in fine style. On the same afternoon, Harchibald shows what a class act he is when coming from well off the pace to touch off Rooster Booster in the Christmas Hurdle to complete a tremendous big race double for the Irish. At Leopardstown on Monday, the 'Mouse' Morris trained Keepatem lands a tidy gamble in the featured Paddy Power Handicap Steeplechase but Moscow Flyer is forced to miss his intended engagement due to a respiratory tract infection with victory going to Central House, trained by Dessie Hughes. The final day of the Leopardstown Festival sees Jessica Harrington's Macs Joy proving too strong for Brave Inca and Hardy Eustace in the Bewleys Hotels December Festival Hurdle and this victory now sees no less than seven Irish trained horses at the head of the ante-post betting market for the 2005 Smurfit Champion Hurdle at Cheltenham.



Beef or Salmon in winning form with Paul Carberry, Michael Hourigan (inset)

# Statistics

## Introduction to Statistics

### Introduction

The following sections contain comprehensive statistics relating to the Irish racing and breeding industries for the five year period 2000 – 2004. The areas examined include attendance, betting, breeding, sales, horses in training, ownership, fixtures, entries and runners, balloting, prize money, top ten horses by prize money won, leading owners, trainers and riders, licensed trainers and riders and Irish classifications.

A number of key terms are used throughout and definitions are outlined below:

#### Betting terminology

**'Home'** – bets taken by a bookmaker on horses running at the venue taking place that day.

**'Away'** – bets taken by a bookmaker in the betting ring on fixtures taking place outside that venue. These include clash Irish fixtures and UK betting.

**'SP Shop'** – bets taken in the on-course betting shop. Single bets on the home venue cannot be accepted.

**'Co-mingling out'** – opportunity to bet into foreign totalisator pools

**'Off-Course betting'** - betting that takes place at premises registered with the State for bookmaking purposes, other than at an authorised racecourse, by a bookmaker licensed by the State.

#### Other terminology

**'E.B.F.'** – European Breeders Fund consists of a fund subscribed to by stallion owners

**'N.I. Funding'** – Northern Ireland Funding consists of funding from Northern Ireland Department of Agriculture and Northern Ireland Commercial Sponsors

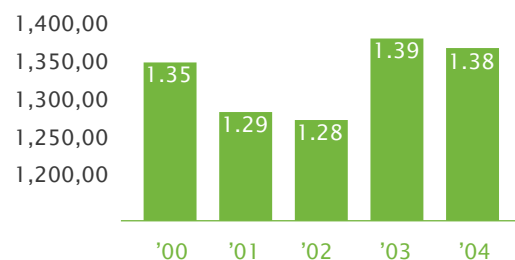
**Please note that no racing took place from 28th February to 15th April in 2001 as racing was temporally suspended due to an outbreak of Foot and Mouth Disease.**

### Attendance

#### Attendance

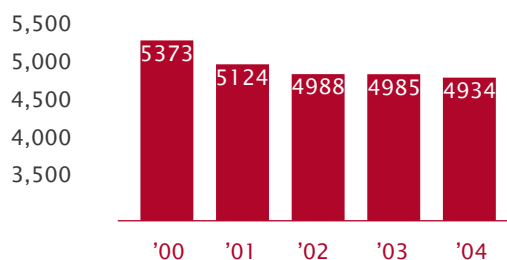
■ Total Attendance 2000 - 2004\*

in millions



■ Average Attendance 2000 - 2004

in thousands



\* Excluding Northern Ireland & Point-to-Points

#### Top Six Festivals by Attendance 2003 - 2004

Racecourse	No. of Days	2003	2004	Variance	% +/-
Galway	7	191,973	197,950	5,977	3
Listowel	7	93,243	92,734	-509	-1
Punchestown	4	68,000	73,361	6,114	9
Leopardstown (Christmas)	4	61,314	63,219	1,905	3
Curragh (Derby Meeting)	3	46,995	45,922	-1,073	-2
Fairyhouse Easter	3	32,281	34,427	2,146	7
<b>Total</b>	<b>35</b>	<b>493,806</b>	<b>507,613</b>	<b>13,807</b>	<b>3</b>



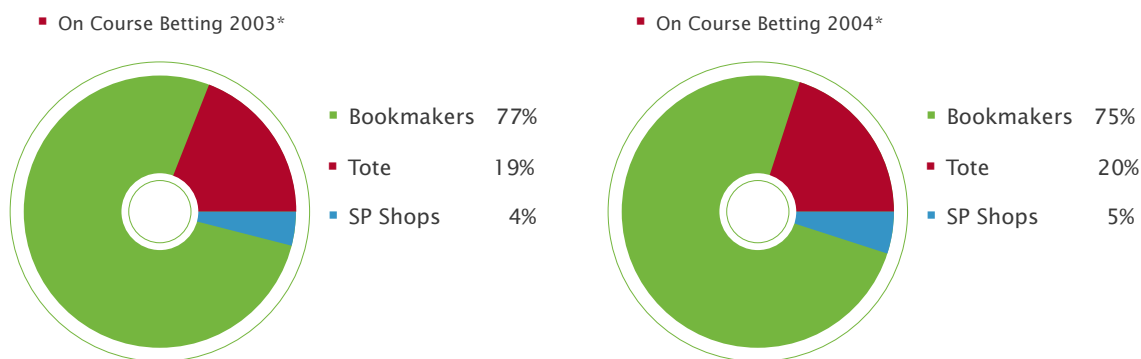
Average Attendance by Racecourse 2003 - 2004

RACECOURSE	No of Fixtures		Total Attendances		Average Attendances		Variance	% +/-
	2003	2004	2003	2004	2003	2004		
GALWAY	12	12	208,360	218,557	17,363	18,213	850	5
LISTOWEL	9	8	97,293	94,234	10,810	11,779	969	9
LEOPARDSTOWN	22	22	184,217	181,839	8,374	8,265	-108	-1
CURRAGH	19	19	145,772	138,974	7,672	7,314	-358	-5
KILBEGGAN	7	8	44,317	50,100	6,331	6,263	-69	-1
PUNCHSTOWN	17	18	100,840	105,755	5,932	5,875	-56	-1
LAYTOWN	1	1	2,901	4,400	2,901	4,400	1,499	52
LIMERICK	16	17	71,238	74,229	4,452	4,366	-86	-2
TRALEE	7	7	32,059	29,078	4,580	4,154	-426	-9
FAIRYHOUSE	17	19	69,933	74,804	4,114	3,937	-177	-4
BELLEWSTOWN	3	3	12,200	11,602	4,067	3,867	-199	-5
ROSCOMMON	9	9	32,117	33,665	3,569	3,741	172	5
KILLARNEY	7	7	23,939	25,548	3,420	3,650	230	7
TRAMORE	11	11	35,871	36,246	3,261	3,295	34	1
CORK	19	19	61,432	61,207	3,233	3,221	-12	0
NAVAN	16	16	48,384	48,205	3,024	3,013	-11	0
GOWRAN PARK	16	14	47,020	40,625	2,939	2,902	-37	-1
SLIGO	7	6	19,461	16,876	2,780	2,813	33	1
NAAS	13	14	34,100	33,524	2,623	2,395	-229	-9
WEXFORD	9	9	26,900	21,300	2,989	2,367	-622	-21
THURLES	11	11	24,175	25,850	2,198	2,350	152	7
TIPPERARY	12	11	31,851	24,517	2,654	2,229	-425	-16
BALLINROBE	7	8	16,317	16,349	2,331	2,044	-287	-12
CLONMEL	13	12	25,136	19,033	1,934	1,586	-347	-18
<b>TOTAL</b>	<b>280</b>	<b>281</b>	<b>1,395,833</b>	<b>1,386,517</b>	<b>4,985</b>	<b>4,934</b>	<b>-51</b>	<b>-1</b>

## On-Course Betting

### On-Course Betting

Over the five year period total on-course betting increased 13% from €205.6m to €233m. While on-course bookmaker turnover increased 6.4% over the five year period, 2004 recorded a 4.6% decrease on 2003 figures. However, turnover for both Tote and SP Shops has increased year on year, 33.5% and 82.1% respectively, over the five year period 2000 to 2004.



\* Excluding Northern Ireland

### Total-On-Course Betting 2000 - 2004\*

Year	Bookmakers €	SP Shops €	Tote €	Total €	%
2000	164,117,533	5,972,794	35,535,394	<b>205,625,721</b>	-
2001	171,822,220	7,114,241	36,079,502	<b>215,015,963</b>	4.6
2002	162,090,305	7,491,300	38,810,855	<b>208,392,460</b>	-3.1
2003	183,060,408	9,675,113	44,278,534	<b>237,014,055</b>	13.7
2004	174,638,824	10,878,010	47,445,393	<b>232,962,227</b>	-1.7

(\*including Point to Point & Co-mingling out and excluding Northern Ireland)

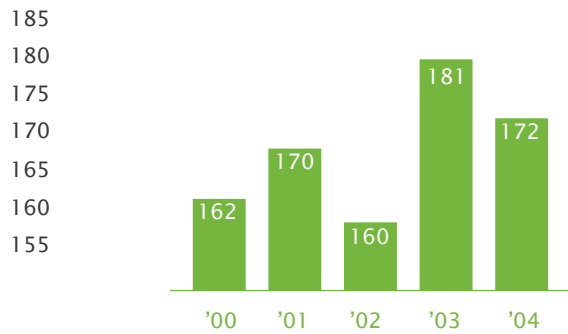
### Bookmakers On-Course Betting 2000 - 2004\*

Year	Home €	Away €	SP Shops €	Total €	%
2000	162,147,209	1,970,324	5,972,794	<b>170,090,327</b>	-
2001	169,650,927	2,171,293	7,114,241	<b>178,936,461</b>	5.2
2002	159,767,509	2,322,796	7,491,300	<b>169,581,605</b>	-5.2
2003	180,791,793	2,268,615	9,675,113	<b>192,735,521</b>	13.7
2004	172,134,140	2,504,684	10,878,010	<b>185,516,834</b>	-3.7

(\*including Point-to-Points)

■ Bookmakers On-Course 'Home' Betting

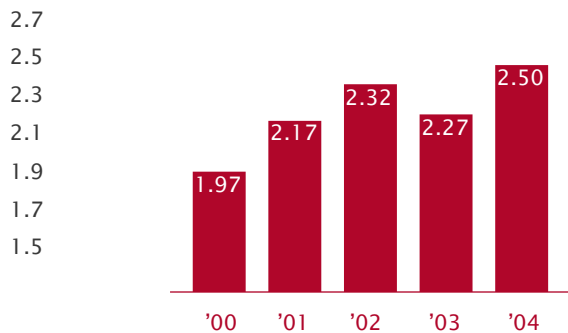
€ in millions



Year	Home (€)	%
2000	162,147,209	-
2001	169,650,927	4.6
2002	159,767,509	-5.8
2003	180,791,793	13.2
2004	172,134,140	-4.8

■ Bookmakers On-Course 'Away' Betting

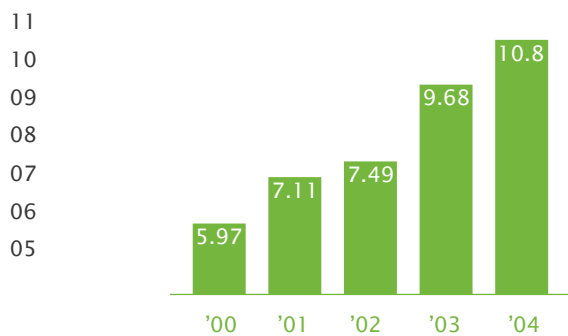
€ in millions



Year	Away (€)	%
2000	1,970,324	-
2001	2,171,293	10.2
2002	2,322,796	7.0
2003	2,268,615	-2.3
2004	2,504,684	10.4

■ Bookmakers On-Course 'SP Shops' Betting

€ in millions



Year	SP Shop (€)	%
2000	5,972,794	-
2001	7,114,241	19.1
2002	7,491,300	5.3
2003	9,675,113	29.2
2004	10,878,010	12.4

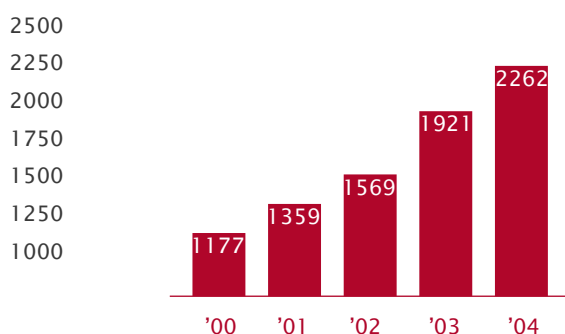
## Off-Course Betting

### Off-Course Betting

Off-course betting, which covers all events, has risen by at least 15% per annum between 2000 and 2004, with total growth of 92% over the five year period.

■ Off-Course Betting 2000-2004\*

€ in millions



Year	€ Million	% increase
2000	1,177	-
2001	1,359	15.5
2002	1,569	15.5
2003	1,921	22.4
2004	2,262	17.8

\* Exclusive of betting duty

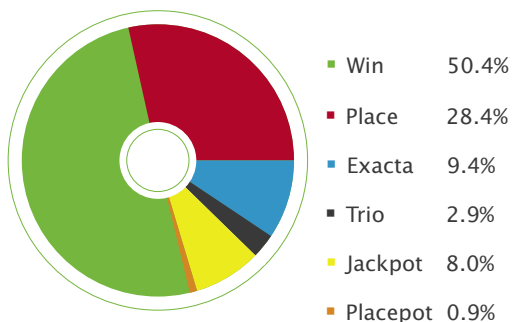
### Tote

Breakdown of Irish Pool Betting 2000 - 2004 (€ '000)

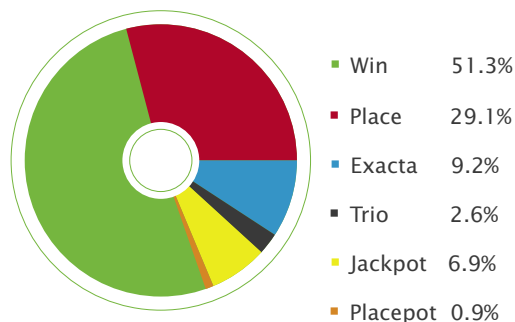
	2000	%	2001	%	2002	%	2003	%	2004	%
WIN	16,638	<b>46.7</b>	17,432	<b>48.3</b>	18,211	<b>48.6</b>	20,917	<b>50.4</b>	22,502	<b>51.3</b>
PLACE	9,870	<b>27.8</b>	10,352	<b>28.7</b>	10,480	<b>27.9</b>	11,776	<b>28.4</b>	12,761	<b>29.1</b>
EXACTA	3,041	<b>8.6</b>	3,243	<b>9.0</b>	3,395	<b>9.1</b>	3,882	<b>9.4</b>	4,041	<b>9.2</b>
TRIO	1,346	<b>3.8</b>	1,281	<b>3.6</b>	1,102	<b>2.9</b>	1,189	<b>2.9</b>	1,134	<b>2.6</b>
JACKPOT	4,142	<b>11.7</b>	3,391	<b>9.4</b>	3,932	<b>10.5</b>	3,335	<b>8.0</b>	3,010	<b>6.9</b>
PLACEPOT	498	<b>1.4</b>	374	<b>1.0</b>	389	<b>1.0</b>	354	<b>0.9</b>	389	<b>0.9</b>
<b>TOTAL</b>	<b>35,535</b>	<b>100</b>	<b>36,073</b>	<b>100</b>	<b>37,509</b>	<b>100</b>	<b>41,453</b>	<b>100</b>	<b>43,837</b>	<b>100</b>

\* Excluding Co-mingling out

■ Breakdown of Irish Pool Betting 2003



■ Breakdown of Irish Pool Betting 2004



## Betting by Racecourse

Average On-Course Betting 2003 - 2004 by Racecourse\* excluding Point-to-Points, Co-mingling out and Northern Ireland Fixtures

Racecourse	Fixtures		Total On-Course Betting		Average On-Course Betting		Variance	%
	2003	2004	2003	2004	2003	2004		
GALWAY	12	12	28,656,773	30,217,988	2,388,064	2,518,166	130,102	5.4
LEOPARDSTOWN	22	22	31,019,506	31,501,169	1,409,978	1,431,871	21,893	1.6
LISTOWEL	9	8	10,760,106	10,547,358	1,195,567	1,318,420	122,853	10.3
PUNCHSTOWN	17	18	22,832,097	21,839,795	1,343,065	1,213,322	-129,743	-9.7
CURRACH	19	19	24,782,894	22,590,161	1,304,363	1,188,956	-115,407	-8.8
FAIRYHOUSE	17	19	16,225,587	15,944,928	954,446	839,207	-115,239	-12.1
KILBEGGAN	7	8	4,861,152	5,205,964	694,450	650,746	-43,704	-6.3
NAVAN	16	16	11,278,678	10,018,010	704,917	626,126	-78,791	-11.2
ROSCOMMON	9	9	5,507,283	5,430,189	611,920	603,354	-8,566	-1.4
NAAS	13	14	8,332,659	8,441,984	640,974	602,999	-37,975	-5.9
KILLARNEY	7	7	3,586,214	4,157,726	512,316	593,961	81,645	15.9
BELLEWSTOWN	3	3	2,203,335	1,721,469	734,445	573,823	-160,622	-21.9
GOWRAN PARK	16	14	8,247,250	7,765,609	515,453	554,686	39,233	7.6
LIMERICK	16	17	7,898,155	8,008,601	493,635	471,094	-22,541	-4.6
TRALEE	7	7	4,103,058	3,180,068	586,151	454,295	-131,856	-22.5
CORK	19	19	7,955,717	8,507,545	418,722	447,766	29,044	6.9
SLIGO	7	6	3,106,331	2,649,405	443,762	441,568	-2,194	-0.5
THURLES	11	11	4,790,026	4,765,871	435,457	433,261	-2,196	-0.5
TRAMORE	11	11	4,818,078	4,744,431	438,007	431,312	-6,695	-1.5
BALLINROBE	7	8	2,901,067	3,434,423	414,438	429,303	14,865	3.6
TIPPERARY	12	11	5,205,903	4,485,415	433,825	407,765	-26,060	-6.0
CLONMEL	13	12	5,553,488	4,218,480	427,191	351,540	-75,651	-17.7
WEXFORD	9	9	3,412,312	3,049,594	379,146	338,844	-40,302	-10.6
LAYTOWN	1	1	225,322	322,650	225,322	322,650	97,328	43.2
<b>TOTAL</b>	<b>280</b>	<b>281</b>	<b>228,262,991</b>	<b>222,748,833</b>	<b>815,225</b>	<b>792,700</b>	<b>-22,524</b>	<b>-2.8</b>

Betting by Racecourse

## Betting by Racecourse Continued

Average On-Course Tote Betting 2003 - 2004 by Racecourse\* excluding Point-to-Points, Co-mingling out and Northern Ireland Fixtures

Racecourse	Fixtures		Total Tote Betting		Average Tote Betting		Variance	%
	2003	2004	2003	2004	2003	2004		
GALWAY	12	12	8,312,711	8,841,931	692,726	736,828	44,102	6.4
LEOPARDSTOWN	22	22	6,133,788	6,572,021	278,809	298,728	19,919	7.1
PUNCHSTOWN	17	18	4,483,498	5,003,211	263,735	277,956	14,221	5.4
LISTOWEL	9	8	2,345,791	2,194,013	260,643	274,252	13,609	5.2
CURRAGH	19	19	4,663,578	4,615,225	245,451	242,907	-2,544	-1.0
FAIRYHOUSE	17	19	2,448,576	2,763,119	144,034	145,427	1,393	1.0
BELLEWSTOWN	3	3	385,373	388,720	128,458	129,573	1,115	0.9
KILBEGGAN	7	8	783,965	936,985	111,995	117,123	5,128	4.6
KILLARNEY	7	7	596,159	681,874	85,166	97,411	12,245	14.4
LIMERICK	16	17	1,424,919	1,574,590	89,057	92,623	3,566	4.0
ROSCOMMON	9	9	690,049	818,037	76,672	90,893	14,221	18.5
BALLINROBE	7	8	612,395	707,777	87,485	88,472	987	1.1
NAAS	13	14	1,063,523	1,184,424	81,809	84,602	2,793	3.4
TRALEE	7	7	602,602	582,632	86,086	83,233	-2,853	-3.3
NAVAN	16	16	1,297,419	1,286,593	81,089	80,412	-677	-0.8
GOWRAN PARK	16	14	1,047,283	1,124,335	65,455	80,310	14,853	22.7
TRAMORE	11	11	791,880	839,252	71,989	76,296	4,307	6.0
CORK	19	19	1,275,214	1,354,724	67,117	71,301	4,184	6.2
SLIGO	7	6	443,150	422,340	63,307	70,390	7,083	11.2
LAYTOWN	1	1	34,497	58,061	34,497	58,061	23,564	68.3
WEXFORD	9	9	529,343	452,410	58,816	50,268	-8,548	-14.5
TIPPERARY	12	11	532,872	522,831	44,406	47,530	3,124	7.0
THURLES	11	11	370,208	474,171	33,655	43,106	9,451	28.1
CLONMEL	13	12	582,963	438,223	44,843	36,519	-8,324	-18.6
<b>Total</b>	<b>280</b>	<b>281</b>	<b>41,451,756</b>	<b>43,837,499</b>	<b>148,042</b>	<b>156,005</b>	<b>7,963</b>	<b>5.4</b>

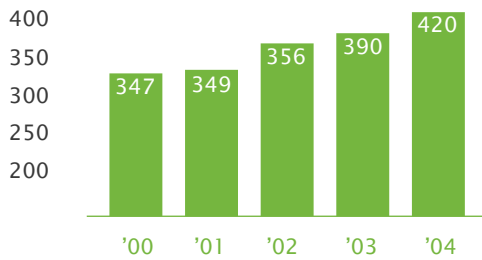
Average Bookmaker On-Course Betting 2003 - 2004 by Racecourse\* excluding Point-to-Points and Northern Ireland Fixtures

Racecourse	Fixtures		Total Bookmaker On-Course Betting		Avg Bookmaker On Course Betting		Variance	%
	2003	2004	2003	2004	2003	2004		
GALWAY	12	12	20,344,062	21,376,057	1,695,339	1,781,338	85,999	5.1
LEOPARDSTOWN	22	22	24,885,718	24,929,148	1,131,169	1,133,143	1,974	0.2
LISTOWEL	9	8	8,414,315	8,353,345	934,924	1,044,168	109,244	11.7
CURRACH	19	19	20,119,316	17,974,936	1,058,911	946,049	-112,862	-10.7
PUNCHESTOWN	17	18	18,348,599	16,836,584	1,079,329	935,366	-143,963	-13.3
FAIRYHOUSE	17	19	13,777,011	13,181,809	810,412	693,779	-116,633	-14.4
NAVAN	16	16	9,981,259	8,731,417	623,829	545,714	-78,115	-12.5
KILBEGGAN	7	8	4,077,187	4,268,979	582,455	533,622	-48,833	-8.4
NAAS	13	14	7,269,136	7,257,560	559,164	518,397	-40,767	-7.3
ROSCOMMON	9	9	4,817,234	4,612,152	535,248	512,461	-22,787	-4.3
KILLARNEY	7	7	2,990,055	3,475,852	427,151	496,550	69,399	16.2
GOWRAN PARK	16	14	7,199,967	6,641,274	449,998	474,377	24,379	5.4
BELLEWSTOWN	3	3	1,817,962	1,332,749	605,987	444,250	-161,737	-26.7
THURLES	11	11	4,419,818	4,291,700	401,802	390,155	-11,647	-2.9
LIMERICK	16	17	6,473,236	6,434,011	404,577	378,471	-26,106	-6.5
CORK	19	19	6,680,503	7,152,821	351,605	376,464	24,859	7.1
SLIGO	7	6	2,663,181	2,227,065	380,454	371,178	-9,276	-2.4
TRALEE	7	7	3,500,456	2,597,436	500,065	371,062	-129,003	-25.8
TIPPERARY	12	11	4,673,031	3,962,584	389,419	360,235	-29,184	-7.5
TRAMORE	11	11	4,026,198	3,905,179	366,018	355,016	-11,002	-3.0
BALLINROBE	7	8	2,288,672	2,726,646	326,953	340,831	13,878	4.2
CLONMEL	13	12	4,970,525	3,780,257	382,348	315,021	-67,327	-17.6
WEXFORD	9	9	2,882,969	2,597,184	320,330	288,576	-31,754	-9.9
LAYTOWN	1	1	190,825	264,589	190,825	264,589	73,764	38.7
<b>TOTAL</b>	<b>280</b>	<b>281</b>	<b>186,811,235</b>	<b>178,911,334</b>	<b>667,183</b>	<b>636,695</b>	<b>-30,488</b>	<b>-4.6</b>

## Breeding

Breeding

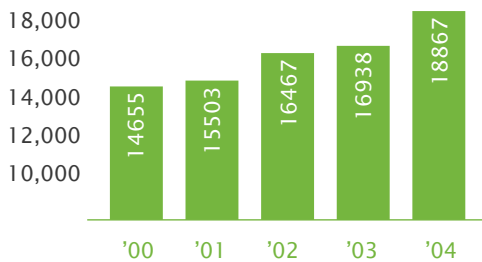
■ Stallions at Stud 2000 - 2004



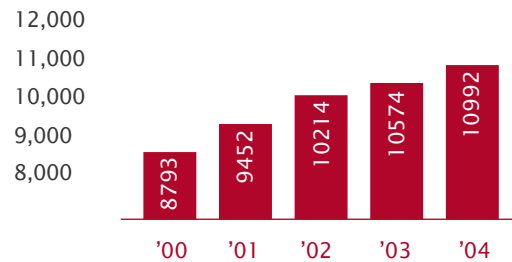
Number of Stallions, Mares & Foals in Ireland

	2000	2001	2002	2003	2004
Stallions	347	349	356	390	420
Mares	14,655	15,503	16,467	16,938	18,867*
Foals	8,793	9,452	10,214	10,574	10,992

■ Mares at Stud 2000 - 2004\*



■ Foals Born 2000 - 2004



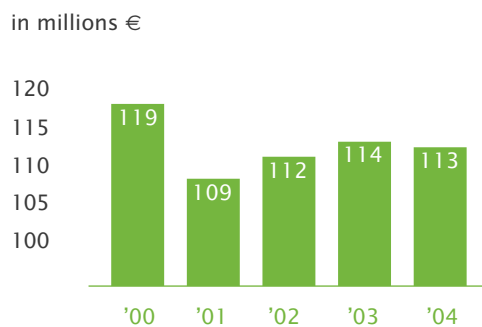
\*The new definition of an 'Active Broodmare' applied for 2004 to include all registered broodmares that have either produced a foal, been covered and/or for which a return has been received in the preceding two years, which have not been flagged as "Left Stud" and which are in known ownership. This definition leads to a noticeable increase from previous years' figures for the number of mares reported at stud, thereby providing a more comprehensive assessment of the active broodmare population. Using the new definition for Irish broodmares the 2003 figure would be 18290 and the 2004 figure 18867, an increase of 3.2%

Source: Weatherbys Ireland GSB Ltd.

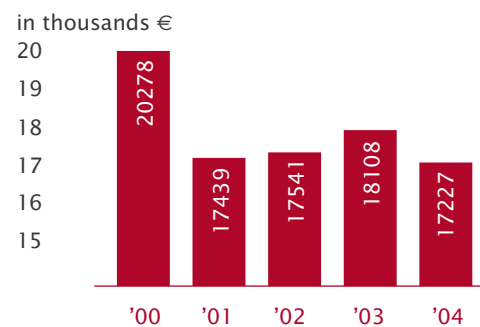
Irish Sales

## Irish Sales

■ Sales Aggregate 2000-2004



■ Sales Average 2000-2004





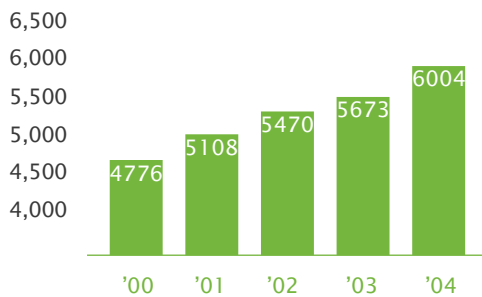
## Irish Sales Continued

	2000	2001	2002	2003	2004
<b>Catalogued</b>	8,865	9,794	10,802	10,437	11,233
<b>Offered</b>	7,408	8,189	8,909	8,535	9,241
<b>Sold</b>	5,870	6,241	6,404	6,305	6,575
<b>Aggregate €'000</b>	119,034	108,834	112,333	114,173	113,045
<b>Average €</b>	20,278	17,439	17,541	18,108	17,227

## Horses in Training

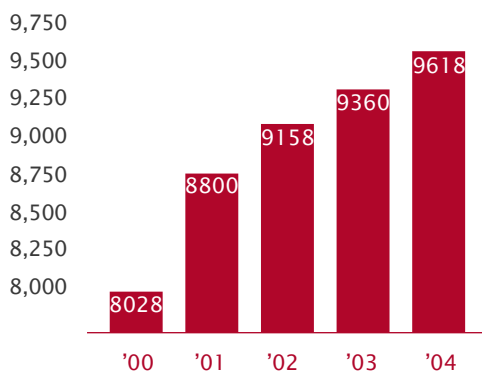
The average number of horses in training (calculated using monthly average) over the five year period increased 25.7%, while the total number of horses returned in training increased 19.8%.

### Average No. of Horses in Training



Age	2000	2001	2002	2003	2004
2yo	449	447	516	495	519
3yo	563	552	590	731	674
4yo	568	635	710	711	939
5yo	941	1,003	1,038	1,122	1,133
6yo+	2,255	2,471	2,616	2,614	2,739
<b>Total</b>	<b>4,776</b>	<b>5,108</b>	<b>5,470</b>	<b>5,673</b>	<b>6,004</b>

### Total No. of Horses Returned in Training



These figures are for all individual horses returned in training throughout the year.

	2000	2001	2002	2003	2004
Total	8,028	8,800	9,158	9,360	9,618

## Horses in Training Continued

### Average No. of Colts in Training 2000 - 2004

<b>Colts</b>	<b>2000</b>	<b>2001</b>	<b>2002</b>	<b>2003</b>	<b>2004</b>
2yo	186	179	202	181	198
3yo	141	133	122	156	138
4yo	40	43	43	30	65
5yo	15	19	27	19	22
6yo+	20	22	21	22	29
<b>Total</b>	<b>402</b>	<b>396</b>	<b>415</b>	<b>408</b>	<b>452</b>

### Average No. of Fillies in Training 2000 - 2004

<b>Fillies</b>	<b>2000</b>	<b>2001</b>	<b>2002</b>	<b>2003</b>	<b>2004</b>
2yo	232	229	271	275	277
3yo	308	304	320	408	380
4yo	232	268	298	319	402
5yo	353	377	388	427	452
6yo+	660	709	748	757	792
<b>Total</b>	<b>1,785</b>	<b>1,887</b>	<b>2,025</b>	<b>2,186</b>	<b>2,303</b>

### Average No. of Geldings in Training 2000 - 2004

<b>Geldings</b>	<b>2000</b>	<b>2001</b>	<b>2002</b>	<b>2003</b>	<b>2004</b>
2yo	31	39	43	39	44
3yo	114	116	148	167	156
4yo	296	324	369	362	472
5yo	572	606	623	676	659
6yo+	1576	1740	1847	1835	1918
<b>Total</b>	<b>2589</b>	<b>2825</b>	<b>3030</b>	<b>3079</b>	<b>3249</b>

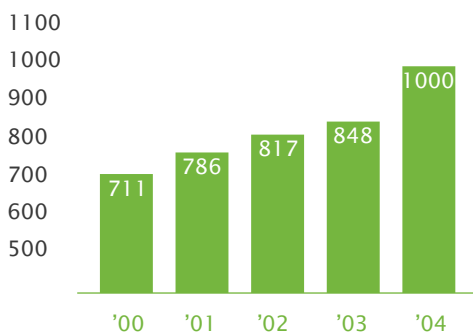
## Ownership

The number of new owners registered has increased year on year with a record 1,000 new owners registered in 2004. The five year period demonstrated a growth of 40.6%.

The number of single owners (this figure includes individuals registered in horses owned in partnership) has increased 23.9% from 3,727 to 4,617 over the five year period. However, the area of syndicate ownership has demonstrated significant growth, 72% over the five year period.

Active owners are considered owners that have made at least one race entry in the calendar year.

■ New Owners Registered 2000 - 2004



Racehorse Ownership 2000 - 2004

Ownership Type	2000	2001	2002	2003	2004
Single*	3,727	3,965	4,174	4,360	4,617
Syndicates	683	794	905	1,061	1,173
Clubs	44	43	36	47	43
Companies	22	29	22	25	29

\* includes partnerships

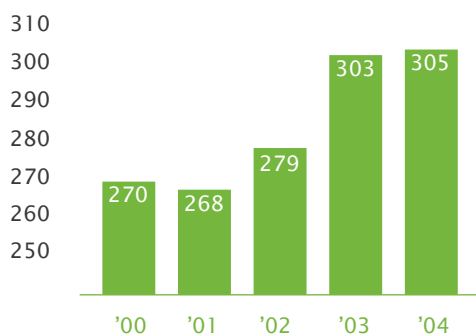
Ownership

## Fixtures

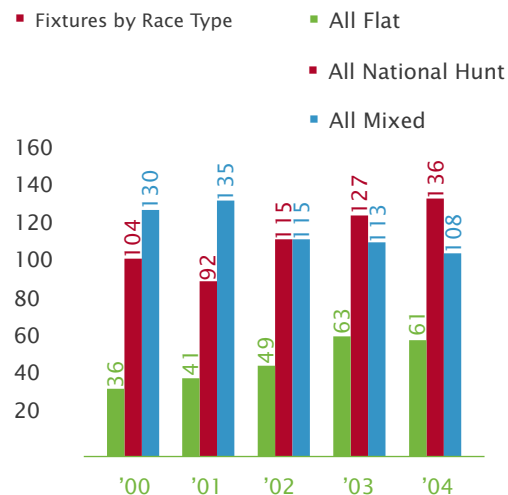
The number of fixtures increased 13% from 270 to 305 over the five year period in question, while the number of races increased 14% from 1,919 to 2,196 and the number of runners increased 16% from 25,611 to 29,743.

Racing in Ireland is almost unique in that fixtures include mixed meetings, whereby the card features both Flat and NH races. The number of mixed meetings decreased by 16.9%, while all-flat meetings increased 69.4%. All National Hunt meetings increased by 30.8% between 2000 and 2004. The figures provided are for the actual number of fixtures staged each year rather than those programmed.

■ Number Of Fixtures 2000 - 2004

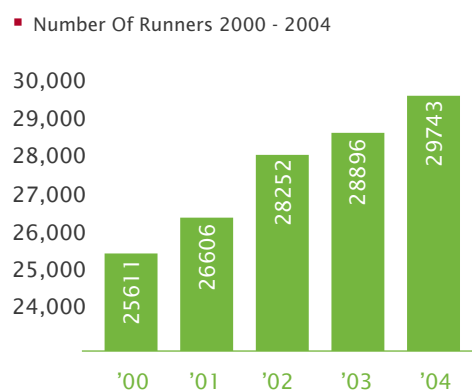
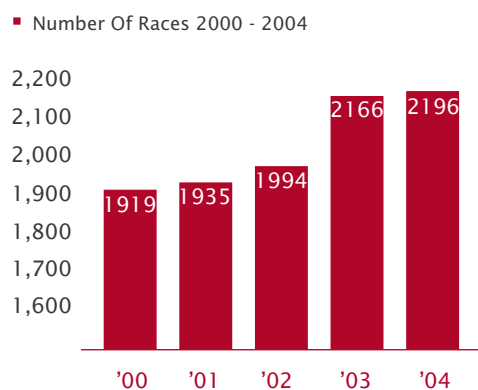


■ Fixtures by Race Type



Fixtures

## Fixtures Continued



Number Of Fixtures Per Month 2000 - 2004

	2000	2001	2002	2003	2004
JANUARY	17	14	17	12	17
FEBRUARY	12	11	9	15	17
MARCH	15	0*	21	19	17
APRIL	18	20	21	21	23
MAY	33	36	26	32	36
JUNE	29	34	25	35	34
JULY	30	33	31	35	36
AUGUST	36	34	35	39	33
SEPTEMBER	25	25	31	27	26
OCTOBER	24	25	24	26	23
NOVEMBER	16	19	15	19	20
DECEMBER	15	17	24	23	23
<b>TOTAL</b>	<b>270</b>	<b>268</b>	<b>279</b>	<b>303</b>	<b>305</b>

\*No racing took place in March 2001 as racing was temporarily suspended due to an outbreak of Foot and Mouth disease

Number Of Fixtures by Weekday 2000 - 2004

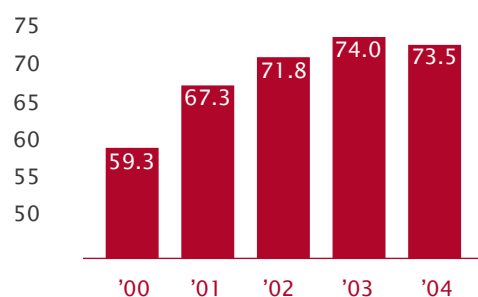
	2000	2001	2002	2003	2004
MONDAY	32	31	30	34	32
TUESDAY	21	17	19	17	19
WEDNESDAY	33	40	36	42	40
THURSDAY	34	38	43	41	45
FRIDAY	34	34	28	33	35
SATURDAY	56	55	55	60	54
SUNDAY	60	53	68	76	80
<b>TOTAL</b>	<b>270</b>	<b>268</b>	<b>279</b>	<b>303</b>	<b>305</b>

Entries and Runners

In line with the 14.4% increase in the number of actual races, the total number of race entries increased 23.9% over the period 2000 to 2004. On closer analysis, total flat entries increased 43.8% (total number of flat races increased 17.5%), while total NH entries increased 13.1% (total number of NH races increased 12.6%). The figures provided are for entries made before balloting.

■ Total Entries 2000 - 2004

in thousands

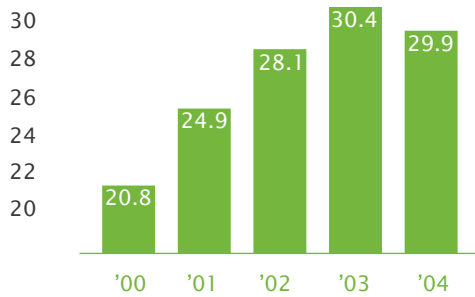


Year	Fixtures	Races	Total Entries	Avg. No. Entries per Race
2000	270	1,919	59,337	<b>30.9</b>
2001	268	1,935	67,335	<b>34.8</b>
2002	279	1,994	71,792	<b>36.0</b>
2003	303	2,166	73,939	<b>34.1</b>
2004	305	2,196	73,508	<b>33.5</b>

## Entries and Runners Continued

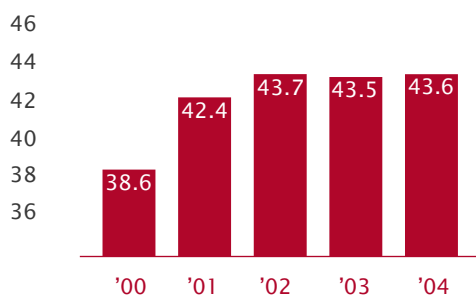
■ Total Flat Entries 2000 - 2004

in thousands

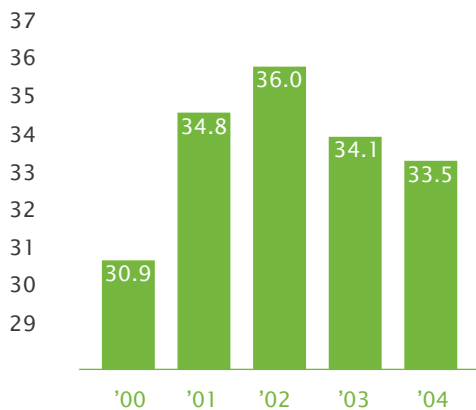


■ Total National Hunt Entries 2000 - 2004

in thousands



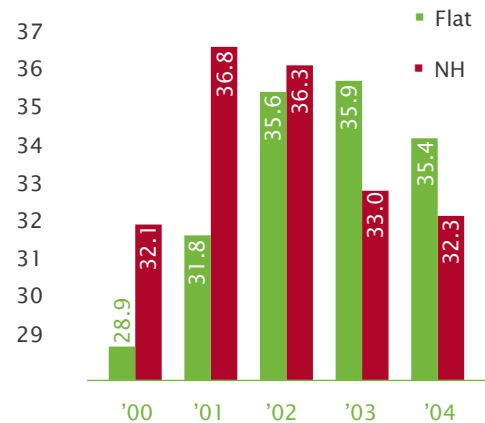
■ Average No. of Entries per Race 2000 - 2004



Year	Races	Entries	Avg. No. Entries per Race
2000	718	20,781	<b>28.9</b>
2001	782	24,901	<b>31.8</b>
2002	789	28,075	<b>35.6</b>
2003	848	30,436	<b>35.9</b>
2004	844	29,891	<b>35.4</b>

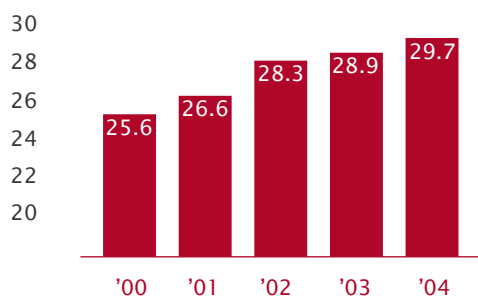
Year	Races	Entries	Avg. No. Entries per Race
2000	1,201	38,556	<b>32.1</b>
2001	1,153	42,434	<b>36.8</b>
2002	1,205	43,717	<b>36.3</b>
2003	1,318	43,503	<b>33.0</b>
2004	1,352	43,617	<b>32.3</b>

■ Average No. of Flat and NH Entries 2000 - 2004



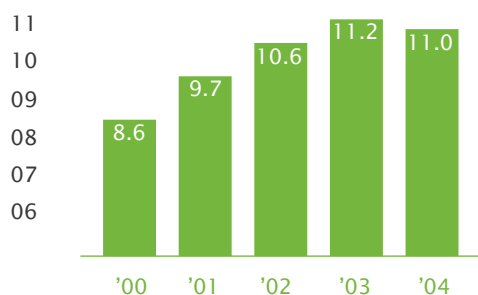
■ Total Runners 2000 - 2004

in thousands



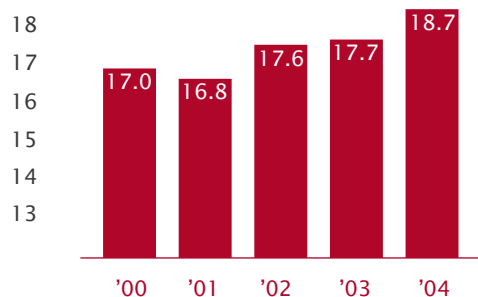
■ Total Flat Runners 2000 - 2004

in thousands



■ Total National Hunt Runners 2000 - 2004

in thousands



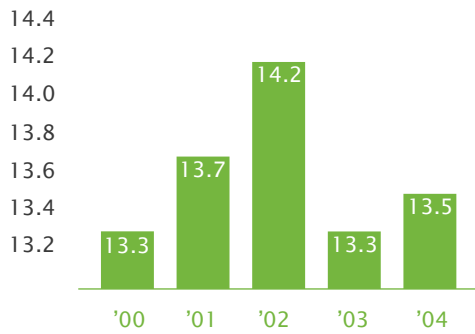
Year	Fixtures	Races	Total Runners	Avg. No. Runners per Race
2000	270	1,919	25,611	<b>13.3</b>
2001	268	1,935	26,606	<b>13.7</b>
2002	279	1,994	28,252	<b>14.2</b>
2003	303	2,166	28,896	<b>13.3</b>
2004	305	2,196	29,743	<b>13.5</b>

Year	Races	Runners	Avg. No. Runners per race
2000	718	8,624	<b>12.0</b>
2001	782	9,784	<b>12.5</b>
2002	789	10,658	<b>13.5</b>
2003	848	11,191	<b>13.2</b>
2004	844	11,023	<b>13.1</b>

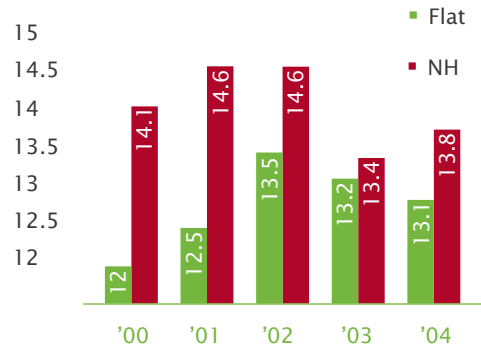
Year	Races	Runners	Avg. No. Runners per race
2000	1,201	16,987	<b>14.1</b>
2001	1,153	16,822	<b>14.6</b>
2002	1,205	17,594	<b>14.6</b>
2003	1,318	17,705	<b>13.4</b>
2004	1,352	18,720	<b>13.8</b>

## Entries and Runners Continued

■ Average No. of Runners per Race 2000 - 2004



■ Average No. of Flat and NH Runners per Race 2000 - 2004



Average Number of Entries Per Race Category 2000 - 2004

Year	Flat	Hurdle	Chase	Bumper
2000	28.9	37.5	22.3	32.2
2001	31.8	41.7	25.3	40.3
2002	35.6	40.6	24.1	43.3
2003	35.9	35.0	25.6	40.5
2004	35.4	35.4	24.2	36.2

Average Number Of Runners Per Race Category 2000 - 2004

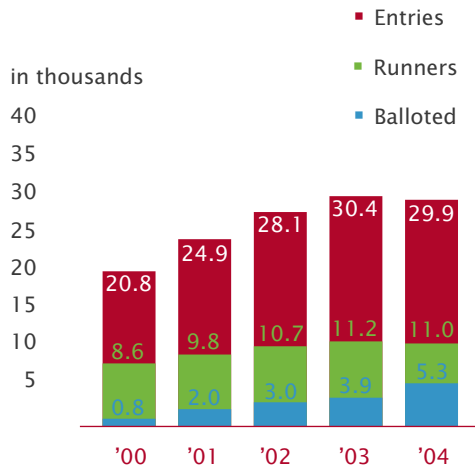
Year	Flat	Hurdle	Chase	Bumper
2000	12.0	15.6	10.9	15.1
2001	12.5	15.7	11.5	16.1
2002	13.5	15.7	11.3	16.7
2003	13.2	14.1	11.3	15.4
2004	13.1	14.6	11.6	15.3

Flat Runner Analysis 2000 - 2004

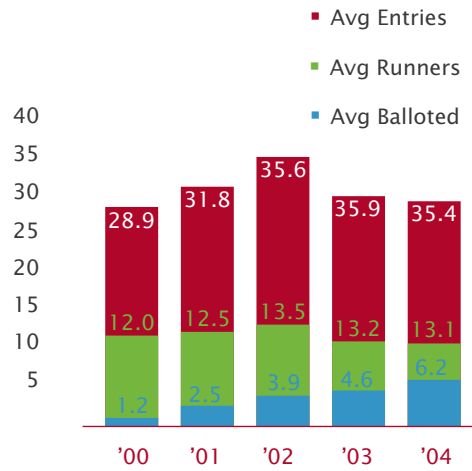
Year	Races	Entries	Avg	Runners	Avg	Balloted	Avg
2000	718	20,781	<b>28.9</b>	8,624	<b>12.0</b>	851	<b>1.2</b>
2001	782	24,901	<b>31.8</b>	9,784	<b>12.5</b>	1,981	<b>2.5</b>
2002	789	28,075	<b>35.6</b>	10,658	<b>13.5</b>	3,063	<b>3.9</b>
2003	848	30,436	<b>35.9</b>	11,191	<b>13.2</b>	3,860	<b>4.6</b>
2004	844	29,891	<b>35.4</b>	11,023	<b>13.1</b>	5,260	<b>6.2</b>



Flat Runner Analysis 2000 - 2004



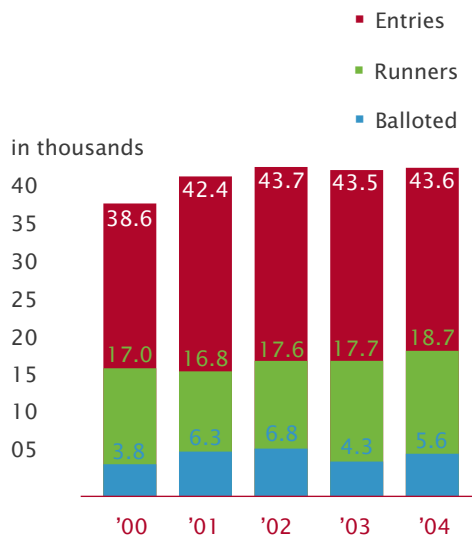
Flat Runner Analysis (Avg) per Race 2000 - 2004



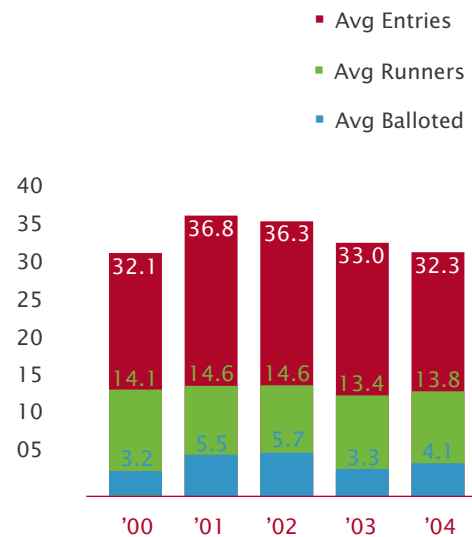
NH Runner Analysis 2000 - 2004

	Races	Entries	Avg	Runners	Avg	Balloted	Avg
2000	1,201	38,556	<b>32.1</b>	16,987	<b>14.1</b>	3,846	<b>3.2</b>
2001	1,153	42,434	<b>36.8</b>	16,822	<b>14.6</b>	6,331	<b>5.5</b>
2002	1,205	43,717	<b>36.3</b>	17,594	<b>14.6</b>	6,840	<b>5.7</b>
2003	1,318	43,503	<b>33.0</b>	17,705	<b>13.4</b>	4,323	<b>3.3</b>
2004	1,352	43,617	<b>32.3</b>	18,720	<b>13.8</b>	5,600	<b>4.1</b>

NH Runner Analysis 2000 - 2004



NH Runner Analysis (Avg) per Race 2000 - 2004



## Entries and Runners Continued

### Definitions:

**WFA** = Weight for Age

**H'cap** = Handicap

**Mdn** = Maiden

### Runner Analysis by Race Type 2000

<b>Flat</b>	<b>Type</b>	<b>Races</b>	<b>Entries</b>	<b>Avg</b>	<b>Runners</b>	<b>Avg</b>	<b>Balloted</b>	<b>Avg</b>
	<b>WFA</b>	146	4,427	<b>30.3</b>	1,305	<b>8.9</b>	37	<b>0.3</b>
	<b>H'cap</b>	332	9,888	<b>29.8</b>	4,515	<b>13.6</b>	607	<b>1.8</b>
	<b>M'dn</b>	240	6,466	<b>26.9</b>	2,804	<b>11.7</b>	207	<b>0.9</b>
	<b>Total</b>	718	20,781	<b>28.9</b>	8,624	<b>12.0</b>	851	<b>1.2</b>

<b>NH</b>	<b>Type</b>	<b>Races</b>	<b>Entries</b>	<b>Avg</b>	<b>Runners</b>	<b>Avg</b>	<b>Balloted</b>	<b>Avg</b>
	<b>Hurdle</b>	633	23,711	<b>37.5</b>	9,860	<b>15.6</b>	3,104	<b>4.9</b>
	<b>Chase</b>	347	7,727	<b>22.3</b>	3,781	<b>10.9</b>	278	<b>0.8</b>
	<b>Bumper</b>	221	7,118	<b>32.2</b>	3,346	<b>15.1</b>	464	<b>2.1</b>
	<b>Total</b>	1201	38,556	<b>32.1</b>	16,987	<b>14.1</b>	3,846	<b>3.2</b>

### Runner Analysis by Race Type 2001

<b>Flat</b>	<b>Type</b>	<b>Races</b>	<b>Entries</b>	<b>Avg</b>	<b>Runners</b>	<b>Avg</b>	<b>Balloted</b>	<b>Avg</b>
	<b>WFA</b>	155	5,047	<b>32.6</b>	1,420	<b>9.2</b>	9	<b>0.1</b>
	<b>H'cap</b>	363	12,259	<b>33.8</b>	5,188	<b>14.3</b>	1,617	<b>4.5</b>
	<b>M'dn</b>	264	7,595	<b>28.8</b>	3,176	<b>12.0</b>	355	<b>1.3</b>
	<b>Total</b>	782	24,901	<b>31.8</b>	9,784	<b>12.5</b>	1,981	<b>2.5</b>

<b>NH</b>	<b>Type</b>	<b>Races</b>	<b>Entries</b>	<b>Avg</b>	<b>Runners</b>	<b>Avg</b>	<b>Balloted</b>	<b>Avg</b>
	<b>Hurdle</b>	614	25,618	<b>41.7</b>	9,651	<b>15.7</b>	4,467	<b>7.3</b>
	<b>Chase</b>	327	8,262	<b>25.3</b>	3,754	<b>11.5</b>	640	<b>2.0</b>
	<b>Bumper</b>	212	8,554	<b>40.3</b>	3,417	<b>16.1</b>	1,224	<b>5.8</b>
	<b>Total</b>	1153	42,434	<b>36.8</b>	16,822	<b>14.6</b>	6,331	<b>5.5</b>

Runner Analysis by Race Type 2002

Flat	Type	Races	Entries	Avg	Runners	Avg	Balloted	Avg
	<b>WFA</b>	150	5,104	<b>34.0</b>	1,396	<b>9.3</b>	36	<b>0.2</b>
	<b>H'cap</b>	385	14,669	<b>38.1</b>	5,823	<b>15.1</b>	2,467	<b>6.4</b>
	<b>M'dn</b>	254	8,302	<b>32.7</b>	3,439	<b>13.5</b>	560	<b>2.2</b>
	<b>Total</b>	789	28,075	<b>35.6</b>	10,658	<b>13.5</b>	3,063	<b>3.9</b>

NH	Type	Races	Entries	Avg	Runners	Avg	Balloted	Avg
	<b>Hurdle</b>	657	26,679	<b>40.6</b>	10,303	<b>15.7</b>	4,652	<b>7.1</b>
	<b>Chase</b>	349	8,416	<b>24.1</b>	3,959	<b>11.3</b>	543	<b>1.6</b>
	<b>Bumper</b>	199	8,622	<b>43.3</b>	3,332	<b>16.7</b>	1,645	<b>8.3</b>
	<b>Total</b>	1205	43,717	<b>36.3</b>	17,594	<b>14.6</b>	6,840	<b>5.7</b>

Runner Analysis by Race Type 2003

Flat	Type	Races	Entries	Avg	Runners	Avg	Balloted	Avg
	<b>WFA</b>	167	5,568	<b>33.3</b>	1,477	<b>8.8</b>	44	<b>0.3</b>
	<b>H'cap</b>	409	16,073	<b>39.3</b>	6,100	<b>14.9</b>	3,293	<b>8.1</b>
	<b>M'dn</b>	272	8,795	<b>32.3</b>	3,614	<b>13.3</b>	523	<b>1.9</b>
	<b>Total</b>	848	30,436	<b>35.9</b>	11,191	<b>13.2</b>	3,860	<b>4.6</b>

NH	Type	Races	Entries	Avg	Runners	Avg	Balloted	Avg
	<b>Hurdle</b>	700	24,495	<b>35.0</b>	9,861	<b>14.1</b>	2,766	<b>4.0</b>
	<b>Chase</b>	404	10,333	<b>25.6</b>	4,550	<b>11.3</b>	570	<b>1.4</b>
	<b>Bumper</b>	214	8,675	<b>40.5</b>	3,294	<b>15.4</b>	987	<b>4.6</b>
	<b>Total</b>	1318	43,503	<b>33.0</b>	17,705	<b>13.4</b>	4,323	<b>3.3</b>

## Entries and Runners Continued

### Runner Analysis by Race Type 2004

Flat	Type	Races	Entries	Avg	Runners	Avg	Balloted	Avg
	<b>WFA</b>	171	5,625	<b>32.9</b>	1,570	<b>9.2</b>	134	<b>0.8</b>
	<b>H'cap</b>	412	16,031	<b>38.9</b>	5,992	<b>14.5</b>	4,134	<b>10.0</b>
	<b>M'dn</b>	261	8,235	<b>31.6</b>	3,461	<b>13.3</b>	992	<b>3.8</b>
	<b>Total</b>	844	29,891	<b>35.4</b>	11,023	<b>13.1</b>	5,260	<b>6.2</b>

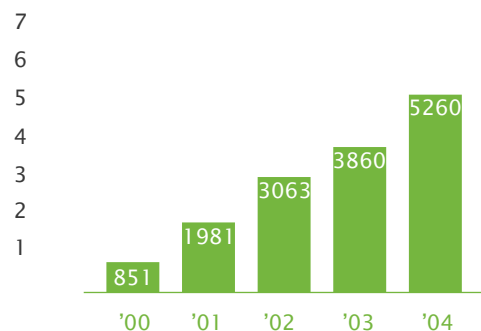
NH	Type	Races	Entries	Avg	Runners	Avg	Balloted	Avg
	<b>Hurdle</b>	731	25,892	<b>35.4</b>	10,708	<b>14.6</b>	4,173	<b>5.7</b>
	<b>Chase</b>	398	9,643	<b>24.2</b>	4,611	<b>11.6</b>	534	<b>1.3</b>
	<b>Bumper</b>	223	8,082	<b>36.2</b>	3,401	<b>15.3</b>	893	<b>4.0</b>
	<b>Total</b>	1,352	43,617	<b>32.3</b>	18,720	<b>13.8</b>	5,600	<b>4.1</b>

## Balloting

The number of horses balloted out of National Hunt racing decreased in 2003 following a series of programming and entry qualification changes. The Flat has however seen a continued rise in ballots with a result that new quality control measures have been introduced for 2005.

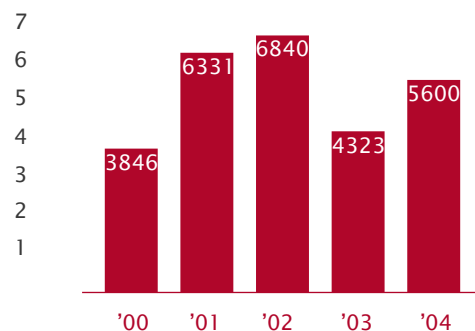
■ Flat Balloting 2000 - 2004

in thousands



■ NH Balloting 2000 - 2004

in thousands



### Definitions:

**WFA** = Weight for Age

**H'cap** = Handicap

**Mdn** = Maiden

**Hdle** = Hurdle

**Chase** = Steeplechase

**Bumper** = INHS Flat Race

## Balloting Continued

	Number of ballots per race category				
	<b>2000</b>	<b>2001</b>	<b>2002</b>	<b>2003</b>	<b>2004</b>
Flat WFA	37	9	36	44	134
Flat H'cap	607	1617	2467	3293	4134
Flat Mdn	207	355	560	523	992
Hurdle WFA	81	76	797	177	159
H'cap Hdle	1,234	1,700	1,706	1,135	1,628
M'dn Hdle	1,789	2,691	2,149	1,454	2,386
Chase WFA	1	3	7	5	7
H'cap Chase	50	87	117	94	132
Novice Chase	218	440	395	438	354
Hunters Chase	9	110	24	33	41
Bumper	464	1224	1645	987	893
<b>Total</b>	<b>4,697</b>	<b>8,312</b>	<b>9,903</b>	<b>8,183</b>	<b>10,860</b>

	Average Ballots Per Race				
	<b>2000</b>	<b>2001</b>	<b>2002</b>	<b>2003</b>	<b>2004</b>
Flat WFA	0.3	0.1	0.2	0.3	0.8
Flat H'cap	1.8	4.5	6.4	8.1	10.0
Flat Mdn	0.9	1.3	2.2	1.9	3.8
Hurdle WFA	0.7	0.6	4.5	1.1	1.0
H'cap Hdle	4.9	6.8	5.6	3.9	5.4
M'dn Hdle	6.9	11.2	10.5	5.8	8.9
Chase WFA	0	0	0.1	0.1	0.1
H'cap Chase	0.3	0.6	0.8	0.5	0.8
Novice Chase	2.4	5.1	4.3	3.8	3.2
Hunters Chase	0.4	7.3	1.0	1.1	1.7
Bumper	2.1	5.8	8.3	4.6	4.0
<b>Total</b>	<b>2.4</b>	<b>4.3</b>	<b>5.0</b>	<b>3.8</b>	<b>4.9</b>

## Balloting Continued

### Percentage Of Entered Horses Balloted Out (By Race Category)

	2000	2001	2002	2003	2004
Flat WFA	0.8%	0.2%	0.7%	0.8%	2.4%
Flat H'cap	6.1%	13.2%	16.8%	20.5%	25.8%
Flat Mdn	3.2%	4.7%	6.7%	5.9%	12.0%
Hurdle WFA	2.7%	2.5%	14.2%	4.3%	4.2%
H'cap Hdle	12.3%	15.8%	15.3%	10.5%	14.6%
M'dn Hdle	16.7%	22.7%	21.7%	15.2%	21.9%
Chase WFA	0.1%	0.2%	0.5%	0.3%	0.4%
H'cap Chase	1.5%	2.5%	3.3%	2.2%	3.2%
Novice Chase	8.8%	14.3%	13.3%	11.8%	10.9%
Hunters Chase	1.7%	23.5%	4.2%	4.4%	6.5%
Bumper	6.5%	14.3%	19.1%	11.4%	11.0%
<b>Total</b>	<b>7.9%</b>	<b>12.3%</b>	<b>13.8%</b>	<b>11.1%</b>	<b>14.8%</b>

## Prize Money

Total prize money in Ireland increased from €30.7m to €51.5m (up 67.4%) over the five years. A deliberate policy decision was taken to reduce the contributions by owners within this total, which saw a reduction from 30% to 27% between 2003 and 2004 due to lower entry fees.

### Prize Money Values 2000 - 2004\*

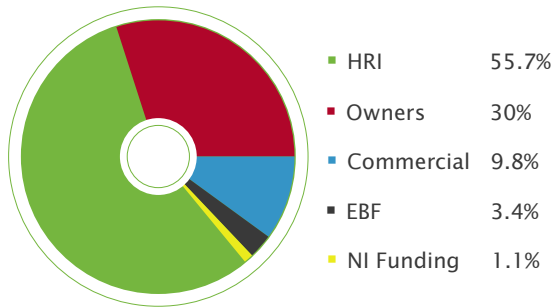
Year	Flat €'000	NH €'000	Total €'000	% increase
2000	15,220	15,517	30,737	-
2001	21,708	20,499	42,207	37.3
2002	23,519	22,031	45,550	7.9
2003	25,177	24,474	49,651	9.0
2004	25,541	25,919	51,460	3.6

\*Excluding Point-to-Points

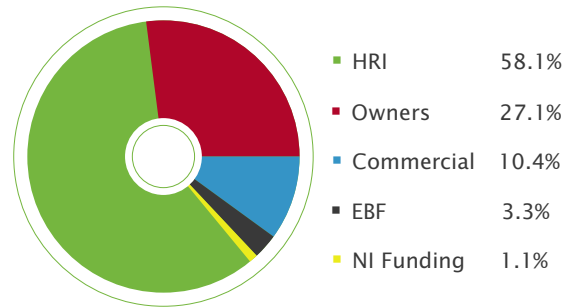
## Prize Money Continued

### Sources Of Prize Money

▪ Sources of Prize Money 2003



▪ Sources of Prize Money 2004



	€'000 Owners	€'000 Commercial	€'000 N.I Funding	€'000 EBF	€'000 HRI	€'000 Total
2000	9,888	4,616	557	1,292	14,384	30,737
2001	12,697	4,549	477	1,087	23,397	42,207
2002	14,258	4,622	557	1,270	24,843	45,550
2003	14,876	4,880	548	1,708	27,638	49,651
2004	13,919	5,350	565	1,712	29,914	51,460

Prize Money Continued

Prize Money Contributions (€) by Racecourse 2004

Venue	Meetings	Races	Owner €	Sponsor €	NI Funding €	EBF €	HRI €	Prize Money €	Total Prize Money €
BALLINROBE	8	59	133,851	26,000	0	9,000	502,149	671,000	671,000
BELLEWSTOWN	3	23	51,719	17,500	0	2,000	195,282	266,500	266,500
CLONMEL	12	82	207,021	52,000	0	25,000	761,479	1,045,500	1,045,500
CORK	19	135	553,822	136,250	0	152,000	1,917,928	2,760,000	2,760,000
CURRAGH	19	143	5,083,066	1,475,950	0	248,500	3,774,684	10,582,200	10,582,200
DOWN ROYAL	14	94	271,250	2,000	408,253	47,000	727,498	1,456,000	1,456,000
DOWNPATRICK	10	70	138,038	1,000	157,048	19,000	411,914	727,000	727,000
FAIRYHOUSE	19	136	687,824	352,195	0	77,000	1,933,981	3,051,000	3,051,000
GALWAY	12	88	544,028	491,600	0	70,000	1,341,373	2,447,000	2,447,000
GOWRAN PARK	14	104	390,533	120,700	0	145,000	1,268,267	1,924,500	1,924,500
KILBEGGAN	8	56	131,481	63,750	0	8,500	542,269	746,000	746,000
KILLARNEY	7	51	148,824	74,000	0	16,000	475,676	714,500	714,500
LAYTOWN	1	6	11,442	3,000	0	0	49,058	63,500	63,500
LEOPARDSTOWN	22	159	1,912,571	855,750	0	230,500	3,974,179	6,973,000	6,973,000
LIMERICK	17	120	396,418	130,250	0	55,500	1,513,332	2,095,500	2,095,500
LISTOWEL	8	60	302,709	211,000	0	53,500	722,791	1,290,000	1,290,000
NAAS	14	97	418,896	205,900	0	144,000	1,385,204	2,154,000	2,154,000
NAVAN	16	115	433,739	116,000	0	106,500	1,645,261	2,301,500	2,301,500
PUNCHSTOWN	18	130	809,107	583,250	0	49,000	2,196,643	3,638,000	3,638,000
ROSCOMMON	9	65	173,947	40,250	0	40,000	591,553	845,750	845,750
SLIGO	6	43	100,455	25,000	0	15,000	325,545	466,000	466,000
THURLES	11	79	225,332	78,700	0	33,000	748,468	1,085,500	1,085,500
TIPPERARY	11	82	292,717	121,250	0	97,000	1,058,034	1,569,000	1,569,000
TRALEE	7	54	171,140	61,500	0	49,000	572,361	854,000	854,000
TRAMORE	11	78	166,067	63,750	0	16,000	700,183	946,000	946,000
WEXFORD	9	67	162,765	41,500	0	4,000	578,735	787,000	787,000
<b>Total</b>	<b>305</b>	<b>2196</b>	<b>13,918,758</b>	<b>5,350,045</b>	<b>565,301</b>	<b>1,712,000</b>	<b>29,913,846</b>	<b>51,459,950</b>	<b>51,459,950</b>



Prize Money Contributions (%) by Racecourse 2004

Venue	Meetings	Races	Owner %	Sponsor %	NI Funding %	EBF %	HRI%	Prize Money €	Total
BALLINROBE	8	59	20	4	0	1	75	671,000	
BELLEWSTOWN	3	23	19	7	0	1	73	266,500	
CLONMEL	12	82	20	5	0	2	73	1,045,500	
CORK	19	135	20	5	0	6	69	2,760,000	
CURRAGH	19	143	48	14	0	2	36	10,582,200	
DOWN ROYAL	14	94	19	0	28	3	50	1,456,000	
DOWNPATRICK	10	70	19	0	22	3	57	727,000	
FAIRYHOUSE	19	136	23	12	0	3	63	3,051,000	
GALWAY	12	88	22	20	0	3	55	2,447,000	
GOWRAN PARK	14	104	20	6	0	8	66	1,924,500	
KILBEGGAN	8	56	18	9	0	1	73	746,000	
KILLARNEY	7	51	21	10	0	2	67	714,500	
LAYTOWN	1	6	18	5	0	0	77	63,500	
LEOPARDSTOWN	22	159	27	12	0	3	57	6,973,000	
LIMERICK	17	120	19	6	0	3	72	2,095,500	
LISTOWEL	8	60	23	16	0	4	56	1,290,000	
NAAS	14	97	19	10	0	7	64	2,154,000	
NAVAN	16	115	19	5	0	5	71	2,301,500	
PUNCHESTOWN	18	130	22	16	0	1	60	3,638,000	
ROSCOMMON	9	65	21	5	0	5	70	845,750	
SLIGO	6	43	22	5	0	3	70	466,000	
THURLES	11	79	21	7	0	3	69	1,085,500	
TIPPERARY	11	82	19	8	0	6	67	1,569,000	
TRALEE	7	54	20	7	0	6	67	854,000	
TRAMORE	11	78	18	7	0	2	74	946,000	
WEXFORD	9	67	21	5	0	1	74	787,000	
<b>Total</b>	<b>305</b>	<b>2196</b>	<b>27.1</b>	<b>10.4</b>	<b>1.1</b>	<b>3.3</b>	<b>58.1</b>	<b>51,459,950</b>	

## Prize Money Continued

### Prize Money Won By Foreign Trained Horses In Ireland 2000 – 2004

Year	Runs	Wins	Places	Prize money (€) Win	Place	Total	%
2000	221	28	77	1,567,619	1,099,911	2,667,530	-
2001	143	15	41	1,575,935	999,919	2,575,854	-3.4
2002	188	26	54	2,339,320	912,725	3,252,045	26.3
2003	206	36	76	2,292,250	1,620,798	3,913,048	20.3
2004	213	32	71	2,657,900	1,504,560	4,162,460	6.4

### Percentage Of Total Irish Prize Money Won By Foreign Trained Horses 2000 - 2004

Year	Prize Money Won €	% of Total Irish Prize Money
2000	2,667,530	8.7
2001	2,575,854	6.1
2002	3,252,045	7.1
2003	3,913,048	7.9
2004	4,162,460	8.1

### Prize Money Won In UK By Irish Trained Horses

Year	Runs	Wins	Places	Prize Money (£) Win	Place	Total
2000	456	50	157	2,754,150	992,047	3,746,197
2001	246	33	74	2,936,684	845,593	3,782,277
2002	573	51	188	2,751,108	1,731,366	4,482,474
2003	568	49	186	2,442,800	1,643,507	4,086,307
2004	624	53	228	1,557,216	1,335,441	2,892,657

### Prize Money Won Abroad By Irish Trained Horses (Excluding UK)

Year	Runs	Wins	Places	Prize Money (€) Win	Place	Total
2003	77	5	27	932,420	1,222,752	2,155,172
2004	85	8	35	1,710,552	1,719,267	3,429,819

Percentage Of Races Sponsored 2004 By Racecourse \*where COM = Commercial and \*\* EBF = European Breeders Fund

Venue	2004 Meetings	Races	COM* Spons	EBF** Spons	Combined EBF/COM	Total Spons Races	% Spons Races	Sponsor €	EBF €	HRI €	Sponsorship Variance € '03 - '04
LAYTOWN	1	6	6	0	0	6	100	3,000	0	49,058	3,000
GALWAY	12	88	84	9	6	87	99	491,600	70,000	1,341,373	16,000
KILLARNEY	7	51	44	5	0	49	96	74,000	16,000	475,676	0
LISTOWEL	8	60	46	7	0	53	88	211,000	53,500	722,791	-3,500
CURRAGH	19	143	115	30	23	122	85	1,475,950	248,500	3,774,684	121,930
BELLEWSTOWN	3	23	18	1	0	19	83	17,500	2,000	195,282	5,000
BALLINROBE	8	59	45	3	0	48	81	26,000	9,000	502,149	3,000
LIMERICK	17	120	90	12	6	96	80	130,250	55,500	1,513,332	24,500
TRAMORE	11	78	55	3	1	57	73	63,750	16,000	700,183	6,000
NAAS	14	97	54	22	11	65	67	205,900	144,000	1,385,204	64,650
TRALEE	7	54	28	7	0	35	65	61,500	49,000	572,361	-6,500
ROSCOMMON	9	65	35	7	1	41	63	40,250	40,000	591,553	15,500
SLIGO	6	43	22	5	0	27	63	25,000	15,000	325,545	1,500
KILBEGGAN	8	56	32	3	0	35	63	63,750	8,500	542,269	23,250
LEOPARDSTOWN	22	159	70	26	0	96	60	855,750	230,500	3,974,179	62,300
TIPPERARY	11	82	31	18	0	49	60	121,250	97,000	1,058,034	-3,250
GOWRAN PARK	14	104	44	21	4	61	59	120,700	145,000	1,268,267	-1,500
NAVAN	16	115	55	20	9	66	57	116,000	106,500	1,645,261	-4,250
CORK	19	135	56	22	2	76	56	136,250	152,000	1,917,928	-2,600
WEXFORD	9	67	35	2	1	36	54	41,500	4,000	578,735	9,000
FAIRYHOUSE	19	136	57	12	0	69	51	352,195	77,000	1,933,981	73,760
PUNCHESTOWN	18	130	60	6	2	64	49	583,250	49,000	2,196,643	1200
CLONMEL	12	82	27	7	0	34	41	52,000	25,000	761,479	12,700
THURLES	11	79	20	9	1	28	35	78,700	33,000	748,468	51,200
DOWN ROYAL	14	94	n/a	11	0	11	12	2,000	47,000	727,498	0
DOWNPATRICK	10	70	n/a	7	0	7	10	1,000	19,000	411,914	0
<b>Total</b>	<b>305</b>	<b>2196</b>	<b>1129</b>	<b>275</b>	<b>67</b>	<b>1337</b>	<b>61%</b>	<b>5,350,045</b>	<b>1,712,000</b>	<b>29,913,846</b>	<b>470,090</b>

Sponsorship

Sponsorship Continued

Percentage Of Races Sponsored 2003 By Racecourse




	2003 Meetings	Races	COM Spns	EBF Spns	Combined EBF/COM Spns	Total Spns Races	% Spns Races	Sponsor €	EBF €	HRI €
GALWAY	12	86	83	9	6	86	100	475,600	70,000	1,145,876
KILLARNEY	7	52	44	6	0	50	96	74,000	19,000	455,949
BALLINROBE	7	50	40	4	0	44	88	23,000	12,000	404,240
LIMERICK	16	112	80	11	2	89	79	105,750	54,000	1,358,807
CURRAGH	19	143	102	31	21	112	78	1,354,020	272,500	3,560,906
TRALEE	7	51	32	8	1	39	76	68,000	49,000	508,591
LISTOWEL	9	70	47	7	1	53	76	214,500	47,500	805,671
TRAMORE	11	78	53	3	0	56	72	57,750	16,000	662,198
CORK	19	137	68	21	2	87	64	138,850	152,000	1,878,730
TIPPERARY	12	90	34	21	0	55	61	124,500	110,000	1,088,509
GOWRAN PARK	16	108	48	19	3	64	59	122,200	129,500	1,223,881
BELLEWSTOWN	3	24	13	1	0	14	58	12,500	2,000	197,136
NAVAN	16	116	55	19	7	67	58	120,250	115,500	1,612,723
KILBEGGAN	7	49	25	3	0	28	57	40,500	8,500	468,189
NAAS	13	88	39	21	11	49	56	141,250	135,500	1,169,199
LEOPARDSTOWN	22	154	62	23	0	85	55	793,450	213,000	3,598,590
SLIGO	7	48	22	4	0	26	54	23,500	12,000	357,663
PUNCHHESTOWN	17	121	59	7	1	65	54	582,050	47,500	1,864,406
ROSCOMMON	9	64	27	7	0	34	53	24,750	35,000	507,633
FAIRYHOUSE	17	122	47	14	1	60	49	278,435	85,000	1,674,575
WEXFORD	9	63	28	1	0	29	46	32,500	3,000	521,965
CLONMEL	13	94	21	10	0	31	33	39,300	32,000	794,543
THURLES	11	81	11	11	3	19	23	27,500	34,000	695,565
LAYTOWN	1	6	0	0	0	0	0	0	0	48,663
DOWN ROYAL	13	87	n/a	9	0	9	10	3,000	38,000	616,047
DOWNPATRICK	10	72	n/a	5	0	5	7	2,800	15,000	417,856
<b>Total</b>	<b>308</b>	<b>2,166</b>	<b>1,040</b>	<b>275</b>	<b>59</b>	<b>1,256</b>	<b>58%</b>	<b>4,879,955</b>	<b>1,707,500</b>	<b>27,638,108</b>

## Race Sponsorship 2003 - 2004 by Industry Sector

<b>Sponsorship Sector</b>	<b>2003 Value</b>	<b>%</b>	<b>2004 Value</b>	<b>%</b>
Breweries/Publicans	€1,116,250	22.9	€1,103,700	20.6
Stud Farms	€522,250	10.7	€663,500	12.4
Construction Industry	€450,450	9.2	€614,900	11.5
Bookmakers/Betting Organisations	€356,250	7.3	€612,000	11.4
Professionals	€171,750	3.5	€385,750	7.2
Bloodstock Sales & Admin	€281,905	5.8	€324,095	6.0
Motor/Petroleum Industries	€201,250	4.1	€213,250	4.0
Individuals	€123,800	2.5	€207,000	3.9
Media	€161,050	3.3	€169,750	3.2
Food/Dairy Industry	€530,700	10.9	€165,450	3.1
Hotels	€175,300	3.6	€142,050	2.7
Retail	€152,500	3.1	€140,500	2.6
Racecourses & Supporters Clubs	€79,000	1.6	€93,000	1.7
Computer / IT Industry	€87,200	1.8	€90,700	1.7
Insurance Companies	€88,250	1.8	€87,750	1.6
Other	€45,750	0.9	€68,000	1.3
Financial Institutions	€38,000	0.8	€51,500	1.0
Transport/Travel Industry	€37,000	0.8	€44,000	0.8
Animal Feed Companies	€75,350	1.5	€34,900	0.7
Communications Industry	€58,000	1.2	€34,500	0.6
Manufacturing Industry	€25,500	0.5	€28,500	0.5
Restaurants	€21,250	0.4	€21,000	0.4
Agricultural Suppliers	€19,500	0.4	€19,250	0.4
Pharmaceuticals	€17,000	0.3	€15,500	0.3
Utilities	€40,200	0.8	€14,500	0.3
Printers/Publishers	€4,500	0.1	€5,000	0.1
<b>Total</b>	<b>€4,879,955</b>	-	<b>€5,350,045</b>	-

## Top Ten Flat and NH Horses

Top Ten Flat and NH Horses



Leading Horses by Prize Money Won in Ireland\* - 2004 Flat Season

	<b>Name</b>	<b>Runs</b>	<b>Win</b>	<b>Place</b>	<b>Total Prize Money won €</b>
1	Grey Swallow (IRE)	4	2	2	854,000
2	Azamour (IRE)	2	1	1	670,000
3	Attraction (GB)	2	1	1	280,000
4	Powerscourt (GB)	2	1	1	263,800
5	North Light (IRE)	1	0	1	260,000
6	Soviet Song (IRE)	2	2	0	253,500
7	Damson (IRE)	3	3	0	249,000
8	Ouija Board (GB)	1	1	0	240,000
9	Alexander Goldrun (IRE)	4	2	2	237,600
10	Bachelor Duke (USA)	1	1	0	236,000

\* Prize Money up to and including fourth place. Irish runs and Prize Money for horses trained in GB

Leading NH Horses by Prize Money Won in Ireland\* 2004

	<b>Name</b>	<b>Runs</b>	<b>Win</b>	<b>Place</b>	<b>Total Prize Money won €</b>
1	Beef Or Salmon (IRE)	5	3	1	304,600
2	Solerina (IRE)	7	5	1	207,800
3	Kicking King (IRE)	7	4	2	204,400
4	Rathgar Beau (IRE)	12	4	6	197,070
5	Macs Joy (IRE)	6	3	3	175,800
6	Brave Inca (IRE)	5	2	3	146,350
7	Cloone River (IRE)	3	3	0	132,100
8	Hardy Eustace (IRE)	4	1	3	127,600
9	Moscow Flyer (IRE)	2	2	0	127,500
10	Cloudy Bays (IRE)	10	2	5	126,245

## Leading Owners, Trainers and Riders

### Leading Flat Owners by Prize Money 2004

	<b>Runs</b>	<b>Wins</b>	<b>2nd</b>	<b>3rd</b>	<b>4th</b>	<b>Win Money €</b>	<b>Place Money €</b>	<b>Total Prize Money €</b>
1 Mrs John Magnier	169	55	25	23	11	1,794,850	552,375	2,347,225
2 H.H. Aga Khan	140	25	22	18	17	1,004,830	324,375	1,329,205
3 Mrs Rochelle Quinn	5	2	0	1	1	774,000	80,000	854,000
4 Lady O'Reilly	195	27	31	18	22	378,240	265,470	643,710
5 Hamdan Al Maktoum	103	20	10	8	12	449,350	107,890	557,240
6 Michael Tabor	81	18	13	9	9	311,120	173,780	484,900
7 Moyglare Stud Farm	100	19	16	17	8	263,050	141,010	404,060
8 D.H.W. Dobson	92	9	10	11	4	233,230	85,635	318,865
9 Godolphin	7	1	1	0	2	180,000	137,200	317,200
10 Mrs.A.M. O'Brien	79	9	13	12	9	190,325	109,435	299,760
11 Mrs N.O'Callaghan	21	4	4	2	0	132,000	164,860	296,860
12 Ballymacoll Stud	1	0	1	0	0	0	260,000	260,000
13 Denis O'Flynn	39	9	6	3	5	196,150	61,030	257,180
14 Elite Racing Club	3	2	0	0	0	253,500	0	253,500
15 Lord Derby	1	1	0	0	0	240,000	0	240,000
16 Exors.Late Duke of Devonshire	2	1	0	0	0	236,000	0	236,000
17 The Duke Of Roxburghe	1	1	0	0	0	228,000	0	228,000
18 George J. Kent	9	5	1	0	0	201,300	26,000	227,300
19 Sheikh Mohammed	44	5	4	10	4	118,100	108,670	226,770
20 Mrs J.S. Bolger	93	5	10	10	12	103,050	118,535	221,585



Leading NH Owners by Prize Money 2004

	<b>Runs</b>	<b>Wins</b>	<b>2nd</b>	<b>3rd</b>	<b>4th</b>	<b>Win Money€</b>	<b>Place Money€</b>	<b>Total Prize Money €</b>
1 John P. McManus	352	51	45	36	25	725,680	410,935	1,136,615
2 S. Mulryan	64	14	6	9	1	299,760	58,455	358,215
3 B.J. Craig	15	4	1	1	0	305,050	11,210	316,260
4 D.P. Sharkey	38	10	6	5	3	247,240	68,015	315,255
5 John J. Brennan	79	16	10	4	9	255,480	58,275	313,755
6 John P. Bowe	8	5	0	0	1	204,600	3,200	207,800
7 Conor Clarkson	15	4	3	0	0	158,400	47,360	205,760
8 One-O-Eight Racing Club	13	4	4	1	1	125,070	72,000	197,070
9 Mrs John Magnier	46	11	4	6	6	136,250	46,240	182,490
10 Mac's J Racing Syndicate	6	3	2	1	0	138,600	37,200	175,800
11 Mrs Violet O'Leary	25	5	0	4	0	165,620	6,160	171,780
12 T.B. Conroy	20	5	5	3	1	123,090	47,225	170,315
13 I. Madden	79	12	3	6	5	138,420	27,405	165,825
14 Laurence Byrne	16	3	3	5	1	117,200	43,710	160,910
15 Novices Syndicate	5	2	3	0	0	106,350	40,000	146,350
16 Mrs S. McCloy	24	4	2	3	3	110,160	30,925	141,085
17 Gigginstown House Stud	50	9	6	5	6	110,600	30,320	140,920
18 Brian Kearney	12	3	1	1	1	134,500	3,570	138,070
19 Mrs Kathleen Gillane	7	3	1	0	0	132,100	2,210	134,310
20 Cloudy Bay Syndicate	13	2	2	1	2	89,100	37,145	126,245

## Leading Owners, Trainers and Riders Continued

### Leading Flat Trainers by No. of Wins 2004

	<b>Runs</b>	<b>Wins</b>	<b>2nd</b>	<b>3rd</b>	<b>4th</b>	<b>Win Money€</b>	<b>Place Money€</b>	<b>Total Prize Money€</b>
1 A.P. O'Brien	251	77	40	33	19	2,075,130	855,285	2,930,415
2 D.K. Weld	540	61	67	60	64	1,863,520	764,025	2,627,545
3 John M. Oxx	383	51	48	44	39	1,400,380	518,220	1,918,600
4 Kevin Prendergast	334	51	34	35	41	1,004,540	310,840	1,315,380
5 J.S. Bolger	337	34	43	31	28	793,130	535,705	1,328,835
6 M. Halford	351	28	32	30	23	316,100	210,068	526,168
7 Edward Lynam	188	20	22	14	14	293,250	173,400	466,650
8 C. Collins	125	20	17	9	15	402,720	93,990	496,710
9 M.J. Grassick	220	19	19	28	13	244,700	149,563	394,263
10 David Wachman	159	19	16	14	16	465,080	227,030	692,110
11 Declan Gillespie	143	17	18	14	10	157,800	92,830	250,630
12 Noel Meade	104	17	4	11	7	273,770	61,155	334,925
13 G.M. Lyons	200	16	18	15	12	240,100	114,990	355,090
14 P. Hughes	98	14	16	5	9	244,420	70,915	315,335
15 H. Rogers	292	14	15	20	14	167,800	192,155	359,955
16 T. Hogan	133	14	7	4	8	139,750	51,660	191,410
17 J.G. Burns	208	13	19	17	18	131,400	96,375	227,775
18 Ms Joanna Morgan	121	13	10	11	9	165,800	57,425	223,225
19 Joseph Crowley	191	12	21	24	17	140,545	124,490	265,035
20 Patrick J. Flynn	156	12	9	14	6	103,600	38,635	142,235

Leading NH Trainers by No. of Wins 2004

	<b>Runs</b>	<b>Wins</b>	<b>2nd</b>	<b>3rd</b>	<b>4th</b>	<b>Win Money€</b>	<b>Place Money€</b>	<b>Total Prize Money €</b>
1 Noel Meade	559	86	67	55	44	1,272,290	471,292	1,743,583
2 W.P. Mullins	381	67	56	33	46	1,014,525	353,715	1,368,240
3 Michael Hourigan	680	55	48	51	46	992,210	273,228	1,265,438
4 Mrs John Harrington	406	36	43	33	29	644,710	250,170	894,880
5 C.F. Swan	338	35	34	29	29	387,425	166,460	553,885
6 E.J. O'Grady	283	33	30	26	24	431,920	210,085	642,005
7 Paul Nolan	329	32	30	33	30	533,670	193,140	726,810
8 A.L.T. Moore	326	31	30	38	25	460,550	336,405	796,955
9 E. Sheehy	274	30	30	18	27	396,170	188,040	584,210
10 F. Flood	274	27	22	22	23	331,950	133,230	465,180
11 D.T. Hughes	356	24	40	36	37	443,110	274,005	717,115
12 P.A. Fahy	258	24	28	24	16	325,950	127,105	453,055
13 M.J.P. O'Brien	123	24	27	14	4	506,570	165,725	672,295
14 C. Roche	179	23	26	11	12	211,960	237,600	449,560
15 T.J. Taaffe	141	23	9	14	10	405,900	95,940	501,840
16 Joseph Crowley	256	20	16	15	24	232,450	153,505	385,955
17 David Wachman	77	17	13	10	6	220,560	71,255	291,815
18 D.K. Weld	78	17	11	7	5	279,510	53,725	333,235
19 P. Hughes	215	16	20	11	20	190,090	140,375	330,465
20 M.F. Morris	111	15	6	11	8	265,280	75,100	340,380

## Leading Owners, Trainers and Riders Continued

Leading Flat Jockeys by No. of Wins 2004 (excluding apprentices)

	<b>Runs</b>	<b>Wins</b>	<b>2nd</b>	<b>3rd</b>	<b>4th</b>	<b>Win Money€</b>	<b>Place Money€</b>	<b>Total Prize Money€</b>
1 J.P. Spencer	361	93	59	42	27	2,241,500	801,235	3,042,735
2 F.M. Berry	476	66	42	34	37	941,820	314,900	1,256,720
3 P.J. Smullen	545	65	83	66	54	1,866,240	834,145	2,700,385
4 D.P. McDonogh	398	53	39	45	40	811,800	314,415	1,126,215
5 M.J. Kinane	433	49	69	53	48	1,556,150	766,095	2,322,245
6 N.G. McCullagh	466	39	38	41	37	545,795	325,788	871,583
7 K.J. Manning	357	34	42	35	37	783,650	519,845	1,303,495
8 T.P. O'Shea	477	33	41	37	35	422,800	318,748	741,548
9 J.A. Heffernan	522	28	44	42	53	414,245	422,795	837,040
10 P. Shanahan	256	16	21	23	18	389,300	181,025	570,325
11 W.M. Lordan	388	11	24	29	25	197,200	247,070	444,270
12 D.M. Grant	331	11	14	20	20	142,500	126,640	269,140
13 R.M. Burke	236	10	13	12	19	133,300	82,785	216,085
14 J.P. Murtagh	55	10	3	5	7	431,300	98,700	530,000
15 W.J. Supple	31	5	1	2	1	124,550	14,250	138,800
16 J.F. Egan	22	4	3	2	1	234,250	248,120	482,370
17 P.J. Scallan	57	3	8	6	4	24,500	44,920	69,420
18 D.B. Dias	38	3	2	2	4	19,600	8,405	28,005
19 K. Fallon	20	2	2	6	1	423,000	386,700	809,700
20 D.J. Casey	27	2	2	2	3	20,900	8,135	29,035

Leading NH Jockeys by No. of Wins 2004 (excluding conditionals)

	<b>Runs</b>	<b>Wins</b>	<b>2nd</b>	<b>3rd</b>	<b>4th</b>	<b>Win Money€</b>	<b>Place Money€</b>	<b>Total Prize Money€</b>
1 P. Carberry	564	103	66	54	50	1,539,230	471,143	2,010,373
2 R. Walsh	473	102	82	66	53	1,315,575	508,270	1,823,845
3 B.J. Geraghty	499	89	64	43	39	1,523,105	458,125	1,981,230
4 D.J. Casey	530	58	62	51	49	816,485	406,420	1,222,905
5 D.N. Russell	494	52	70	51	36	600,620	445,955	1,046,575
6 C. O'Dwyer	426	42	37	41	36	763,360	316,025	1,079,385
7 J.R. Barry	525	36	48	42	44	540,280	305,870	846,150
8 J.L. Cullen	416	35	42	27	35	631,950	250,535	882,485
9 T.J. Murphy	199	25	24	21	15	516,410	205,838	722,248
10 B.M. Cash	331	22	22	26	29	328,750	195,440	524,190
11 M.D. Grant	334	21	24	21	21	251,000	145,725	396,725
12 T.P. Treacy	324	18	20	28	16	217,275	130,700	347,975
13 P.A. Carberry	194	13	14	10	13	110,950	73,635	184,585
14 R.M. Power	159	12	18	10	11	187,910	84,285	272,195
15 G. Cotter	333	11	13	20	21	152,890	124,390	277,280
16 G.T. Hutchinson	132	9	10	9	8	258,150	98,210	356,360
17 A.P. Crowe	194	8	18	11	16	70,350	126,105	196,455
18 K. Whelan	300	8	11	16	18	73,150	74,855	148,005
19 J. Culloty	89	7	11	6	9	126,090	147,595	273,685
20 F.J. Flood	89	6	8	4	7	95,900	69,475	165,375

## Leading Owners, Trainers and Riders Continued

### Leading Flat Apprentices by No. of Wins 2004

	<b>Runs</b>	<b>Wins</b>	<b>2nd</b>	<b>3rd</b>	<b>4th</b>	<b>Win Money€</b>	<b>Place Money€</b>	<b>Total Prize Money€</b>
1 Catherine Gannon	370	33	27	35	34	433,320	183,600	616,920
2 R.P. Cleary	335	29	15	23	23	455,500	104,195	559,695
3 P.B. Beggy	271	21	23	12	17	373,490	142,585	516,075
4 D.J. Condon	226	21	21	19	16	242,400	102,510	344,910
5 C. O'Donoghue	240	19	18	15	20	225,600	233,095	458,695
6 P. Cosgrave	355	18	17	26	26	163,700	120,140	283,840
7 C.P. Geoghegan	153	14	8	15	6	216,150	83,760	299,910
8 W.J. Lee	214	13	11	16	13	126,670	66,275	192,945
9 M.C. Hussey	312	10	11	16	23	109,250	85,390	194,640
10 J.M. O'Dwyer	181	9	13	13	9	89,550	50,455	140,005
11 M.A. Cleere	161	9	11	15	13	101,080	63,875	164,955
12 D.J. Moran	175	9	7	11	10	88,650	49,685	138,335
13 C.D. Hayes	83	8	4	6	3	227,300	29,395	256,695
14 J.E. Moriarty	167	7	8	15	12	49,350	59,750	109,100
15 Helen Keohane	175	7	8	4	9	84,790	26,650	111,440
16 S.M. Gorey	118	7	3	6	10	77,700	25,275	102,975
17 B.S. Hughes	124	6	5	5	8	52,150	36,015	88,165
18 S. Hunter	50	4	1	0	4	33,600	4,890	38,490
19 D.G. Hogan	45	3	4	2	1	21,000	10,545	31,545
20 Elizabeth Sheehan	12	3	2	1	2	26,150	6,400	32,550

Leading Conditional Riders by No. of Wins 2004

	<b>Runs</b>	<b>Wins</b>	<b>2nd</b>	<b>3rd</b>	<b>4th</b>	<b>Win Money€</b>	<b>Place Money€</b>	<b>Total Prize Money€</b>
1 P.W. Flood	291	27	17	20	26	351,790	102,230	454,020
2 M.P. Walsh	271	18	20	20	24	197,360	132,915	330,275
3 T.G.M. Ryan	190	16	15	14	20	214,420	91,780	306,200
4 D.F. O'Regan	318	15	21	24	29	129,850	106,375	236,225
5 J.M. Allen	293	15	10	17	19	272,200	96,595	368,795
6 R.M. Power	168	14	15	21	17	148,260	78,745	227,005
7 L.A. Hurley	180	12	14	13	14	112,700	77,010	189,710
8 J.P. Elliott	170	12	10	6	6	164,800	44,685	209,485
9 M. Darcy	141	11	7	11	10	116,110	41,800	157,910
10 J.F. Levins	218	10	9	20	16	108,750	67,615	176,365

Leading Qualified Riders by No. of Wins 2004

	<b>Runs</b>	<b>Wins</b>	<b>2nd</b>	<b>3rd</b>	<b>4th</b>	<b>Win Money€</b>	<b>Place Money€</b>	<b>Total Prize Money€</b>
1 N.P. Madden	218	34	26	26	21	304,650	114,300	418,950
2 D. O'Connor	110	18	12	11	10	141,650	49,575	191,225
3 J.J. Codd	148	14	25	17	13	119,900	74,970	194,870
4 J.P. Magnier	41	12	3	7	5	177,450	22,010	199,460
5 P. Tobin	67	10	8	5	5	68,950	22,110	91,060
6 P. Fahey	110	9	8	11	7	75,950	40,425	116,375
7 M.J. O'Connor	47	9	6	3	2	91,225	19,035	110,260
8 K.E. Power	78	8	11	9	6	63,700	36,330	100,030
9 R. Loughran	135	8	8	17	13	58,450	36,410	94,860
10 J.T. McNamara	68	8	8	6	3	83,000	27,015	110,015

## Licensed Trainers, Riders and Stable Staff

### Number of Trainers/Restricted Licence Holders 2000 - 2004

	<b>Public Trainers</b>	<b>Restricted Licence Holders*</b>
2000	371	320
2001	361	337
2002	379	325
2003	397	311
2004	433	294

\*Restricted Licence Holders replaced Permit Holders in 2004  
 Figures calculated as of December each year

### Number of Jockeys 2000 - 2004

	<b>Flat Riders*</b>	<b>NH Riders*</b>	<b>Apprentices*</b>	<b>Qualified Riders**</b>
2000	62	131	71	858
2001	56	119	53	772
2002	65	121	56	817
2003	67	118	62	780
2004	67	121	74	746

\*Figures calculated as of October each year

\*\*Figures calculated of May each year

### Stable Staff Employee Numbers

	<b>Full-Time</b>	<b>Part-Time</b>	<b>Total</b>
2002	1,264	1,528	2,792
2003	1,297	1,593	2,890
2004	1,427	1,375	2,802

Source: The Turf Club



## Irish Classifications

### Highest Rated Irish Trained Horses 2000 – 2004

Year	Male	Rating	Female	Rating
2000	Sinndar (IRE)	132	Preseli (IRE)	116
2001	Galileo (IRE)	129	Imagine (IRE)	117
2002	Rock of Gibraltar (IRE)	128	Rebelline (IRE)	118
2003	Hawk Wing (USA)	133	L'Ancrese (IRE)	119
2004	Azamour (IRE)/Grey Swallow (IRE)	123	Alexander Goldrun (IRE)	116

### Highest Rated Irish Trained Two Year Olds 2000 – 2004

Year	Male	Rating	Female	Rating
2000	Minardi (USA)	123	Sequoyah (IRE)	116
2001	Johannesburg (USA)	126	Quarter Moon (IRE)	110
2002	Tomahawk (USA)	119	Danaskaya (IRE)	112
2003	Grey Swallow (IRE)	119	Necklace (GB)	108
2004	Ad Valorem (USA)	122	Damson (IRE)	114

### Three Year Olds by Distance 2000 – 2004: Sprint (5f - 6f)

Year	Male	Rating	Female	Rating
2000	Rossini (USA)	113	Aretha (IRE)/Warrior Queen (USA)	107
2001	Mozart (IRE)	125	Dietrich (USA)	109
2002	Captain Rio (GB)	115	Agnetha (GER)	110
2003	Deportivo (GB)	113	Miss Emma (IRE)	113
2004	One Cool Cat (USA)	114	Nights Cross (IRE)/Ulfah (USA)	104

### Three Year Olds by Distance 2000 – 2004: Mile (7f - 9f)

Year	Male	Rating	Female	Rating
2000	Giant's Causeway (USA)	125	Crimpline (IRE)/Theoretically	113
2001	Black Minnaloushe (USA)	118	Imagine (IRE)	117
2002	Rock Of Gibraltar (IRE)	128	Gossamer (GB)	118
2003	Refuse to Bend (IRE)	118	Yesterday (IRE)	116
2004	Bachelor Duke (USA)	118	Attraction (GB)	118

## Irish Classifications Continued

### Three Year Olds by Distance 2000 – 2004: Intermediate (9.5f - 10.5f)

Year	Male	Rating	Female	Rating
2000	Gaint's Causeway (USA)	127	Preseli (IRE)	116
2001	Galileo (IRE)	128	Snowflake (IRE)	109
2002	Hawk Wing (USA)	122	Irresistible Jewel (IRE)	111
2003	Alamshar (IRE)	121	L'Ancrese (IRE)	119
2004	Azamour (IRE)	123	Alexander Goldrun (IRE)	116

### Three Year Olds by Distance 2000 – 2004: Long (11f - 13f)

Year	Male	Rating	Female	Rating
2000	Sinndar (IRE)	132	Petrushka (IRE)	122
2001	Galileo (IRE)	129	Imagine (IRE)	116
2002	High Chaparral (IRE)	126	Quarter Moon (IRE)	117
2003	Alamshar (IRE)	131	Vintage Tipple (IRE)	116
2004	Grey Swallow (IRE)	123	Ouija Board (GB)	115

### Three Year Olds by Distance 2000 – 2004: Extended (14f+)

Year	Male	Rating	Female	Rating
2000	Chimes At Midnight (USA)	114	Chiang Mai (IRE)	108
2001	Milan (GB)	122	-	-
2002	Ballingarry (IRE)	115	-	-
2003	Brian Boru (GB)/Powerscourt (GB)	117	Queen Astrid (IRE)	102
2004	Tycoon (GB)	117	Tarakala (IRE)	101

### Four Year Olds and Up by Distance 2000 - 2004: Sprint (5-6f)

Year	Male	Rating	Female	Rating
2000	Namid (GB)	127	Desert Magic (IRE)	105
2001	Repertory (GB)/Invincible Spirit (IRE)	112	Anna Elise (IRE)	102
2002	Tiger Royal (IRE)	113	Danehurst (GB)	110
2003	Avorado (IRE)/Fayr Jag (IRE)	110	Belle Du Jour (AUS)	107
2004	Osterhase (IRE)	113	Ringmoor Down (GB)	107

Irish Classifications - Four Year Olds and Up by Distance 2000 - 2004: Mile (7 - 9f)

Year	Male	Rating	Female	Rating
2000	Alrassaam (GB)	114	Golden Silca (GB)	114
2001	Bach (IRE)	119	Caumshinaun (IRE)	105
2002	Bach (IRE)	113	Rebelline (IRE)	110
2003	Hawk Wing (USA)	133	Livadiya (IRE)	110
2004	Monsieur Bond (IRE)	114	Soviet Song (IRE)	119

Irish Classifications - Four Year Olds and Up by Distance 2000 - 2004: Intermediate (9.5 - 10.5f)

Year	Male	Rating	Female	Rating
2000	Montjeu (IRE)	125	Dolydille(IRE)	103
2001	Fantastic Light (USA)	129	Molomo(GB)	102
2002	Grandera (IRE)	123	Rebelline (IRE)	118
2003	High Chaparral (IRE)	124	Islington (IRE)	120
2004	Norse Dancer (IRE)	121	Chorist (GB)	117

Irish Classifications - Four Year Olds and Up by Distance 2000 - 2004: Long (11 - 13f)

Year	Male	Rating	Female	Rating
2000	Happy Change (GER)	109	Dolydille (IRE)	103
2001	Mutakarrim (GB)	106	Masilia (IRE)	104
2002	Vinnie Roe (IRE)	118	Queens Wharf (IRE)	100
2003	High Chaparral (IRE)	127	Queens Wharf (IRE)	103
2004	Brian Boru (GB)	114	My Renee (USA)	106

Irish Classifications - Four Year Olds and Up by Distance 2000 - 2004: Extended (14f+)

Year	Male	Rating	Female	Rating
2000	Enzeli (IRE)	118	Kat'ykha (IRE)	112
2001	Marienbard (IRE)	113	Masilia (IRE)	104
2002	Vinnie Roe (IRE)	119	Queens Wharf (IRE)	102
2003	Vinnie Roe (IRE)	119	Queens Wharf (IRE)	103
2004	Vinnie Roe (IRE)	119	-	

Source: Irish Racing Calendar and Form Book. Ratings compiled by Turf Club Handicappers.

# Racecourses

## Irish Racecourses

### **BALLINROBE**

Ballinrobe, Co Mayo.

**Tel:** +353 94 9541811

**Fax:** +353 94 9541811

**Tel Racedays:** +353 94 9541052

**Fax Racedays:** +353 94 9541406

**Email:** roberaces@eircom.net

**Website:**

www.ballinroberacecourse.ie

**How to get there:** 1 mile from Ballinrobe town on Castlebar Rd (W84). Regular train service to Claremorris from Dublin. Taxis available from Claremorris to racecourse.

**Manager:** John Flannelly

**Clerk of Course:** Peter McGouran

**Stabling Facilities:** 108

**Facilities:** Bars, shop, self service restaurant, corporate restaurant (new for 2005), marquees.

**Track Description:** Right handed, slightly over one mile. Uphill for one furlong to the two furlong marker and slightly downhill to the finish. The chase track has six birch fences, one of which is a ditch and two of those are in the finishing straight.

**Effect of draw:** High numbers best over 6 furlongs.

**Major Races and Festivals:**

Corrib Oil Chase, Ballinrobe Water Towers Chase, Pierce Contracting Chase.

**Brief History:** Racing has been taking place in Ballinrobe since the 1700's and is in its present location since 1921. It is the only racecourse in Mayo and one of only four in Connaught. Major changes have taken place at Ballinrobe in recent years, beginning with a new stand in the late 1990's. Since then a tote building has been erected, new enlarged parade ring and 2005 sees the completion of a new weigh room and corporate restaurant. Improvements are on going.

### **BELLEWSTOWN**

Bellewstown, Co Meath

**Tel:** +353 41 9842111

**Fax:** +353 41 9837566

**Tel Racedays:** +353 41 9823614

**Fax Racedays:** +353 41 9823644

**How to get there:** Dublin 30 miles, Drogheda seven miles, nearest railway station is Gormanston & Drogheda.

**Manager:** Kevin Coleman

**Clerk of Course:** Ion Hamilton

**Stabling Facilities:** 70/80 boxes

**Facilities:** self service dining room, snack bar, separate corporate area can be provided, several bars.

**Track description:** Sharp, left handed track, approximately nine furlongs.

**Effect of draw:** Low numbers have slight advantage.

**Major Races and Festivals:**

3 day festival is held in the first week of July and new 2 day meeting in August

**Brief history:** Racing was first recorded in 1726.

### **CLONMEL**

Powerstown Park, Clonmel, Co Tipperary.

**Tel:** +353 52 22611

**Fax:** +353 52 26446

**Tel race days:** +353 52 21605

**Fax race days:** +353 52 25719

**How to get there:** 1 mile from Clonmel, Dublin 110 miles, Cork 60 miles, Limerick 50 miles, Kilkenny 30 miles, Waterford 30 miles. Nearest railway station in Clonmel.

**Manager:** Jerry Desmond

**Clerk of Course:** Paddy Graffin

**Stabling Facilities:** 98 boxes.

**Facilities:** Dining room, self

service restaurant, snack bar, two public bars.

**Track description:** Right handed, one and quarter miles. Stiff uphill climb, gradual downhill run, uphill finish.

**Effect of draw:** none.

**Major Races and Festivals:**

Merck, Sharp & Dohme Race, Clonmel Oil Chase, Glanbia Handicap Hurdle, Tattersalls sponsored races, Gerry Chawke Handicap Hurdle.

### **CORK**

Cork Racecourse Mallow, Killarney Rd., Mallow Co. Cork.

**Tel:** +353 22 50207

**Fax:** +353 22 50213

(same on racedays)

**Email:** info@corkracecourse.ie

**Website:** www.corkracecourse.ie

**How to get there:**

**(By Road)** The racecourse is situated one mile from Mallow town on the Killarney road (N72).

**(By Rail)** To Mallow Railway Station from Cork, Dublin, Tralee or Killarney. A bus service between the station and the racecourse is in operation on race days.

**(By Air)** Cork Airport is approximately 28 miles away. Helicopter landing at the course by prior arrangement.

**Manager:** Michael O'Neill

**Clerk of Course:** Peter McGouran

**Stabling Facilities:** 120

**Facilities:** 6 corporate hospitality suites, restaurant, self service restaurant, fast food outlet and 3 other bars.

**Track Description:** Round right handed flat, level track 75 mtrs wide, 10 furlongs inner circuit, 12 furlongs outer circuit, 6 furlong straight.

**Major Races and Festivals:**

Easter Festival (Easter Saturday,

Sunday & Monday), Pierser Cork National Race Day, Christmas Meeting. Prestigious races include the two Murphys Hurdles sponsored by the local Heineken Brewery, The Cork Grand National, The Hilly Way Chase and The Cork Stayers Novice Hurdle. Flat fixtures include the Kerry Group Noblesse Stakes, The Rochestown Stakes and The Platinum Stakes.

**Brief History:** Cork Racecourse Mallow is located in the heart of Munster and steeped in the traditions of racing in Ireland. The first Steeplechase ever was run locally between Buttevant and Doneraile over 250 years ago. A racecourse was established in 1924 in Mallow, partly to compensate for the closure of Cork Park Racecourse. A massive upgrade saw the present facilities come into being after 1996.

#### **CURRAGH**

The Curragh, Co. Kildare.

**Tel:** +353 45 441205  
**Fax:** +353 45 441442  
**Email:** info@curragh.ie  
**Website:** www.curragh.ie

**How to get there:** Located off junction 10 of the M7 (between Newbridge & Kildare town). Raceday bus service from Busaras (Dublin City Centre), Trains stop at Curragh on classic race days and in Kildare town on other days. Shuttle bus service in operation.

**Manager:** Paul Hensey  
**Clerk of Course:** Joe Collins

**Stabling Facilities:** 123 boxes.  
**Facilities:** six modern bars, silver service restaurant, fast food outlets & cafeteria. ATM. Playground & supervised crèche.

**Track description:** horseshoe shaped right handed course over two miles with a straight run in of three furlongs and straight mile.

#### **Major Races and Festivals:**

Boylesports Irish Guineas, Budweiser Irish Derby, Darley Irish Oaks, Moyglare Stud Stakes, Irish Field St Leger, National Stakes.

**Brief History:** Ireland's headquarters of Flat racing staging 10 Group 1 races including all 5 Irish Classic races. The first race was run in 1741. The establishment of the Turf Club in 1790's saw the central regulatory organisation become managers of the racecourse by the mid 19th century. The Curragh is run by a management team supported by the Curragh Committee who are appointed by The Turf Club. The racecourse lands are leased from the Department of Defence.

#### **DOWN ROYAL**

Maze, Lisburn, Co Down, BT 21 5RW.

**Tel:** +048 92 621256  
**Fax:** +048 92 621433  
(same on racedays)

**Email:** Info@downroyal.com  
**Website:** www.downroyal.com

**Manager:** Michael Todd  
**Clerk of Course:** Ion Hamilton

**Stabling Facilities:** 75 boxes  
**Facilities:** Café, fast food bar, carvery bar, public bar, ATM's only at festival meetings, corporate entertainment suite, 14 Private Boxes.

**Race track description:** Right handed, one mile seven furlong circuit, with a four furlong straight and a five furlong chute.  
**Effect of draw:** none.

**Major Races and Festivals:** James Nicholson Wine Merchant Chase (Grade 1), Killutagh Properties Chase (Grade 3). Scaravagh House Stud Hurdle (Grade 3) Anglo Irish Bank Hurdle, Mirror Handicap Chase, Specsavers Ulster Derby, Coolmore EBF Ulster Oaks, Stanley Racing Hurdle.

#### **DOWNPATRICK**

24 Ballydugan Rd, Downpatrick, Co. Down BT30 6SP.

**Tel:** +028 446 120 52  
**Fax:** +028 446 159 23  
(same on racedays)

**Email:** info@downpatrickracecourse.co.uk  
**Website:** www.downpatrickracecourse.co.uk

**How to get there:** see website

**Manager:** Iain Duff  
**Clerk of Course:** Ion Hamilton

**Stabling Facilities:** 64, with new stable block to be built in 2005.  
**Facilities:** 3 Bars.

**Track Description:** Sharp, right handed, undulating track of one mile three furlongs.  
**Effect of draw:** None.

**Major Races and Festivals:** Powers Ulster National, Mace N.I. Champion Apprentices Flat Race.

**Brief History:** Racing started at the old course in 1685, while racing commenced on the current in the mid 19th century.

#### **FAIRYHOUSE**

Ratoath, Co Meath.

**Tel:** +353 1 8256167  
**Fax:** +353 1 8256051  
(same on racedays)

**Email:** info@fairyhouseracecourse.ie  
**Website:** www.fairyhouseracecourse.ie

**How to get there:**  
**(By Rail)** Nearest railway station is Heuston Station, Dublin  
**(Bus)** Public transport buses run a return shuttle service from Dublin to the racecourse on racedays.

**Manager:** Dick Shiel  
**Clerk of Course:** Joe Collins

**Stabling Facilities:** 100 boxes.

## Irish Racecourses Continued

**Facilities:** PGL Stand and Jameson Stand Private Suites, panoramic restaurant, corporate function rooms, self service restaurants, several bars throughout.

**Track Description:** Right-handed, one mile six furlong circuit with a two and half furlong straight. 200 feet wide and twelve chase fences.

**Effect of Draw:** No appreciable advantage.

### Major Races and Festivals:

Easter Festival. Major races include INH Stallion Owners EBF Novice Handicap Hurdle (Gr 3), EBF Mares Novice Hurdle Championship Final, Menolly Homes Novice Hurdle (Gr 2), Powers Gold Label Irish Grand National Handicap Chase (Gr 1), Powers Gold Cup (Gr 1), Menolly Homes Handicap Hurdle, Betfair.com Juvenile Chase (Gr 3), Ladbroke's Racing Handicap Hurdle (Gr 3), Ballymore Properties Hattons Grace Hurdle (Gr 1), Piers Group Drimore Novice Chase (Gr 1), Sharp Minds Betfair Royal Bond Novice Hurdle (Gr 1).

**Brief History:** The first meeting held at Fairyhouse was in 1848. Fairyhouse is home to Ireland's richest handicap steeplechase, the Powers Gold Label Grand National traditionally run on Easter Monday. The first running of the Grand National took place in 1870 and was won by Robert Peel. Famous horses that have raced at Fairyhouse include Arkle and Flying Bolt in the 1960's and Desert Orchid, Istabraq and Limestone Lad in more recent years. Fairyhouse was re-developed in 1999 and now boasts outstanding facilities. The Easter Festival which features the Grand National is the highlight of the year at Fairyhouse.

### GALWAY

Galway Racecourse, Ballybrit, Galway.

**Tel:** +353 91 753870

**Fax:** +353 91 752592  
(same on racedays)

### Email:

information@galwayraces.com

**Website:** www.galwayraces.com

**How to get There:** see website.

**Manager:** John Moloney

**Clerk of Course:** Joe Collins

**Stabling Facilities:** 165 boxes.

**Facilities:** Self-service restaurant, Guinness & Oyster Bar, Champagne Tent, Budweiser Bar, ATM.

**Track Description:** Right handed course of one mile and two furlongs with a steep incline into the dip where the last two fences are situated. There is a sharp incline to the finish line.

**Effect of Draw:** High numbers have a slight advantage in seven furlong and one mile races.

### Major Races and Festivals:

Summer Festival Meeting, Autumn Meeting, October Meeting.

**Brief History:** Racing began in 1869 with a two day meeting, which was extended to 3 days in 1959. The Autumn race meeting was introduced in 1969, while the summer festival meeting was extended to four days in 1971 and 5 days in 1974. 1999 saw the festival extended to seven days.

### GOWRAN PARK

Gowran, Co Kilkenny.

**Tel:** +353 56 7726225

**Fax:** +353 56 7726173

(same on racedays)

**Email:** gowranpark@eircom.net

**Website:** www.gowranpark.ie

**How to get there:** Kilkenny eight miles, Dublin 68 miles, Waterford 27 miles. Nearest railway station in Kilkenny.

**Manager:** Jane Williams

**Clerk of Course:** Paddy Graffin

**Stabling Facilities:** 120 boxes.

**Facilities:** silver service

restaurant, self-service restaurant, tote hall, snack bars & bars.

**Track description:** Right handed, undulating galloping track.

**Effect of draw:** none.

### Major Races and Festivals:

Thyestes Handicap Chase, Red Mills Trial Hurdle, Glanbia Classic Trial, McEnery Perpetual Handicap, Garryrichard Stud Tetratema Cup, Victor McCalmont Memorial Stakes, Denny Cordell Lavarack Fillies Stakes, Red Mills Chase.

**Brief history:** First meeting was held in 1914.

### KILBEGGAN

Kilbeggan Racecourse, Loughnagore, Kilbeggan, Co. Westmeath.

**Tel:** +353 506 32176

**Fax:** +353 506 32125  
(same on racedays)

**Email:** info@kilbegganraces.com

**Website:** www.kilbegganraces.com

### How to get there:

**(By Road)** The Racecourse is approximately 1 mile from the town centre on the north side. 13 miles from Mullingar, 20 miles from Athlone, 8 miles from Tullamore, 30 miles from Portlaoise, 57 miles from Dublin, 78 miles from Limerick, 70 miles from Galway, 131 miles from Cork, 123 miles from Belfast.

**(By Rail)** Tullamore station.

**Manager:** Paddy Dunican

**Clerk of Course:** Brendan Sheridan

**Stabling Facilities:** 56 boxes.

**Facilities:** Pavilion Bar, self-service restaurant, snack bar and tented bar with live music.

**Track Description:** A right-handed track of one-mile one-furlong, undulating with a rise to the winning post.

**Major Races and Festivals:** The Midlands National (July), Thornton's

Recycling Centre Handicap Chase (May), Max Premium Irish Dog Food Handicap Chase (September), Westmeath County Council Handicap Hurdle (May), Bank of Ireland Handicap Hurdle (June).

**Brief History:** On March 9th, 1840 the first recorded race meeting was held in Kilbeggan.

#### KILLARNEY

Ross Rd., Killarney, Co Kerry.

**Tel:** +353 64 31125

**Fax:** +353 64 31860

(same on racedays)

**How to get there:** 15 minutes from Kerry airport, walking distance from train station. Excellent taxi service. Less than a mile from Killarney town centre, off the main Killarney/Kenmare Rd.

**Manager:** John Looney

**Clerk of Course:** Peter McGouran

**Stabling facilities:** 125 stables

**Facilities:** Bar & entertainment services, full carvery service in main bar.

**Track description:** Left handed oval circuit of approximately nine and half furlongs. Bends are well cambered and a water system has been installed.

**Effect of draw:** Little influence.

#### Major Races and Festivals:

Murphys Irish Stout Handicap Hurdle, Dawn Milk Race.

**Brief History:** There is evidence of racing in Killarney since 1755. Racing first took place at the current Ross Rd. location in 1936.

#### LAYTOWN

Laytown, Co Meath.

**Tel:** +353 41 9842111

**Fax:** +353 41 9837566

**Tel race days:** +353 41 9827703

**Fax race days:** +353 41 9837566

**How to get there:** Dublin 23 miles, turn off N1 at Julianstown. Train stop in Laytown.

**Manager:** Kevin Coleman

**Clerk of Course:** Brendan Sheridan

**Stabling Facilities:** none

**Facilities:** self service restaurant, bar

**Track description:** Racing takes place on Laytown strand

**Effect of draw:** none

#### Major Races and Festivals:

Annual one day meeting takes place in September.

**Brief History:** Racing started in 1868 and is the only meeting in Ireland and UK under Rules of Racing held on a strand.

#### LEOPARDSTOWN

Foxrock, Dublin 18

**Tel:** +353 1 2890500

**Fax:** +353 1 2892634

(same on racedays)

**Email:** info@leopardstown.com

**Website:** www.leopardstown.com

**How to get there:** Leopardstown Racecourse is located just 6 miles due south of Dublin City Centre. There are numerous ways to get to the track and car parking is free.

**(By Bus)** A bus leaves Busaras one hour before the first race

**(By Luas)** There are frequent trains from St Stephen's Green station to Sandyford St., the racecourse is only a 15 minute walk from Sandyford.

**Manager:** Matthew O'Dwyer

**Clerk of Course:** Joe Collins

**Stabling Facilities:** 118 standard stables, additional four larger boxes.

**Facilities:** Leopardstown offers 24 private suites, hospitality rooms, The Pavilion, Fillies Café Bar, The Silken Gilder Restaurant,

The Paddock Food Hall and numerous bars. Permanent ATM machine.

**Track Description:** 1 mile six furlongs round track, generous bends, left handed, good galloping track, stiff uphill finish of two furlongs.

**Effect of draw:** slight advantage low numbers on round course.

#### Major Races and Festivals: Flat

– Baileys Irish Champion Stakes, Coolmore Fusaichi Pegasus Matron Stakes. Derrinstown Stud Derby Trial Stakes. NH – Hennessy Cognac Gold Cup, Piers Hurdle, Piers Leopardstown Chase, AIG Europe Champion Hurdle, Durkan New Homes Novice Chase, Paddy Power Chase, Lexus Chase, Bewleys Hotels December Festival Hurdle.

**Brief History:** Leopardstown Racecourse was completed in 1888 and was built by Captain George Quin having been modelled on Sandown Racecourse in England. Purchased by the Racing Board in 1969, Leopardstown has been continuously upgraded and developed to become one the premier racecourses in Europe, in terms of quality of racing and its facilities.

#### LIMERICK

Greenmount Park, Patrickswell, Co. Limerick.

**Tel:** +353 61 320000

**Fax:** +353 61 355766

(same on racedays)

#### Email:

info@limerick-racecourse.com

#### Website:

www.limerick-racecourse.com

**How to get there:** Buses run from Colbert Station before and after each meet. Taxi service upon request.

**Manager:** Angus Houston

**Clerk of Course:** Peter McGouran

## Irish Racecourses Continued

**Stabling Facilities:** 125 boxes, 8 overnight boxes.

**Facilities:** Corporate boxes, panoramic restaurant (pre-booked), self service restaurant, Supermacs Family restaurant, public bars.

**Track Description:** Right handed track, wide sweeping bends, climb up back straight, incline on run in.  
**Effect of draw:** none.

**Major Races and Festivals:**

National Students Raceday, Dawn Milk Mares Novice Hurdle, Hugh McMahon Memorial Chase, Martin Moloney Stakes, European Jockeys Challenge, Anglo Irish Bank Munster National, Christmas Racing Festival

**Brief History:** New Racecourse developed in 1996, completed and opened 2001.

### LISTOWEL

Listowel, Co Kerry

**Tel:** +353 68 21144

**Fax:** +353 68 21172

**Tel racedays:** +353 68 21172

**Fax racedays:** +353 68 21144

**Email:**

racingatlistowel@eircom.net

**Website:** www.listowelraces.ie

**How to get there:** Nearest railway station is Tralee, 17 miles away. Regular bus service.

**Manager:** Brendan Daly  
**Clerk of Course:** Peter McGouran

**Stabling Facilities:** 147 stables.  
**Facilities:** 8 public bars, restaurant, 2 snack bars, fast food facilities, ATM.

**Track description:** flat, left handed track, just over a mile.  
**Effect of draw:** low numbers slightly favoured

**Major Races and Festivals:** Seven day Festival meeting in September. Major races include

Guinness Kerry National, Smithwicks Beer Hurdle, Carlsberg Novice Steeplechase, Harp Larger Handicap, Lartigue Hurdle, Dawn Milk Chase.

**Brief History:** Listowel Festival Meeting started in September 1858, and is very much a Harvest Festival Meeting. It started as a two day meeting, increasing all along to the present full seven day meeting.

**Any other details:** Listowel Racecourse is locally known as The Island. It is almost surrounded by water, hence the name. Access to the racecourse can be gained by two footbridges or alternatively, you can gain entry by driving in the main entrance from the Tralee Road.

### NAAS

Tipper Road, Naas, Co. Kildare.

**Tel:** +353 45 897391

**Fax:** +353 45 879486  
(same on racedays)

**Email:**

goracing@naasracecourse.com

**Website:**

www.naasracecourse.com

**How to get there:** Naas Racecourse is located just off the N7 en route into Naas town, just twenty five minutes drive from Dublin city and en route to Cork, Limerick and Waterford. A special Bus Eireann service is available for racegoers, departing from Busaras in Dublin, straight to the track. Arrow rail service, from Heuston Station in Dublin to Sallins near Naas, where a feeder bus system operates to Naas Town.

**Manager:** Margaret McGuinness  
**Clerk of Course:** Brendan Sheridan

**Stabling Facilities:** 99 Stables.

**Facilities:** Corporate Suites, Panoramic Restaurant, Parade Ring Marquee BBQs, self service

restaurant, public bars, fast food outlet. ATM available on selected racedays only.

**Track Description:** 1m 4f left-handed track with a stiff up hill finish.

**Effect of Draw:** Low numbers have a slight advantage.

**Major Races and Festivals:**

Newlands Chase, Nas Na Riogh Novice Chase, Johnstown Novice Hurdle (Gr 3), Irish Stallion Farms, Swordlestown Stud Sprint.

**Brief History:** Naas... 'Nas na Riogh'... 'the meeting place of Kings' Naas Racecourse was formed in 1922 by a number of local businessmen and farmers. The first official race meeting at Naas was held on Thursday 19th June 1924 and included flat, hurdle and steeplechase races. On the 16th June 2004, Naas Racecourse celebrated 80 years in business.

### NAVAN

Proudstown, Navan, Co Meath.

**Tel:** +353 46 902 1350

**Fax:** +353 46 902 7964

**Email:** info@navanracecourse.ie

**Website:** www.navanracecourse.ie

**How to get there:** Navan two miles, Dublin 30 miles.

**Manager:** Richard Lyttle  
**Clerk of Course:** Joe Collins

**Stabling Facilities:** 100 boxes.  
**Facilities:** Corporate suite, restaurant, food hall, snack bars, public bars.

**Track description:** left handed track, one mile four furlongs, stiff uphill finish, straight six furlong track.

**Effect of draw:** little influence.

**Major Races and Festivals:**

McCabe Builders Boyne Hurdle, Troytown Chase, Fortia Chase.

**Brief history:** Course opened



in 1920 when it was known as Proudstown Park.

#### **PUNCHESTOWN**

Naas, Co. Kildare.

**Tel:** +353 45 897704

**Fax:** +353 45 897319

**Fax racedays:** +353 45 881115

**Email:** racing@punchestown.com

**Website:** www.punchestown.com

**How to get there:** 30 minutes south of Dublin via M50 and N7. Exit at Naas. From the south via N7 from Cork, exiting at Naas. From Wexford, travel via Carlow. City centre bus service to all race meetings.

**Manager:** Dick O'Sullivan

**Clerk of Course:** Joe Collins

**Stabling Facilities:** 127 stables  
**Facilities:** Panoramic restaurant, self service restaurant and numerous bar facilities. Tote sports lounge featuring coverage of all sporting action on racedays, private suites for day rental. ATM available at Irish National Hunt Festival.

**Track description:** Right handed, free draining, undulating 2 mile circuit.

**Major Races and Festivals:** Irish National Hunt Festival late April each year. Approximately €2m prizefund including: 2 mile Champion Steeplechase, Punchestown Guinness Gold Cup, Ballymore Champion Stayers Hurdle, Emo Oil Champion Hurdle. Winter season features John Durkan Memorial Punchestown Steeplechase in early December and Byrne Group Tied Cottage Steeplechase in late January, early February.

**Brief History:** Racing commenced in the mid 1800's over natural banks and ditches around the 450 acre site. Racing over a busy fence course commenced in 1956

and Punchestown has progressed since that time to feature the Irish National Hunt Festival in late April each year.

#### **ROSCOMMON**

Lenabane, Co. Roscommon.

**Tel:** +353 906 626231

**Fax:** +353 906 630462

**How to get there:** 1 mile from Roscommon town on main Dublin/Castlebar Rd (N60), Athlone 20 miles, Galway 48 miles, Sligo 50 miles, Mullingar 37 miles, Dublin 85 miles, Cork 125 miles, Limerick 97 miles. Train station in Roscommon

**Manager:** Michael Finneran

**Clerk of Course:** Lorcan Wyer

**Stabling Facilities:** 98 boxes.  
**Facilities:** canteen, self service restaurant, hospitality rooms.

**Track description:** right handed, oblong track, approximately one and a quarter miles.

**Effect of draw:** none.

**Major Races and Festivals:** Kilbegnet Novice Chase (Grade 3).

#### **SLIGO**

Millbrook, Ballymote, Co. Sligo.

**Tel:** +353 71 918 3342

**Fax:** +353 71 918 3342

**Tel/Fax Racedays:**  
+353 71 916 2484

**How to get there:** Located at Cleveagh, half mile from town centre just off the Dublin to Sligo road (N4). Strandhill airport 6 miles, Knock international airport 35 miles, Dublin 136 miles, Belfast 135 miles, Derry 85 miles, Galway 85 miles.

**Manager:** Brian Kennedy

**Clerk of Course:** Ion Hamilton

**Stabling Facilities:** 89 stables.  
**Facilities:** Cleveagh Room

available for corporate/private entertainment, public bar/restaurant.

**Track description:** Right handed track of one mile, last three furlongs uphill.

**Effect of draw:** little influence.

**Major Races and Festivals:** Guinness Handicap Hurdle, two day festival in August.

**Brief history:** Racing at Cleveagh since 1955 and celebrates 50th anniversary in 2005.

#### **THURLES**

Thurles, Co. Tipperary.

**Tel:** +353 504 22253

**Fax:** +353 504 24565

**Tel Racedays:** 504 23272

**Fax Racedays:** 504 23245

**Email:** thurles@iol.ie

**Website:** www.thurlesraces.ie

**How to get there:**  
**(By Car)** 1 mile west of Thurles, 5 miles west of Dublin/Cork Rd  
**(By Rail)** Free mini bus service to and from races

**Manager:** Pierce Molony

**Clerk of Course:** Peter McGouran

**Stabling Facilities:** 97 stables  
**Facilities:** Bars, self service restaurant, hot beef roll counter.

**Track Description:** Right handed undulating oval one and quarter mile. 3 furlong straight, uphill finish last 1½ furlongs.

**Effect of draw:** none.

**Major Races and Festivals:** Horse & Jockey Hotel Hurdle (Listed), Phil Sweeney Memorial Chase (Listed), MacLochlainn Rd Markings Kinloch Brae Chase (Gr 2), Durkan New Homes Anaglogs Daughter Chase (Gr 3), Michael Purcell Memorial Novice Hurdle (Gr 3).

**Brief History:** Earliest records show racing here in 1732 – a three

## Irish Racecourses Continued

day meeting in June. Racing takes place generally in the winter.

### TIPPERARY

Tipperary, Co Tipperary.

**Tel:** +353 62 51357

**Fax:** +353 62 51303

(same on racedays)

**Email:** info@tipperaryraces.ie

**Website:** www.tipperaryraces.ie

**How to get there:** Located on the N24 (Limerick to Waterford Rd), 3kms west of Tipperary town, 28kms east of Limerick.

**Manager:** Peter Roe

**Clerk of Course:** Lorcan Wyer

**Stabling Facilities:** 96 stables.

**Facilities:** Istabraq Bar, self-service restaurant, High Chaparral dining room.

**Track description:** Flat, left handed track, approximately ten furlongs.

### Major Races and Festivals:

Super Sunday featuring the Grade 1 John James Memorial Hurdle and the Group 3 Concorde Stakes.

**Brief history:** Founded in 1916.

### TRALEE

Ballybeggan, Tralee, Co. Kerry.

**Tel:** +353 66 71 26490

**Fax:** +353 66 71 26090

(same on racedays)

**Email:** traleeraces@hotmail.com

**Website:**

www.traleehorseracing.com

### How to get there:

**(By Car)** Turn right at second roundabout on road from Cork/Limerick.

**(By Bus/Train)** Tralee Railway Station (approx 1 mile). Taxi service available.

**(By Plane)** Kerry Airport Helicopter landings at course (by prior arrangement only).

**Manager:** Timothy P Griffin

**Clerk of Course:** Peter McGouran

**Stabling Facilities:** 118 Stables

**Facilities:** Full catering service. Numerous bars, restaurants, snack bar, fast food outlet & corporate facilities available.

**Track Description:** Nine furlong, left handed track, two and half furlong home straight which is level and preceded by stiff two and a half furlong climb. Steeplechase course on the inside.

**Effect of draw:** Low numbers best up to one mile.

### Major Races and Festivals:

Guinness Gold Cup, Carlsburg Ruby Stakes, EBF Premier Nursery, Brandon Hotel Handicap Hurdle (Listed), Denny Gold Medal Handicap Steeplechase.

**Brief History:** Racing in Tralee has a big tradition. The first recorded meeting took place in 1767 and racing moved to Ballybeggan Park in 1898. Racing ceased in the 1930's due to economic recession but returned in 1946 when the present company purchased the land. Tralee has seen many of racing's hero's compete there including Derby and Cheltenham Gold Cup winners.

### TRAMORE

Tramore, Co Waterford.

**Tel:** +353 51 38 1425

**Fax:** +353 51 39 0928

**Email:** racing@tramore.ie

**Website:**

www.tramore-racecourse.com

**How to get there:** Waterford 8 miles, Cork 70 miles, Dublin 108. Train station in Waterford

**Manager:** Sue Phelan

**Clerk of Course:** Paddy Graffin

**Stabling Facilities:** 100 boxes.

**Facilities:** snack bar, fast food outlets, 3 heated bars, function room.

**Track description:** Right handed undulating track.

**Effect of draw:** none.

### Major Races & Festivals:

Waterford Crystal Noel M Griffin Memorial Handicap, Richard Power Handicap Hurdle, The Mean Fiddler Handicap Chase, Killone Estates Chase, Smithwicks Handicap.

**Brief history:** Present course built in 1911/1912, under present ownership since 1997.

### WEXFORD

Bettyville, Newtown Rd, Wexford.

**Tel:** +353 53 43853

**Fax:** +353 53 43853

**Tel Racedays:** +353 53 42307

**Fax Racedays:** +353 53 43702

**Email:** info@wexfordraces.ie

**Website:** www.wexfordraces.ie

### How to get there: (By Train)

Dublin 83 miles, bus service from Waterford, Cork & Dublin to Wexford. Local taxi's. One mile from Wexford town.

**Manager:** Michael J Murphy

**Clerk of Course:** Paddy Graffin

**Stabling Facilities:** 67 stables.

**Facilities:** Self-service carvery restaurant and bar, disabled facilities, three public bars, one corporate rooms.

**Track description:** Undulating, right handed course of one mile 220 yards for flat and NH racing. Extension of track in progress to one mile three and half furlongs.  
**Effect of draw:** none

### Major Races & Festivals:

People Newspaper Chase, Datapac Handicap Hurdle, Talbot Hotel Chase, Whitford Hotel flat race, Riverside Park Hotel Chase, Wexford Block Handicap, Carlsberg Handicap Chase.

**Brief history:** Founded in 1950.



- A NATIONAL HUNT AND FLAT COURSE
- A NATIONAL HUNT COURSE
- A FLAT COURSE

# Fixtures

2005 Fixture List (where e = evening)

2005 Fixture List

## JANUARY

Sat 1	Fairyhouse
Sat 1	Tramore
Sun 2	Naas
Mon 3	Cork
Thu 6	Thurles
Sat 8	Navan
Sun 9	Leopardstown
Thu 13	Limerick
Sat 15	Punchestown
Sun 16	Cork
Sun 16	Fairyhouse
Thu 20	Gowran Park
Sat 22	Naas
Sun 23	Leopardstown
Thu 27	Thurles
Sat 29	Fairyhouse
Sun 30	Punchestown
Sun 30	Tramore

## FEBRUARY

Thu 3	Clonmel
Sat 5	Naas
Sun 6	Leopardstown
Wed 9	Punchestown
Thu 10	Thurles
Sat 12	Gowran Park
Sun 13	Navan
Mon 14	Navan
Wed 16	Down Royal
Thu 17	Clonmel
Sat 19	Fairyhouse
Sun 20	Naas
Thu 24	Thurles
Sat 26	Fairyhouse
Sun 27	Downpatrick
Sun 27	Punchestown

## MARCH

Thu 3	Limerick
Sat 5	Navan
Sun 6	Clonmel
Sun 6	Leopardstown
Thu 10	Thurles
Sat 12	Downpatrick
Sun 13	Naas
Thu 17	Down Royal
Thu 17	Wexford
Sat 19	Tramore
Sun 20	Curragh
Sun 20	Limerick
Thu 24	Thurles
Sat 26	Cork
Sat 26	Down Royal
Sun 27	Cork
Sun 27	Fairyhouse

Mon 28	Cork
Mon 28	Fairyhouse
Tue 29	Fairyhouse
Thu 31	Clonmel

## APRIL

Sat 2	Navan
Sun 3	Curragh
Sun 3	Tramore
Wed 6	Gowran Park
Thu 7	Tipperary
Sun 10	Leopardstown
Sun 10	Limerick
Wed 13	Fairyhouse
Thu 14	Tipperary
Sat 16	Navan
Sun 17	Curragh
Sun 17	Listowel
Wed 20	Gowran Park
Thu 21	Gowran Park
Sat 23	Naas
Sun 24	Cork
Sun 24	Leopardstown
Mon 25	Sligo (e)
Tue 26	Punchestown
Wed 27	Punchestown
Thu 28	Punchestown
Fri 29	Punchestown
Sat 30	Punchestown

## MAY

Sun 1	Gowran Park
Sun 1	Navan
Mon 2	Curragh
Mon 2	Down Royal
Mon 2	Limerick
Wed 4	Ballinrobe (e)
Thu 5	Tipperary (e)
Fri 6	Cork (e)
Sat 7	Kilbeggan (e)
Sun 8	Killarney
Sun 8	Leopardstown
Mon 9	Killarney (e)
Tue 10	Killarney (e)
Thu 12	Clonmel (e)
Fri 13	Downpatrick (e)
Fri 13	Wexford (e)
Sat 14	Naas (e)
Sun 15	Gowran Park
Sun 15	Navan
Mon 16	Roscommon (e)
Wed 18	Fairyhouse (e)
Thu 19	Tipperary (e)
Fri 20	Cork (e)
Fri 20	Downpatrick (e)
Sat 21	Curragh

Sun 22	Curragh
Mon 23	Kilbeggan (e)
Tue 24	Sligo (e)
Wed 25	Leopardstown (e)
Thu 26	Clonmel (e)
Fri 27	Limerick (e)
Fri 27	Wexford (e)
Sat 28	Punchestown (e)
Sat 29	Gowran Park
Sun 29	Listowel
Mon 30	Ballinrobe (e)
Tue 31	Ballinrobe (e)

## JUNE

Wed 1	Leopardstown (e)
Fri 3	Tramore (e)
Sat 4	Kilbeggan (e)
Sun 5	Navan
Sun 5	Tralee
Mon 6	Naas
Mon 6	Tralee
Tue 7	Tralee (e)
Wed 8	Leopardstown (e)
Thu 9	Tipperary (e)
Fri 10	Navan (e)
Fri 10	Wexford (e)
Sat 11	Cork
Sun 12	Cork
Sun 12	Roscommon
Mon 13	Roscommon (e)
Wed 15	Leopardstown (e)
Thu 16	Clonmel (e)
Fri 17	Down Royal (e)
Fri 17	Limerick (e)
Sat 18	Down Royal
Sun 19	Down Royal
Sun 19	Gowran Park
Mon 20	Kilbeggan (e)
Tue 21	Ballinrobe (e)
Wed 22	Naas (e)
Thu 23	Tipperary (e)
Fri 24	Curragh (e)
Fri 24	Limerick (e)
Sat 25	Curragh
Sun 26	Curragh
Tue 28	Sligo (e)
Wed 29	Bellewstown (e)
Thu 30	Bellewstown (e)
Thu 30	Tipperary (e)

## JULY

Fri 1	Bellewstown (e)
Fri 1	Limerick (e)
Sat 2	Leopardstown (e)
Sat 2	Limerick (e)
Mon 4	Roscommon (e)

Tue 5 Roscommon (e)  
 Wed 6 Naas (e)  
 Thu 7 Gowran Park (e)  
 Fri 8 Cork (e)  
 Fri 8 Wexford (e)  
 Sat 9 Fairyhouse (e)  
 Sun 10 Sligo  
 Sun 10 Tipperary  
 Mon 11 Killarney (e)  
 Tue 12 Killarney (e)  
 Wed 13 Killarney (e)  
 Wed 13 Leopardstown (e)  
 Thu 14 Killarney  
 Fri 15 Kilbeggan (e)  
 Sat 16 Curragh  
 Sun 17 Curragh  
 Mon 18 Ballinrobe (e)  
 Tue 19 Ballinrobe (e)  
 Wed 20 Naas (e)  
 Fri 22 Fairyhouse (e)  
 Fri 22 Limerick (e)  
 Sat 23 Leopardstown (e)  
 Sun 24 Wexford  
 Mon 25 Galway (e)  
 Tue 26 Galway (e)  
 Wed 27 Galway  
 Thu 28 Galway  
 Fri 29 Galway (e)  
 Sat 30 Galway  
 Sun 31 Cork  
 Sun 31 Galway

**AUGUST**

Mon 1 Cork  
 Mon 1 Naas  
 Tue 2 Roscommon (e)  
 Wed 3 Sligo (e)  
 Thu 4 Sligo (e)  
 Thu 4 Tipperary (e)  
 Fri 5 Wexford (e)  
 Sat 6 Kilbeggan (e)  
 Sun 7 Curragh  
 Sun 7 Downpatrick  
 Mon 8 Ballinrobe (e)  
 Wed 10 Gowran Park (e)  
 Thu 11 Tramore (e)  
 Fri 12 Tramore (e)  
 Sat 13 Tramore (e)  
 Sun 14 Leopardstown  
 Sun 14 Tramore  
 Mon 15 Roscommon (e)  
 Wed 17 Bellewstown (e)  
 Wed 17 Sligo (e)  
 Thu 18 Bellewstown (e)  
 Thu 18 Tipperary (e)  
 Fri 19 Kilbeggan (e)

Sat 20 Curragh  
 Sun 21 Cork  
 Sun 21 Gowran Park  
 Mon 22 Tralee  
 Tue 23 Tralee  
 Wed 24 Tralee  
 Thu 25 Tralee  
 Sat 27 Wexford  
 Sun 28 Ballinrobe  
 Sun 28 Fairyhouse  
 Mon 29 Downpatrick  
 Wed 31 Clonmel

**SEPTEMBER**

Thu 1 Laytown  
 Fri 2 Down Royal  
 Sat 3 Down Royal  
 Sun 4 Curragh  
 Sun 4 Galway  
 Mon 5 Galway  
 Tue 6 Galway  
 Fri 9 Kilbeggan  
 Sat 10 Leopardstown  
 Sun 11 Killarney  
 Mon 12 Roscommon  
 Thu 15 Tipperary  
 Fri 16 Downpatrick  
 Sat 17 Curragh  
 Sun 18 Curragh  
 Sun 18 Listowel  
 Mon 19 Listowel  
 Tue 20 Listowel  
 Wed 21 Listowel  
 Thu 22 Listowel  
 Fri 23 Listowel  
 Sat 24 Fairyhouse  
 Sat 24 Listowel  
 Wed 28 Downpatrick  
 Thu 29 Thurles

**OCTOBER**

Sat 1 Curragh  
 Sun 2 Tipperary  
 Mon 3 Roscommon  
 Fri 7 Gowran Park  
 Sat 8 Gowran Park  
 Sun 9 Curragh  
 Sun 9 Limerick  
 Wed 12 Navan  
 Thu 13 Tramore  
 Sat 15 Cork  
 Sun 16 Cork  
 Sun 16 Naas  
 Wed 19 Punchestown  
 Thu 20 Punchestown  
 Sat 22 Fairyhouse

Sun 23 Clonmel  
 Sun 23 Curragh  
 Mon 24 Curragh  
 Wed 26 Navan  
 Sat 29 Naas  
 Sat 29 Wexford  
 Sun 30 Galway  
 Sun 30 Wexford  
 Mon 31 Galway  
 Mon 31 Leopardstown

**NOVEMBER**

Wed 2 Punchestown  
 Thu 3 Clonmel  
 Fri 4 Down Royal  
 Sat 5 Down Royal  
 Sun 6 Cork  
 Sun 6 Leopardstown  
 Wed 9 Fairyhouse  
 Thu 10 Thurles  
 Sat 12 Naas  
 Sun 13 Limerick  
 Sun 13 Navan  
 Wed 16 Downpatrick  
 Thu 17 Clonmel  
 Sat 19 Punchestown  
 Sun 20 Cork  
 Sun 20 Punchestown  
 Thu 24 Thurles  
 Sat 26 Gowran Park  
 Sun 27 Navan

**DECEMBER**

Thu 1 Thurles  
 Sat 3 Fairyhouse  
 Sun 4 Fairyhouse  
 Thu 8 Clonmel  
 Sat 10 Navan  
 Sun 11 Cork  
 Sun 11 Punchestown  
 Wed 14 Downpatrick  
 Thu 15 Gowran Park  
 Sat 17 Fairyhouse  
 Sun 18 Navan  
 Sun 18 Thurles  
 Mon 26 Down Royal  
 Mon 26 Leopardstown  
 Mon 26 Limerick  
 Tue 27 Leopardstown  
 Tue 27 Limerick  
 Wed 28 Leopardstown  
 Wed 28 Limerick  
 Thu 29 Leopardstown  
 Thu 29 Limerick  
 Sat 31 Punchestown  
 Sat 31 Tramore

## 2005 Fixtures List Continued - Festivals 2005

---

<b>CORK EASTER FESTIVAL</b>	SAT 26TH, SUN 27TH & MON 28TH MARCH
<b>FAIRYHOUSE GRAND NATIONAL FESTIVAL</b>	SUN 27TH, MON 28TH & TUES 29TH MARCH
<b>PUNCHESTOWN NH FESTIVAL</b>	TUE 26TH – FRI 29TH APRIL
<b>KILLARNEY MAY FESTIVAL</b>	SUN 8TH MON 9TH (E) & TUES 10TH (E) MAY
<b>CURRAGH GUINEAS FESTIVAL</b>	SAT 21ST & SUN 22ND MAY
<b>TRALEE JUNE BANK HOLIDAY FESTIVAL</b>	SUN 5TH, MON 6TH (BH) & TUES 7TH (E)
<b>CURRAGH DERBY FESTIVAL</b>	FRI, 24TH (E), SAT 25TH & SUN 26TH JUNE
<b>BELLEWSTOWN SUMMER FESTIVAL</b>	WED 29TH (E), THURS 30TH (E) JUNE & FRI 1ST (E) JULY
<b>KILLARNEY JULY FESTIVAL</b>	MON 11TH (E), TUES 12TH (E), WED 13TH (E) & THURS 14TH JULY
<b>CURRAGH OAKS FESTIVAL</b>	SAT 16TH & SUN 17TH JULY
<b>GALWAY SUMMER FESTIVAL</b>	MON 25TH (E), TUES 26TH (E), WED 27TH, THURS 28TH, FRI 29TH (E), SAT 30TH & SUN 31ST JULY
<b>TRAMORE SUMMER FESTIVAL</b>	THURS 11TH (E), FRI 12TH (E), SAT 13TH (E) & SUN 14TH AUGUST
<b>TRALEE ROSE FESTIVAL</b>	MON 22ND, TUES 23RD, WED 24TH & THURS 25TH AUGUST
<b>GALWAY AUTUMN FESTIVAL</b>	SUN 4TH, MON 5TH & TUES 6TH SEPTEMBER
<b>LISTOWEL FESTIVAL</b>	SUN 18TH, MON 19TH, TUES 20TH, WED 21ST, THURS 22ND, FRI 23RD & SAT 24TH SEPTEMBER
<b>GOWRAN PARK 2-DAY FESTIVAL</b>	FRI 7TH & SAT 8TH OCTOBER
<b>DOWN ROYAL N.I. FESTIVAL OF RACING</b>	FRI 4TH & SAT 5TH NOVEMBER
<b>FAIRYHOUSE NOVEMBER FESTIVAL</b>	SAT 3RD & SUN 4TH DECEMBER
<b>LEOPARDSTOWN CHRISTMAS FESTIVAL</b>	MON 26TH, TUE 27TH, WED 28TH & THURS 29TH DECEMBER
<b>LIMERICK CHRISTMAS FESTIVAL</b>	MON 26TH, TUE 27TH, WED 28TH & THURS 29TH DECEMBER

## Major NH Races for 2005

Date	Meeting	Feature Races
09 Jan	Leopardstown	Pierse Leopardstown Chase Grade A
09 Jan	Leopardstown	Pierse Hdle Grade B
20 Jan	Gowran Park	Thyestes Hcap Chase Grade B
22 Jan	Naas	Woodlands Park Naas Nov Chase Grade 2
23 Jan	Leopardstown	AIG Champion Hdle Grade 1
23 Jan	Leopardstown	Arkle Nov Chase Grade 1
27 Jan	Thurles	Kinloch Brae Chase Grade 2
06 Feb	Leopardstown	Hennessy Gold Cup Grade 1
06 Feb	Leopardstown	Dr P J Moriarty Nov Chase Grade 1
06 Feb	Leopardstown	Deloitte Nov Hdle Grade 1
12 Feb	Gowran Park	Red Mills Hdle Grade 2
12 Feb	Gowran Park	Red Mills Chase Grade 2
20 Feb	Naas	Newlands Chase Grade 2
28 Mar	Fairyhouse	Irish Grand National (Hcap Chase) Grade A
29 Mar	Fairyhouse	Moore Mem Hcap Chase Grade A
29 Mar	Fairyhouse	Powers Gold Cup Novice Chase Grade 1
26 Apr	Punchestown	Evening Herald Nov Hdle Grade 1
26 Apr	Punchestown	Kerrygold Champion Chase Grade 1
27 Apr	Punchestown	Guinness Punchestown Gold Cup Grade 1
27 Apr	Punchestown	Paddy Power Champion Bumper Grade 1
28 Apr	Punchestown	Ballymore Properties StayersHdle Grade 1
28 Apr	Punchestown	Swordlestown Nov Chase Grade 1
28 Apr	Punchestown	Champion 4yo Hdle Grade 1
29 Apr	Punchestown	Punchestown Champ Hdle Grade 1
29 Apr	Punchestown	Menolly Homes Nov Hdle Grade 1
08 May	Killarney	Murphys Hdle Grade B
27 Jul	Galway	Galway Plate (Hcap Chase) Grade A
28 Jul	Galway	Galway Hdle (Hcap) Grade A
25 Aug	Tralee	Denny Hcap Chase Grade C
21 Sep	Listowel	Kerry National (Hcap Chase) Grade A
02 Oct	Tipperary	McManus Hdle Grade 1
08 Oct	Gowran Park	National Lottery Chase Grade 2
09 Oct	Limerick	Munster National (Hcap Chase) Grade A
30 Oct	Galway	Ballybrit Nov Chase Grade 3
05 Nov	Down Royal	Nicholson Chase Grade 1
06 Nov	Cork	Cork National Grade C
13 Nov	Navan	Fortria Chase Grade 2
17 Nov	Clonmel	Clonmel Oil Chase Grade 2
19 Nov	Punchestown	Morgiana Hdle Grade 2
19 Nov	Punchestown	Craddockstown Nov Chase Grade 2
27 Nov	Navan	Troytown Hcap Chase Grade B
04 Dec	Fairyhouse	Drinmore Nov Chase Grade 1
04 Dec	Fairyhouse	Royal Bond Nov Hdle Grade 1
04 Dec	Fairyhouse	Hattons Grace Hdle Grade 1
11 Dec	Cork	Hilly Way Chase Grade 2
11 Dec	Punchestown	John Durkan Mem Chase Grade 1
26 Dec	Leopardstown	Durkans New Homes Nov Chase Grade 1
26 Dec	Limerick	Greenmount Park Nov Chase Grade 2
27 Dec	Leopardstown	Future Champion Nov Hdle Grade 2
27 Dec	Leopardstown	Dial A Bet Chase Grade 1
27 Dec	Leopardstown	Paddy Power Chase Grade B
28 Dec	Leopardstown	Ascon/Rohcon Nov Chase Grade 1
28 Dec	Leopardstown	Lexus Chase Grade 1
29 Dec	Leopardstown	December Hdle Grade 1

## 2005 Fixtures List Continued - Major Flat Races for 2005

---

<b>Date</b>		<b>Meeting</b>	<b>Feature Races</b>
21	May	Curragh	Boylesports Irish 2000 Guineas Stakes Group 1
22	May	Curragh	Boylesports Irish 1000 Guineas Stakes Group 1
22	May	Curragh	Tattersalls Gold Cup Group 1
25	Jun	Curragh	Audi Pretty Polly Stakes Group 1
26	Jun	Curragh	Budweiser Irish Derby Group 1
17	Jul	Curragh	Darley Irish Oaks Group 1
07	Aug	Curragh	Independent Waterford Wedgwood Phoenix Stakes Group 1
04	Sep	Curragh	Moyglare Stud Stakes Group 1
10	Sep	Leopardstown	Baileys Irish Champion Stakes Group 1
10	Sep	Leopardstown	Coolmore Fusaichi Pegasus Matron Stakes Group 1
17	Sep	Curragh	Irish Field St Leger Stakes Group 1
18	Sep	Curragh	Laing O'Rourke National Stakes Group 1





Catherine Gannon



Jamie Spencer





HORSE RACING  
IRELAND  
[www.hri.ie](http://www.hri.ie)

Horse Racing Ireland,  
Thoroughbred County House,  
Kill, Co. Kildare.

TEL  
FAX  
EMAIL  
WEB

045 842 800  
045 842 801  
[info@hri.ie](mailto:info@hri.ie)  
[www.hri.ie](http://www.hri.ie)