

HORSE RACING IRELAND

FACTBOOK 2014



HORSE RACING
IRELAND



CONTENTS

| | |
|--|-----------|
| INTRODUCTION | 02 |
| NATIONAL HUNT REVIEW OF 2014 | 04 |
| FLAT SEASON REVIEW OF 2014 | 06 |
| MARKETING REVIEW | 08 |
| RACECOURSE DIVISION REVIEW | 10 |
| IRISH THOROUGHBRED MARKETING REVIEW | 12 |
| TOTE IRELAND REVIEW | 14 |
| STATISTICS | 15 |
| Attendance | 16 |
| On-Course Betting | 20 |
| Off-Course Betting | 21 |
| Tote | 21 |
| Betting by Racecourse | 22 |
| Breeders | 25 |
| Irish Sales | 25 |
| Overseas Winners | 26 |
| Horses in Training | 28 |
| Ownership | 29 |
| Fixtures | 30 |
| Entries and Runners | 32 |
| Balloting | 37 |
| Prize-Money | 39 |
| Sponsorship | 43 |
| Trainers, Riders and Staff | 45 |
| Top Ten Flat and NH Horses | 46 |
| Exports | 48 |
| Classifications | 51 |
| Owners, Trainers and Jockeys | 56 |
| 2015 FIXTURE LIST | 62 |
| MAJOR NH AND FLAT RACES 2015 | 64 |
| MAP OF RACECOURSES | 66 |
| MAP OF BREEDERS AND TRAINERS | 67 |
| THE HRI AWARDS 2014 | 68 |
| CROWNING THE CHAMPIONS | 70 |
| IRISH CHAMPIONS WEEKEND | 72 |
| PHOTOGRAPHY INDEX | 73 |



**HORSE RACING
IRELAND**

INTRODUCTION 2014



On behalf of Horse Racing Ireland, I am pleased to present the tenth edition of the Irish Racing Factbook, which gives readers a comprehensive overview of 2014. This 64-page publication contains a wide-range of statistics relating to the racing and breeding industry in Ireland, covering fixtures, runners, attendances, prize-money, the output of the breeding sector and the betting turnover generated on and off-course. Any feedback that readers may have for improvement of future editions is very welcome.

Irish racing showed growth in key areas in 2014 with bloodstock sales and exports, Tote turnover, attendances and commercial sponsorship all up on last year. Bloodstock turnover increased by 10.5% to €147.4m, representing double-digit growth for the fourth year in a row. This is a testament to the appeal of Irish thoroughbreds, based on their racing success at home and overseas. The quality of horses in training in Ireland remains high and Irish-bred horses are sought-after in world markets, with exports to 34 countries at a value of €229.4m up 11.7% on the previous year.

The year-end industry figures also showed that significant challenges remain, as seen in the decline in horses-in-training, race entries and ownership, although recruitment of new owners improved slightly. In 2014, the number of horses in training was down 6.4% to 8,613.

We are now seeing the full effect of the dramatic declines in foal crops in 2009 and 2010 and ownership is an area that needs continued focus. While the overall number of owners has fallen again, the increase in new owners is welcome and our field sizes bear favourable comparison

with other racing jurisdictions.

In order to stay competitive internationally, improve returns to existing owners and attract new owners, HRI made improvements in prize-money a priority for 2014 with an increase of 6.1% to €48.6 million, including a rise in the minimum race value from €7,000 to €7,500. Prize-money will increase by a further €5 million, or 10%, in 2015, to a projected €53.9 million and the minimum race value will be increased to €8,000, with significant increases to other base values.

Attendance growth of 4% was recorded for total attendances and average attendance per meeting for the second year in a row. The racing festivals were particularly strong, with the inaugural Irish Champions Weekend significantly increasing numbers at Leopardstown and the Curragh.

Tote Ireland's revenue increase for the fourth consecutive year was driven mainly by growth in betting on Irish racing from international markets, along with growth in its business with UK Totepool. Tote Ireland partners with many international operators to sell tote betting on Irish racing and the increase in 2014 reflects continued success in this area.

Bookmaker betting on-course has finally seen a tapering-off of the steep declines registered in each of the last seven years, amounting to a cumulative drop in turnover of €135 million. With a €1 million increase in on-course SP shop turnover, overall on-course betting has seen its first increase since 2007.

In 2014 Irish-bred and trained horses enjoyed tremendous global success. At Cheltenham in 2014, there were 16 Irish-bred and 12 Irish-trained winners.

Irish trainers equalled the record of eight wins at Royal Ascot and at the prestigious York Ebor festival each of the feature races was won by an Irish-trained horse. Irish sprinters enjoyed success in the world sprints with Tom Hogan's Gordon Lord Byron beating the top Australian sprinters in Rosehill in March and winning on QIPCO British Champions Day in October. Eddie Lynam won four of the five British Group 1 all-aged sprint races with his star sprinters Sole Power and Slade Power (IRE). Irish-trained and bred Adelaide (IRE) became the first non-Australasian horse to win Australia's premier weight-for-age race, The Cox Plate, for Aidan O'Brien.

Despite signs of growth across many key areas, we still face the challenge of retaining and attracting racehorse owners. To address this, HRI is committed to increased prize-money and reduced costs of ownership because owners are the foundation on which this industry is built. Our increased race values, coupled with the further reductions in administrative charges, will hopefully encourage new owners into the sport and existing owners to reinvest. Increasing the number of horses in training is an absolute priority to maintain the competitiveness of Irish racing and generate increased employment in our vital rural industry.

The owners, trainers, jockeys and horses listed in this publication are what puts Irish racing in such an enviable global position, and I wish them and all others involved in this important national industry a successful 2015.

Brian Kavanagh
Chief Executive





“IRISH SPRINTERS ENJOYED SUCCESS IN THE WORLD SPRINTS WITH TOM HOGAN’S GORDON LORD BYRON BEATING THE TOP AUSTRALIAN SPRINTERS IN ROSEHILL IN MARCH AND WINNING ON QIPCO BRITISH CHAMPIONS DAY IN OCTOBER”

NATIONAL HUNT REVIEW OF 2014



There is no doubt that 2014 belonged to Willie Mullins. From beginning to end, he was the dominant force and for many, his remarkable servant Hurricane Fly was the star of the year.

While he failed in his attempt to retain his champion hurdle crown at Cheltenham, Hurricane Fly both opened and closed the year with memorable wins. He won the BHP Insurance Irish Champion Hurdle at Leopardstown in January for the fourth successive year and proved to be an absolute crowd favourite when taking the Ryanair Hurdle at the same course in December. Indeed, the 11-year-old is unbeaten in nine starts at Leopardstown and with his most recent success, brought his world record tally of Grade 1 wins to 21. With four winners, Willie Mullins was the leading trainer at the Cheltenham Festival. In all, there were 12 Irish-trained winners over the four days, including seven at Grade 1 level. The champion trainer was responsible for Vautour, Quevega, Faugheen and Don Poli and he also saddled six horses to finish second in their races. Quevega was winning the OLBG Mares Hurdle for the sixth time, which is a record in itself.

The Jessica Harrington-trained Jezki, ridden by Barry Geraghty, narrowly prevailed in the Champion Hurdle and Dermot Weld made a welcome return to the Cheltenham winners' enclosure with Silver Concorde, ridden by Robbie

McNamara, in the Champion Bumper. The first six horses home in that race were all trained in Ireland and Weld's winner was his first since Rare Holiday in 1990. McNamara rode a second Festival winner when he partnered the Jim Culloty-trained Spring Heeled in the Fulke Walwyn Kim Muir Challenge Cup. The final day of the Festival belonged to the Irish, with the raiders winning six of the seven races. The obvious highlight was the success of Jim Culloty's Lord Windermere in the Gold Cup. Winning rider Davy Russell had earlier won the JCB Triumph Hurdle on the Gordon Elliott-trained Tiger Roll, the first of four winners on the day for owners Gigginstown House Stud. Noel Meade and Paul Carberry landed the Albert Bartlett Novices' Hurdle with Very Wood and Willie Mullins' Don Poli won the Martin Pipe Conditional Jockeys' Handicap Hurdle under Mikey Fogarty who was riding his first Festival winner. Russell landed the final race of the Festival, the Johnny Henderson Grand Annual Chase on the Tony Martin-trained Savello. A memorable day was completed in the CGA Foxhunter Chase where Irish-trained horses filled the first three places with the Liam Lennon-trained Tammys Hill and James Smyth leading the way.

Closer to home, the early Grade 1s of the year saw Trifolium easily win the Frank Ward Solicitors Arkle Novice

at Leopardstown while the Dessie Hughes-trained Guitar Pete took the Gala Retail Spring Juvenile Hurdle. Willie Mullins' Vautour enhanced his reputation with an all-the-way success in the Deloitte Novice Hurdle and his stable companion Ballycasey won the Dr PJ Moriarty Novice Chase. The Brian O'Connell-ridden Last Instalment was an impressive Hennessy Gold Cup winner for Philip Fenton.

Mullins landed the Irish Stallion Farms EBF Mares Maiden Novice Hurdle Championship Final with Adriana Des Mottes at Fairyhouse in early April and at the Easter festival at the same course three weeks later Michael Winters saddled Rebel Fitz to win his first Grade 1 in the Powers Gold Cup. UK rider Shutthefrontdoor got up late on to win the BoyleSports Irish Grand National for Jonjo O'Neill and Barry Geraghty, a second win in the race for the trainer but a first for the former champion jockey.

The Punchestown festival attracted a record breaking attendance of over 106,000 and of the 12 Grade 1s on offer at the Punchestown festival, Willie Mullins won six. His Cheltenham winner Faugheen was again on the mark and he also enjoyed top-level success with Boston Bob, Shaneshill, Vautour, Annie Power and Abyssial. At 12 years of age, Henry de Bromhead's Sizing Europe recorded his eighth Grade 1 success in the Boylesports.com Champion Chase while there was

“THERE IS NO DOUBT THAT 2014 BELONGED TO WILLIE MULLINS. FROM BEGINNING TO END, HE WAS THE DOMINANT FORCE AND FOR MANY, HIS REMARKABLE SERVANT HURRICANE FLY WAS THE STAR OF THE YEAR.”

more cheer for County Waterford as the John Kiely-trained Carlingford Lough took the Growise Champion Novice Chase in the hands of Tony McCoy. Jessica Harrington enjoyed an outstanding week. She sent out six winners including Jetson who inflicted a first defeat on Quevega since May 2009 when taking the Grade 1 Ladbrokes World Series Hurdle. Jetson's half-brother Jezki added to his Cheltenham win with another high-profile victory in the Racing Post Champion Hurdle where he again got the better of the magnificent Hurricane Fly.

At the earlier Grand National meeting at Aintree, two Irish trainers enjoyed Grade 1 success. Dessie Hughes landed the Juvenile Hurdle with the Paul Carberry-ridden Guitar Pete, while Willie Mullins sent out Boston Bob to land the Melling Chase under Paul Townend. Brian Hamilton's Warne took the Foxhunters' Chase over the Grand National fences.

Thetote.com Galway Plate was the mid-summer highlight of the National Hunt season and victory here went to the Noel Meade-trained Road To Riches, ridden by 7lbs. claimer Shane Shortall. Tony McCoy rode the Tony Martin-trained Thomas Edison to win the Guinness Galway Hurdle. At Listowel, trainer James Nash and Katie Walsh combined to win the Guinness Kerry National with Your Busy while Orgilgo Bay was the winner of the Lartigue Hurdle for John McConnell and Kevin Sexton.

Road To Riches captured the first Grade 1 of the 2014/2015 season with a runaway success under Paul Carberry in the JNWine.com Champion Chase at Down Royal in November. The Premier Jump Weekend at Fairyhouse saw Grade 1 wins go the way of Nichols Canyon and Valseur Lido, both trained by Willie Mullins, and Lieutenant Colonel, a poignant winner for Sandra Hughes, so soon after the passing of her father Dessie. Don Cossack was

also a top-flight winner for Gordon Elliott and Brian O'Connell in the John Durkan Memorial Chase at Punchestown.

The year concluded on a high at the Leopardstown Christmas festival. Apart from the record-breaking success of Hurricane Fly, there was none more impressive than Gordon Elliott's Clarcam in the Grade 1 Racing Post Novice Chase. Willie Mullins sent out Twinlight to win the Paddy Power Dial-A-Bet Chase and Henry de Bromhead saw his Sizing John win the Paddy Power Future Champions Novice Hurdle. Lieutenant Colonel was another top-flight winner for Sandra Hughes in the Squared Financial Christmas Hurdle and Road To Riches added to his big Down Royal win with success in the Grade 1 Lexus Chase. Fittingly, it was Willie Mullins who sent out the last Grade 1 winner of 2014. It was certainly his year and with Topaz Novice Chase winner Don Poli, he has yet another young star to look forward to in the months ahead.



FLAT SEASON REVIEW OF 2014

While arguably not as dominant as he had been in previous years, Aidan O'Brien enjoyed great success, both at home and abroad, in 2014. He did more than enough to retain his champion trainer crown and created history by becoming the first trainer to win the Epsom Derby in three consecutive years.

The undoubted highlight of the Irish Flat season was the success of the inaugural Irish Champions Weekend at Leopardstown and the Curragh in September. From a total of 16 races over the two days, honours were evenly shared between Irish and UK trainers, with both sides winning eight races.

However, the visitors won the bragging rights as they captured three of the five Group 1s on offer. The Grey Gatsby, trained by Kevin Ryan and ridden by Ryan Moore, prevailed narrowly in a never to be forgotten QIPCO Irish Champion Stakes while the Moyglare Stud Stakes went to the Roger Varian-trained Cursory Glance and the final Irish Classic of the season, the Palmerstown House Estate Irish St. Leger, was won by Brown Panther, ridden by Richard Kingscote for Tom Dascombe.

And indeed UK trainers had enjoyed early season success at the Curragh, capturing the first two Irish Group 1s of the year. Kingman won the Tattersalls Irish 2,000 Guineas for trainer John Gosden while Lady Cecil's Noble Mission won the Tattersalls Gold Cup. But it was O'Brien who hit back for the home side, winning the next three Irish Classics. He landed the Etihad Airlines Irish 1,000 Guineas with Marvellous, took the Dubai Duty Free Irish Derby with his Epsom Derby winner Australia and Bracelet won the Darley Irish Oaks.

Thistle Bird, trained by Roger Charlton, won the Group 1 Pretty Polly Stakes but again it was O'Brien and Ballydoyle who captured the first two-year-old Group 1 of the season as Dick Whittington prevailed in the Keenland Phoenix Stakes. O'Brien also sent Gleneagles to win the Group 1 Goffs Vincent O'Brien National Stakes on Irish Champions Weekend. In all he won five of the 12 domestic Group 1 races.

The only other home-based trainer to win an Irish Group 1 during the season was Willie McCreery who saddled Fiesolana to win the Coolmore Fastnet Rock Matron

Stakes at Leopardstown, also on Irish Champions Weekend. It was a first Group 1 for the trainer and for jockey Billy Lee who had enjoyed a Group 2 winner on the Eddie Lynam-trained Agnes Stewart at Doncaster only 24 hours earlier.

Lynam sent two horses to win four Group 1 races between them in Britain during the season. Sole Power won the Group 3 Palace House Stakes at Newmarket in May before taking Royal Ascot's King's Stand Stakes. He was also successful in the Nunthorpe Stakes at York later in the summer and was selected as Ireland's Horse of the Year at the HRI Awards in December. Slade Power was retired to stud after running in Australia in November and he too was a dual Group 1 sprint winner in Britain in 2014. He was victorious at Royal Ascot, winning the Diamond Jubilee Stakes, and followed up in the July Cup at Newmarket. Lynam also saddled Anthem Alexander to win the Group 2 Queen Mary Stakes at the Royal meeting.

A tally of five English Group 1 wins was a healthy return for Aidan O'Brien in 2014. Australia gave him his third straight win in the Derby, the first time that had been



“THE GREY GATSBY, TRAINED BY KEVIN RYAN AND RIDDEN BY RYAN MOORE, PREVAILED NARROWLY IN A NEVER TO BE FORGOTTEN QIPCO IRISH CHAMPION STAKES”



done in the race's long history, and also took the Juddmonte International at York. Leading Light won the Gold Cup at Royal Ascot and Tapestry was another York winner for the yard, taking the Yorkshire Oaks. O'Brien broke new ground when sending out Adelaide to win the Cox Plate in Melbourne, a rare Ballydoyle runner in Australia. The same horse had earlier won the Secretariat Stakes at Arlington in August.

Dermot Weld made a blistering start to the campaign and ended the year with a total haul of 17 Group races, 14 at home and three overseas. Perhaps he will reflect on what might have been if Free Eagle had been fit and well when the season kicked off. So impressive on his return in Group 3 company at Leopardstown in September, it is likely that his relative inexperience counted against him when running third in the British Champion

Stakes on heavy ground at Ascot the following month. Weld can also be proud of the performances of Tarfasha and Forgotten Rules and while the Group 2 Blandford Stakes winner has been retired, Forgotten Rules should be a major player in the big Cup races this year as will the smart mare Pale Mimosa.

Other Irish trainers to make their mark overseas were Sabrina Harty whose Ansgar won at Group 2 and Group 3 level in Britain, Jim Bolger, who sent out Lucida to win the Group 2 Rockfel Stakes at Newmarket in September and Tom Hogan who won at the Spring Carnival in Sydney and the Group 2 Champions Sprint with the remarkable Gordon Lord Byron. Missunited, one of the most popular horses in training, was retired immediately after winning the Group 2 Lilly Langtry Stakes at Goodwood in July. Michael Winters' mare was successful in

some big races over hurdles, including the Galway Hurdle in a memorable career. Pat Smullen set a personal best tally when winning back the turf jockey's championship from his nephew Joseph O'Brien. He broke through the 100 winner mark for the first time in his glittering career and ended the term with an Irish tally of 108. This was more than enough to see him crowned champion for the seventh time and the first since 2010. Joseph O'Brien ended the season on 83 winners to finish second in the title race ahead of Fran Berry, Kevin Manning and Colin Keane who won the apprentice championship with 54 winners, many of them for the powerful Ger Lyons yard. Leigh Roche can be very proud of his total of 32 winners in a season that saw him ride his first Group winner on the Dermot Weld-trained Big Break at Tipperary in September.

MARKETING REVIEW



The key objectives of the Marketing Department in 2014 were to increase attendances at race-meetings and increase interest levels in racing among the general population. Both were achieved, as attendances increased by 4% for the second year in succession, reaching 1.29 million. Interest levels in racing grew from 22% to 27% (Millward Brown Omnibus survey 2014)

All consumer marketing activity aims to help racecourses to attract customers and both depend on the achievements of our owners, trainers and jockeys at home and abroad. In this respect 2014 was a vintage year – see the racing review on page 4.

One of our main activities to bring racing to a wider public was the hour-long

‘Power in the Blood’ documentary on RTÉ One in September, presented by Ella McSweeney, which attracted over 300,000 viewers.

This was broadcast just ahead of the inaugural Irish Champions Weekend, which was the priority project for marketing in 2014. A central marketing committee united the Curragh and Leopardstown teams to promote the event, targeting racing professionals in Ireland and Britain, racegoers, sports fans and social racegoers. The event was declared a success, with attendances of over 24,000, up 70%, and race results which filled the sporting press for weeks afterwards. The two-day event generated media coverage valued at over €2m. The Grey Gatsby and Australia, first and

second in the feature race, have since been rated joint-third best racehorses in the world in the Longines World Rankings.

Our paid-for media campaigns were dominated by radio which targeted national hunt racing followers in spring and winter campaigns. We followed this with online advertising and promotions aimed at flat racing enthusiasts and social racegoers attending the summer meetings. The top-line campaign figures show that c.57% of our target audience (Men 35-64 C2DE) heard the radio ad at least five times with an average audience ‘opportunity to hear’ of 15.2. Our online activity delivered over 30 million impressions and our main social media platforms grew by over 25%.

“THE KEY OBJECTIVES OF THE MARKETING DEPARTMENT IN 2014 WERE TO INCREASE ATTENDANCES AT RACE-MEETINGS AND INCREASE INTEREST LEVELS IN RACING AMONG THE GENERAL POPULATION.”



We provided dedicated marketing support and advice to all racecourses to grow their key meetings and develop their understanding of their customers. This included the development of student racedays which continue to grow in popularity, attracting an estimated 33,983 to the seven student racedays staged across the country.

We also developed our schools programme, bringing over 1,300 primary school children from 29 schools to six racecourses where they got behind the scenes and learned about the traditions in racing and the career paths which it offers.

Our online press office served the needs of the media and racegoers. We posted over 200 press releases and multiple

racing content clips including podcasts, audio and video clips. We shared the content across all our social media channels to gain maximum reach. Our facebook followers grew to over 24,000, Twitter to approximately 19,000 and we grew our weekly newsletter database which now stands at 16,000.

In 2014 HRI Marketing grew the national racegoers database to over 100,000 racegoers. We used this database for extensive racegoer profiling, specific racecourse marketing activity and to determine media consumption habits to assist media buying for our advertising campaigns.

In conjunction with Tourism Ireland and Fáilte Ireland we promoted the Irish racing experience, focused on Irish

Champions Weekend. We promoted the event to the British market in York and Chester in Spring 2014 adding to our established presence at Cheltenham in March and November.

The Horse Racing Ireland Awards provided the grand finale to the year. The awards recognise and celebrate the achievements of our jockeys, trainers, horses and racecourses who have contributed so much to the reputation of our sport. Our 2014 award winners, Leopardstown Racecourse, Willie Mullins, Edward Lynam, Jamie Codd, Tom Hogan, Mick O'Toole and Sole Power demonstrate the continuing strength-in-depth of Irish racing and the extraordinary dedication of its participants.

RACECOURSE DIVISION REVIEW

The HRI Racecourse Division is responsible for the operation of Leopardstown Racecourse and Golf Centre, Fairyhouse Racecourse, Navan Racecourse and Tipperary Racecourse. The four racecourses had a combined attendance of 264,427 spread over 71 race meetings in 2014 which represented a 6% increase in attendances over the previous year. Bookmaker turnover came to €20.8m which was up 5% on 2013 while Tote betting amounted to €12.9m, an increase of 15% on the previous year.

RACING


Leopardstown attracted 11,000 people to its Student Day in April which was the biggest number for a flat meeting at the racecourse for over ten years. However, Irish Champions Weekend saw this record broken very quickly when over 13,000 attended. Irish Champions Weekend was a major success with the Curragh and Leopardstown coming together to present a wonderful weekend to showcase the Irish racehorse. The clash of The Grey Gatsby and Australia in the QIPCO Irish Champion Stakes was the flat

race that stands out while the victory of Hurricane Fly in the Ryanair Hurdle after an epic duel with Jezki was the national hunt race of the season.

The Fairyhouse BoyleSports Irish Grand National Easter Festival was held over two days on 20th and 21st April. It was a first success in the Irish Grand National for local hero Barry Geraghty on Shutthefrontdoor. The Premier Jump Racing weekend in November included the Bar One Racing Hatton's Grace Hurdle which was won by Lieutenant Colonel providing an emotional first



“IRISH CHAMPIONS WEEKEND WAS A MAJOR SUCCESS WITH THE CURRAGH AND LEOPARDSTOWN COMING TOGETHER TO PRESENT A WONDERFUL WEEKEND TO SHOWCASE THE IRISH RACEHORSE.”



Grade 1 winner for Sandra Hughes. This victory came only weeks after Sandra took over the licence following the death of her father, the popular Dessie Hughes, who had such success at Fairyhouse. The Ladbrokes Troytown Chase in November was Navan's national hunt highlight of the year attracting an attendance of nearly 5,000 patrons. The race was won by the Gordon Elliott-trained Balbriggan. Navan's flagship flat race was the Coolmore Vintage Crop Stakes in May which was upgraded to a Group Status for the first time in 2014. The race was won by the Aidan O'Brien-trained Leading Light who went on to win the Ascot Gold Cup in June.

On the flat in Tipperary, the Group 3 Coolmore Stud Fairy Bridge stakes was won by the Dermot Weld-trained Tested, winning in impressive style from Some Spirit. Over jumps, the Grade 3 Kevin McManus Bookmakers Grimes Hurdle was the highlight of the summer where globetrotter and dual Royal Ascot winner Simenon had a hard fought battle to get the better of the Henry De Bromhead-trained Darwin's Fox from Little King Robin back in third.

CAPITAL

HRI Racecourses continued to invest in its track and facilities during 2014. This included further drainage works which

helped to ensure all fixtures took place on optimum racing ground throughout the year. 2014 also saw capital investment in customer food facilities across the four tracks which will continue over the coming years.

HOSPITALITY

Fitzers Catering was appointed as HRI Racecourses' hospitality partner in 2014 with a focus on improving the quality of the food offering and providing more choice to the customer. This included opening new food outlets in the Leopardstown Tote Hall and providing hot dishes and table service in the Arkle Owners and Trainers bar.

IRISH THOROUGHBRED MARKETING

2014 was another year of growth for Irish Thoroughbred Marketing with the value of bloodstock sold at public auction in Ireland increasing significantly, and the continued domination of Irish-bred, trained and owned horses in many of the major international racing fixtures and festivals.

From an Irish Thoroughbred Marketing perspective, one of the most significant indicators is the value of bloodstock sold at public auction in Ireland. The figure is directly influenced by the level of inward investment by overseas bloodstock buyers, in addition to the activity of the domestic market. In 2014 this figure rose by €14m to €147.4m, a 10.5% increase on the previous year. International investment was greater than ever at these sales, with horses being exported to over 34 different countries.

The UK remains Ireland's largest market

and Irish Thoroughbred Marketing maintained significant involvement there in 2014, with sponsorship and branding presence across the UK. Our main sponsorships included the Gimcrack Stakes in York in August and The Owners and Trainers Lounge at the Cheltenham Festival.

Beyond the UK, Irish Thoroughbred Marketing continued to promote Ireland through hosting overseas receptions, international trade missions, hosting visiting delegations and backed up by in-house information dissemination through a revamped ITM website. Major International receptions were hosted by Irish Thoroughbred Marketing in India, Turkey, America, Dubai, France, Spain, Scandinavia and Mongolia. The ITM team worked in some 26 different countries in 2014. We also welcomed visiting delegations from, China, Scandinavia,

Switzerland, Morocco, Japan, Singapore, Libya, South Africa, Hong Kong, Korea and USA, in addition to the hundreds of overseas investors who came to Ireland to attend bloodstock sales. The international presence, throughout the year, of bloodstock buyers was evident in the 1500 Inward Buyer Programme contributions that were administered by the team.

Outside of the UK and Ireland Irish-bred and trained horses competed at the highest level with Tom Hogan becoming the first Irish trainer to win a weight-for-age Group 1 in Australia when Gordon Lord Byron (IRE) took the George Ryder Stakes at Rosehill in March. The same horse won the Group 2 Champion Sprint at Ascot in October. Aidan O'Brien also broke new ground when sending out Adelaide (IRE) to win the Cox Plate in Melbourne, having earlier won the



“THE UK REMAINS IRELAND’S LARGEST MARKET AND IRISH THOROUGHBRED MARKETING MAINTAINED SIGNIFICANT INVOLVEMENT THERE IN 2014, WITH SPONSORSHIP AND BRANDING PRESENCE ACROSS THE UK.”



Secretariat Stakes with the same horse at Arlington in August. Also on the global stage, Irish-breds were very much to the fore in 2014. Now trained in Hong Kong, Lucky Nine (IRE) made it back-to-back wins in the Group 1 Krisflyer International Sprint at Singapore in May while Dan Excel (IRE) won the Singapore Airlines International Cup at the same meeting. In Hong Kong itself, Designs On Rome (IRE) narrowly edged out Military Attack (IRE) to win the Grade 1 Longines Hong Kong Cup. Both horses are recent winners of the Hong Kong Horse of the Year award.

A son of Holy Roman Emperor (IRE), Designs Of Rome (IRE) was winning his second Group 1, having accounted for the same rival, himself a dual Group 1 winner, in the Audermars Piguet QEII Cup at Sha Tin in April. In total there were Irish-bred Group 1 winners in eleven different countries worldwide including New Zealand, Australia, Qatar, North America, Canada, Singapore, Hong Kong, Italy and France. The world's top stallions continue to be based in Ireland and multiple champion sire Galileo enjoyed another

outstanding year, with his sons and daughters continuing their domination in the sales ring and on the track. 2014 saw the top three leading flat stallions in Europe stand in Ireland: GALILEO (IRE), INVINCIBLE SPIRIT (IRE) and SHAMARDAL (IRE), also seven of the top ten leading first season sires in Europe, led by LOPE DE VEGA (IRE). Nine of the top ten National Hunt, topped by the now deceased KING'S THEATRE (IRE) and seven of the top ten two-year-old sires in Europe, with KODIAC taking the top spot all standing in Ireland.

TOTE IRELAND REVIEW

Tote Ireland continued to grow its business in 2014 with turnover increasing by 10.8% in 2013 to €61.6m.

The main driver of this growth was the continued expansion of tote betting on Irish racing in international markets which grew 19%. Interest levels in Irish racing are strong in mature markets such as the UK which delivered double digit growth. This was combined with strong uptake in emerging markets such as Israel where UK and Irish racing has been available to bet on in betting shops and online since mid-2013. International expansion continues to be a focus for Tote Ireland and is expected to continue to drive top-line growth in 2015.

On-course turnover was in line with 2013 at €14.2m. While challenges remain for the on-course betting sector in general it would appear that the worst is behind

us. The profile of on-course customers has changed significantly over the past several years with the majority of Tote business being generated at festival fixtures such as Galway, Punchestown and the Leopardstown Christmas festival. These fixtures tend to attract a more Tote-friendly customer who views betting as part of the overall racing experience and for whom convenience and simplicity are important considerations in placing a bet. Tote Ireland accounts business turnover declined slightly in 2014 reflecting the competitive nature of the online betting sector. However core Key Performance Indicators (KPIs) such as total active accounts, new accounts and number of bets placed, all increased over the year, reflecting continued progress in developing this business channel. Betting through the Tote mobile app increased by

over 200% during the year and will play a critical role in growing this channel in 2015 and beyond.

Tote Ireland made returns to racing through race sponsorship, extensive marketing spend to promote fixtures as well as grants to racecourses, based on a percentage of their respective on-course turnover. In 2014 Tote Ireland was the sole sponsor of both Galway Plate day at the Galway festival as well as November Handicap day at Leopardstown. In addition it sponsored numerous other races across the country and supported many different types of fixture both large and small.

2015 will see a continuation of the strategy to grow the top line, stabilising the on-course business and developing opportunities for growth via the existing product offering and international racing pools.

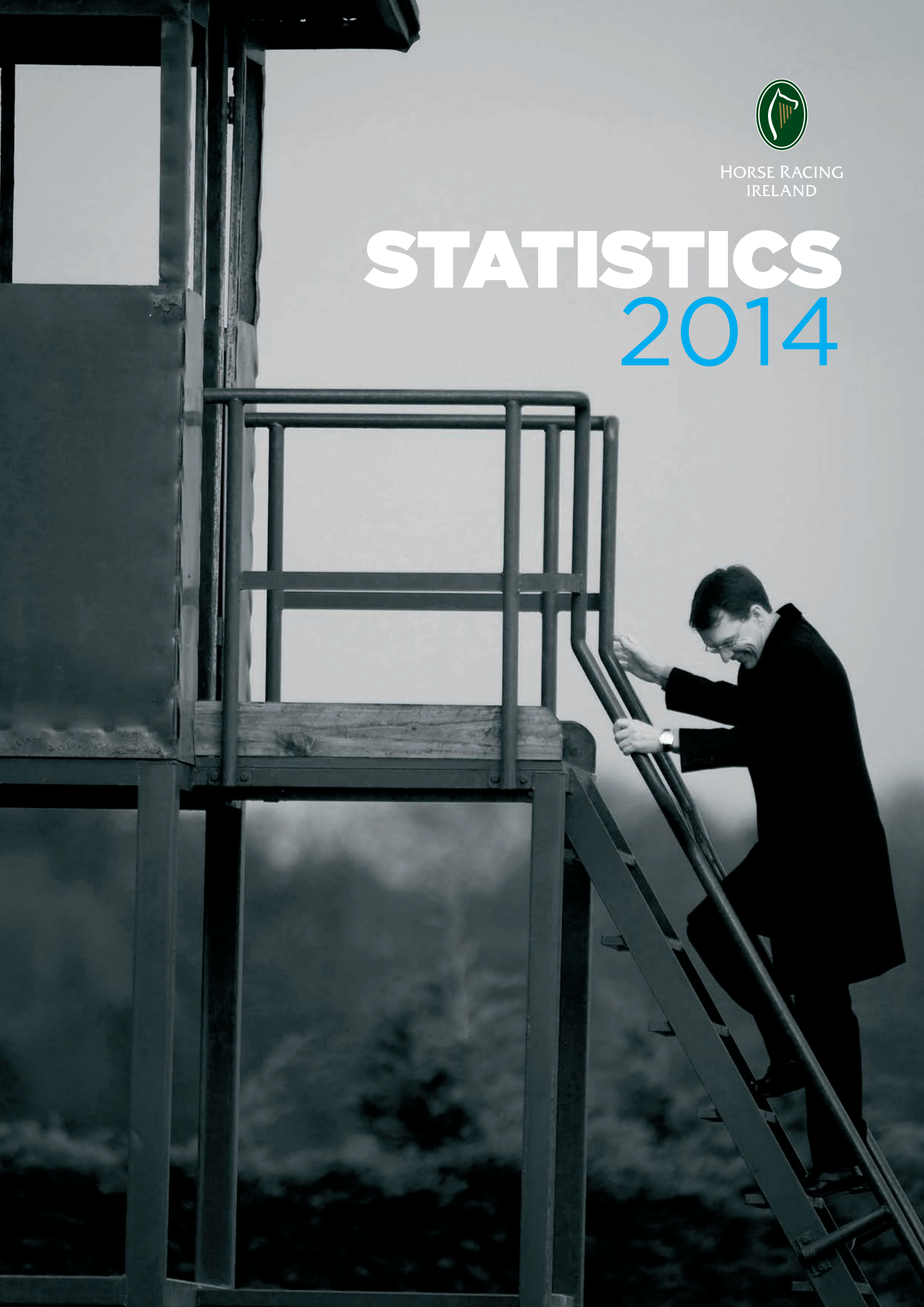
“TOTE IRELAND MADE RETURNS TO RACING THROUGH RACE SPONSORSHIP, EXTENSIVE MARKETING SPEND TO PROMOTE FIXTURES AS WELL AS GRANTS TO RACECOURSES, BASED ON A PERCENTAGE OF THEIR RESPECTIVE ON-COURSE TURNOVER.”





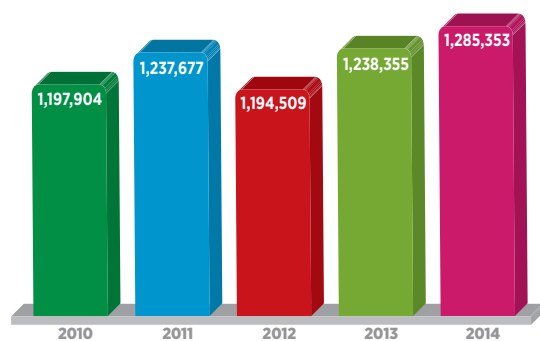
HORSE RACING
IRELAND

STATISTICS 2014



ATTENDANCE 2014

TOTAL ATTENDANCE 2010 - 2014



TOP SEVEN FESTIVALS BY ATTENDANCE 2013 - 2014

| Festival | No. of Days | 2013 | 2014 | Variance | % +/- |
|--------------------------|-------------|----------------|----------------|---------------|-----------|
| Galway | 7 | 137,818 | 148,237 | 10,419 | 7% |
| Punchestown | 5 | 101,747 | 106,689 | 4,942 | 5% |
| Listowel | 7 | 87,996 | 93,046 | 5,050 | 5% |
| Leopardstown (Christmas) | 4 | 55,713 | 58,500 | 2,787 | 5% |
| Curragh (Derby Meeting) | 3 | 35,499 | 35,700 | 201 | 1% |
| Fairyhouse (Easter) | 3 | 26,244 | 25,385 | -859 | -3% |
| Limerick (Christmas) | 4 | 24,715 | 30,060 | 5,345 | 18% |
| Total | 33 | 469,732 | 495,515 | 25,783 | 5% |



ATTENDANCE BY RACECOURSE 2013 - 2014

| Racecourse | Number of Fixtures 2013 | Number of Fixtures 2014 | Total Attendance 2013 | Total Attendance 2014 | Average Attendance 2013 | Average Attendance 2014 | Variance | Variance % |
|--------------|-------------------------------|-------------------------------|-----------------------------|-----------------------------|-------------------------------|-------------------------------|---------------|---------------|
| Ballinrobe | 9 | 9 | 19,555 | 21,054 | 2,173 | 2,340 | 1,499 | 8% |
| Bellewstown | 5 | 5 | 16,666 | 11,536 | 3,333 | 2,307 | -5,130 | -31% |
| Clonmel | 12 | 11 | 12,213 | 11,945 | 1,018 | 1,091 | -268 | -2% |
| Cork | 18 | 18 | 32,433 | 32,552 | 1,802 | 1,498 | 119 | 0% |
| Curragh | 19 | 18 | 102,991 | 102,840 | 5,421 | 5,870 | -151 | 0% |
| Downpatrick | 10 | 9 | 19,745 | 24,238 | 1,975 | 2,424 | 4,493 | 23% |
| Down Royal | 11 | 12 | 42,359 | 42,691 | 3,851 | 3,135 | 332 | 1% |
| Dundalk | 37 | 37 | 48,276 | 47,812 | 1,305 | 1,300 | -464 | -1% |
| Fairyhouse | 19 | 20 | 52,889 | 55,002 | 2,784 | 2,707 | 2,113 | 4% |
| Galway | 12 | 12 | 149,513 | 160,234 | 12,459 | 13,353 | 10,721 | 7% |
| Gowran Park | 16 | 16 | 32,448 | 46,803 | 2,028 | 2,925 | 14,355 | 44% |
| Killarney | 11 | 11 | 28,171 | 30,649 | 2,561 | 2,786 | 2,478 | 9% |
| Kilbeggan | 8 | 8 | 41,693 | 42,556 | 5,212 | 5,319 | 863 | 2% |
| Laytown | 1 | 1 | 5,741 | 5,660 | 5,741 | 5,660 | -81 | -1% |
| Leopardstown | 23 | 23 | 148,384 | 161,530 | 6,451 | 7,023 | 13,146 | 9% |
| Limerick | 19 | 18 | 90,182 | 81,223 | 4,746 | 4,512 | -8,959 | -10% |
| Listowel | 9 | 9 | 91,807 | 95,419 | 10,201 | 10,713 | 3,612 | 4% |
| Naas | 14 | 15 | 24,865 | 25,173 | 1,776 | 1,678 | 308 | 1% |
| Navan | 17 | 17 | 32,069 | 33,643 | 1,886 | 1,979 | 1,574 | 5% |
| Punchestown | 17 | 17 | 121,975 | 129,185 | 7,175 | 8,388 | 7,210 | 6% |
| Roscommon | 9 | 9 | 27,223 | 26,933 | 3,025 | 2,993 | -290 | -1% |
| Sligo | 8 | 8 | 20,721 | 20,723 | 2,590 | 2,591 | 2 | 0% |
| Thurles | 11 | 11 | 16,161 | 16,037 | 1,469 | 1,458 | -124 | -1% |
| Tipperary | 12 | 11 | 14,990 | 13,971 | 1,249 | 1,307 | -1,019 | -7% |
| Tramore | 11 | 11 | 27,928 | 30,260 | 2,539 | 2,751 | 2,332 | 8% |
| Wexford | 11 | 11 | 17,357 | 15,684 | 1,578 | 1,426 | -1,673 | -10% |
| Total | 349 | 347 | 1,238,355 | 1,285,353 | 3,548 | 3,704 | 46,998 | 4% |

ATTENDANCE ANALYSIS BY MEETING TYPE 2013 - 2014

| Meeting Type | 2013 | | | 2014 | | |
|--------------|--------------------|------------------|--------------------|--------------------|------------------|--------------------|
| | Number of Meetings | Total Attendance | Average Attendance | Number of Meetings | Total Attendance | Average Attendance |
| Flat | 125 | 324,870 | 2,599 | 127 | 341,889 | 2,692 |
| NH | 178 | 610,664 | 3,431 | 177 | 636,161 | 3,594 |
| Both | 46 | 302,821 | 6,583 | 43 | 307,303 | 7,147 |
| Total | 349 | 1,238,355 | 3,548 | 347 | 1,285,353 | 13,433 |

ATTENDANCE ANALYSIS BY DAY OF WEEK 2013 - 2014

| Day of Week | 2013 | | | 2014 | | |
|--------------|--------------------|------------------|--------------------|--------------------|------------------|--------------------|
| | Number of Meetings | Total Attendance | Average Attendance | Number of Meetings | Total Attendance | Average Attendance |
| Sunday | 68 | 236,730 | 3,481 | 78 | 283,140 | 3,630 |
| Monday | 32 | 123,466 | 3,858 | 34 | 134,208 | 3,947 |
| Tuesday | 32 | 105,494 | 3,297 | 24 | 85,594 | 3,566 |
| Wednesday | 42 | 109,040 | 2,596 | 38 | 125,220 | 3,295 |
| Thursday | 53 | 208,434 | 3,933 | 48 | 183,330 | 3,819 |
| Friday | 67 | 224,744 | 3,354 | 68 | 232,251 | 3,415 |
| Saturday | 55 | 230,447 | 4,190 | 57 | 241,610 | 4,239 |
| Total | 349 | 1,238,355 | 3,548 | 347 | 1,285,353 | 3,704 |

ATTENDANCE ANALYSIS BY EVENING MEETINGS 2013 - 2014

| Meeting | 2013 | | | 2014 | | |
|--------------|--------------------|------------------|--------------------|--------------------|------------------|--------------------|
| | Number of Meetings | Total Attendance | Average Attendance | Number of Meetings | Total Attendance | Average Attendance |
| Afternoon | 190 | 673,823 | 3,546 | 197 | 723,374 | 3,672 |
| Evening | 159 | 564,532 | 3,551 | 150 | 561,979 | 3,747 |
| Total | 349 | 1,238,355 | 3,548 | 347 | 1,285,353 | 3,704 |

ATTENDANCE ANALYSIS BY NO. OF RACES ON CARD 2013 - 2014

| No. of Races | 2013 | | | 2014 | | |
|--------------|--------------------|------------------|--------------------|--------------------|------------------|--------------------|
| | Number of Meetings | Total Attendance | Average Attendance | Number of Meetings | Total Attendance | Average Attendance |
| 5 | - | - | - | 1 | 5,284 | 5,284 |
| 6 | 4 | 11,343 | 2,836 | 2 | 6,472 | 3,236 |
| 7 | 247 | 765,074 | 3,097 | 279 | 869,954 | 3,118 |
| 8 | 98 | 461,938 | 4,714 | 65 | 403,643 | 6,210 |
| Total | 349 | 1,238,355 | 3,548 | 347 | 1,285,353 | 3,704 |

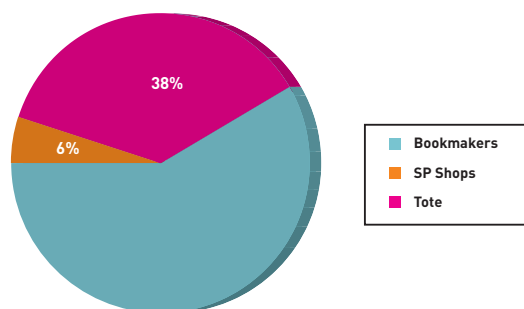
HIGHEST DAILY ATTENDANCE FIGURES BY RACECOURSE 2013 - 2014

| Racecourse | Date | Attendance | Variance | %+/- |
|--------------|------------------------------|------------|----------|------|
| Ballinrobe | Tuesday, June 24, 2014 | 3,427 | | |
| | Tuesday, June 25, 2013 | 3,535 | -108 | -3% |
| Bellewstown | Sunday, July 06, 2014 | 3,255 | | |
| | Friday, July 05, 2013 | 4,500 | -1,245 | -28% |
| Clonmel | Friday, June 13, 2014 | 1,939 | | |
| | Thursday, November 14, 2013 | 1,848 | 91 | 5% |
| Cork | Sunday, April 20, 2014 | 5,744 | | |
| | Sunday, March 31, 2013 | 3,988 | 1,756 | 44% |
| Curragh | Saturday, June 28, 2014 | 23,646 | | |
| | Saturday, June 29, 2013 | 23,407 | 239 | 1% |
| Downpatrick | Sunday, March 23, 2014 | 4,325 | | |
| | Saturday, July 13, 2013 | 4,300 | 25 | 1% |
| Down Royal | Saturday, November 01, 2014 | 6,440 | | |
| | Saturday, November 02, 2013 | 5,724 | 716 | 13% |
| Dundalk | Saturday, July 12, 2014 | 3,613 | | |
| | Friday, July 12, 2013 | 3,759 | -146 | -4% |
| Fairyhouse | Monday, April 21, 2014 | 16,253 | | |
| | Monday, April 01, 2013 | 15,125 | 1,128 | 7% |
| Galway | Thursday, July 31, 2014 | 35,577 | | |
| | Thursday, August 01, 2013 | 29,169 | 6,408 | 22% |
| Gowran Park | Thursday, January 23, 2014 | 8,135 | | |
| | Thursday, January 24, 2013 | 5,762 | 2,373 | 41% |
| Killarney | Thursday, July 17, 2014 | 7,163 | | |
| | Thursday, July 18, 2013 | 6,173 | 990 | 16% |
| Kilbeggan | Friday, July 18, 2014 | 7,029 | | |
| | Friday, July 19, 2013 | 7,121 | -92 | -1% |
| Laytown | Thursday, September 04, 2014 | 5,660 | | |
| | Tuesday, September 03, 2013 | 5,741 | -81 | -1% |
| Leopardstown | Saturday, December 27, 2014 | 16,500 | | |
| | Saturday, December 28, 2013 | 17,159 | -659 | -4% |
| Limerick | Friday, December 26, 2014 | 9,105 | | |
| | Thursday, April 11, 2013 | 13,821 | -4,716 | -34% |
| Listowel | Friday, September 19, 2014 | 27,712 | | |
| | Friday, September 20, 2013 | 27,523 | 189 | 1% |
| Naas | Sunday, February 23, 2014 | 3,422 | | |
| | Sunday, February 24, 2013 | 3,178 | 244 | 8% |
| Navan | Sunday, November 23, 2014 | 4,608 | | |
| | Sunday, November 24, 2013 | 4,476 | 132 | 3% |
| Punchestown | Saturday, May 03, 2014 | 29,042 | | |
| | Friday, April 26, 2013 | 26,360 | 2,682 | 10% |
| Roscommon | Tuesday, August 05, 2014 | 4,432 | | |
| | Tuesday, August 06, 2013 | 4,593 | -161 | -4% |
| Sligo | Wednesday, October 01, 2014 | 3,574 | | |
| | Sunday, May 05, 2013 | 3,504 | 70 | 2% |
| Thurles | Monday, January 06, 2014 | 2,332 | | |
| | Sunday, December 22, 2013 | 2,396 | -64 | -3% |
| Tipperary | Sunday, October 05, 2014 | 2,033 | | |
| | Sunday, October 06, 2013 | 2,239 | -206 | -9% |
| Tramore | Saturday, August 16, 2014 | 5,990 | | |
| | Saturday, August 17, 2013 | 5,986 | 4 | 0% |
| Wexford | Friday, July 25, 2014 | 2,164 | | |
| | Sunday, March 17, 2013 | 2,576 | -412 | -16% |

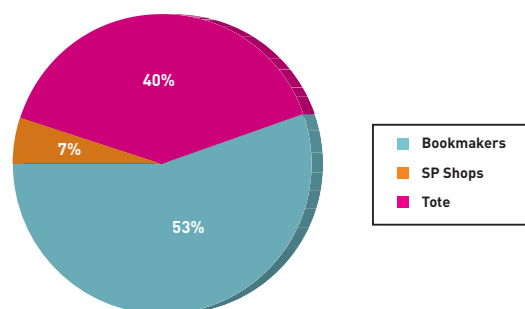
BETTING 2014

TOTAL ON-COURSE BETTING

ON-COURSE BETTING 2013



ON-COURSE BETTING 2014



TOTAL ON-COURSE BETTING*

| Year | Bookmakers € | SP Shop € | Tote € | Total € | % +/- |
|------|--------------|------------|------------|-------------|--------|
| 2010 | 111,897,873 | 10,313,005 | 41,215,358 | 163,426,236 | -9.1% |
| 2011 | 101,831,002 | 9,885,098 | 45,119,137 | 156,835,237 | -4.0% |
| 2012 | 80,050,078 | 8,291,372 | 47,046,668 | 135,388,118 | -13.7% |
| 2013 | 73,942,626 | 8,699,162 | 50,119,905 | 132,761,693 | -1.9% |
| 2014 | 73,050,407 | 9,706,831 | 55,922,381 | 138,679,619 | 4.5% |

(*Bookmakers including Point-to-Point and excluding Northern Ireland. Tote figures are on Irish Pools only and excluding Co-mingling Out)

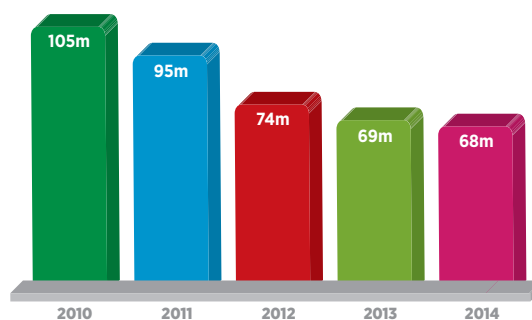
BOOKMAKERS ON-COURSE BETTING*

| Year | Home € | Away € | SP Shop € | Total € | % +/- |
|------|-------------|-----------|------------|-------------|---------|
| 2010 | 109,150,147 | 2,747,725 | 10,313,005 | 122,210,877 | -12.20% |
| 2011 | 99,330,491 | 2,500,512 | 9,885,098 | 111,716,101 | -8.58% |
| 2012 | 78,198,524 | 1,851,333 | 8,291,372 | 88,341,429 | -20.92% |
| 2013 | 72,116,570 | 1,826,056 | 8,699,162 | 82,641,788 | -6.45% |
| 2014 | 71,007,981 | 2,042,427 | 9,706,831 | 82,757,238 | 0.14% |

(*Including Point-To-Point)

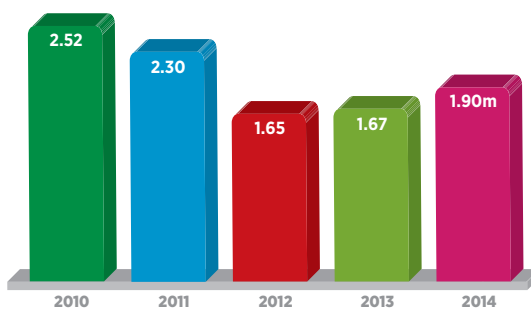
BOOKMAKERS ON-COURSE 'HOME' BETTING. EXCLUDES POINT-TO-POINT.

| Year | Home € | % +/- |
|------|-------------|---------|
| 2010 | 104,739,219 | -11.68% |
| 2011 | 95,297,631 | -9.01% |
| 2012 | 74,323,100 | 22.00% |
| 2013 | 69,092,026 | -7.04% |
| 2014 | 68,403,061 | -1.00% |



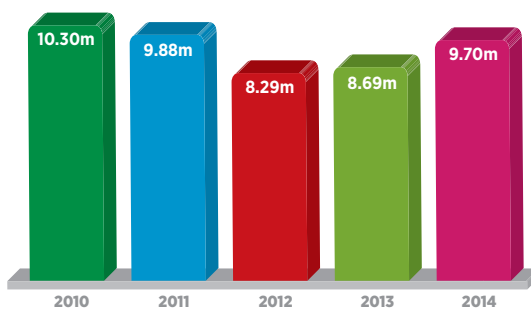
BOOKMAKERS ON-COURSE 'AWAY' BETTING. EXCLUDES POINT-TO-POINT.

| Year | Away € | % +/- |
|------|-----------|---------|
| 2010 | 2,524,500 | -23.34% |
| 2011 | 2,300,205 | -8.88% |
| 2012 | 1,658,687 | -27.89% |
| 2013 | 1,671,451 | 0.77% |
| 2014 | 1,902,290 | 13.81% |



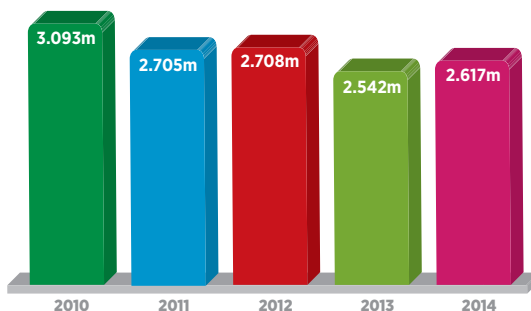
BOOKMAKERS ON-COURSE 'SP SHOP' BETTING

| Year | SP Shop | % +/- |
|------|------------|---------|
| 2010 | 10,313,006 | -14.35% |
| 2011 | 9,885,098 | -4.15% |
| 2012 | 8,291,372 | -16.12% |
| 2013 | 8,699,162 | 4.92% |
| 2014 | 9,706,831 | 11.58% |



OFF-COURSE BETTING

| Year | Billion € | % +/- |
|------|-----------|--------|
| 2010 | 3.093 | -0.2% |
| 2011 | 2.705 | -12.5% |
| 2012 | 2.708 | 0.1% |
| 2013 | 2.542 | -6.1% |
| 2014 | 2.617 | 3.0% |



TOTE

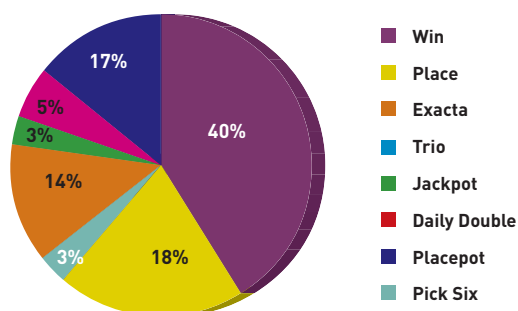
BREAKDOWN OF IRISH POOL BETTING €000 2010-2014

| | 2010 | % | 2011 | % | 2012 | % | 2013 | % | 2014 | % |
|---------------|---------------|-------------|---------------|-------------|---------------|-------------|---------------|-------------|---------------|------------|
| Win | 17,584 | 43% | 18,685 | 41% | 19,363 | 41% | 19,841 | 40% | 21,378 | 38% |
| Place | 10,612 | 26% | 10,562 | 23% | 9,937 | 21% | 8,776 | 18% | 8,215 | 15% |
| Exacta | 5,013 | 12% | 5,871 | 13% | 6,221 | 13% | 7,135 | 14% | 6,954 | 12% |
| Trio | 257 | 1% | - | 0% | - | 0% | - | 0% | - | 0% |
| Trifecta | 707 | 2% | 1,144 | 3% | 1,311 | 3% | 2,429 | 5% | 5,173 | 9% |
| Daily Double | - | 0% | 142 | 0% | 40 | 0% | 5 | 0% | - | 0% |
| Jackpot | 2,454 | 6% | 2,386 | 5% | 1,769 | 4% | 1,591 | 3% | 1,482 | 3% |
| Placepot | 4,589 | 11% | 6,167 | 14% | 8,122 | 17% | 8,662 | 17% | 9,872 | 18% |
| Pick 6 | - | 0% | 162 | 0% | 284 | 1% | 1,680 | 3% | 2,848 | 5% |
| TOTALS | 41,216 | 100% | 45,119 | 100% | 47,047 | 100% | 50,119 | 100% | 55,922 | 100 |

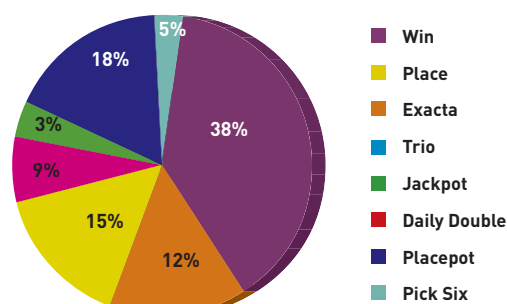
[*Tote figures are on Irish Pools only and excluding Co-mingling Out]

POOL BETTING

BREAKDOWN OF POOL BETTING 2013



BREAKDOWN OF POOL BETTING 2014



AVERAGE BOOKMAKER ON-COURSE BETTING 2013 – 2014*

| Racecourse | Fixtures | | Total On-Course Betting | | Avg On-Course Betting | | Variance | % +/- |
|--------------|------------|------------|-------------------------|-------------------|-----------------------|----------------|--------------|-----------|
| | 2013 | 2014 | 2013 | 2014 | 2013 | 2014 | | |
| BALLINROBE | 9 | 9 | 1,876,612 | 1,875,305 | 208,512 | 208,367 | -145 | 0% |
| BELLEWSTOWN | 5 | 5 | 1,141,223 | 987,318 | 228,245 | 197,464 | -30,781 | -13% |
| CLONMEL | 12 | 11 | 1,215,323 | 1,259,435 | 101,277 | 114,494 | 13,217 | 13% |
| CORK | 18 | 18 | 2,312,886 | 2,224,210 | 128,494 | 123,567 | -4,926 | -4% |
| CURRAGH | 19 | 18 | 7,028,739 | 6,550,834 | 369,934 | 363,935 | -5,998 | -2% |
| DUNDALK | 37 | 37 | 2,254,616 | 2,363,886 | 60,936 | 63,889 | 2,953 | 5% |
| FAIRYHOUSE | 19 | 20 | 4,561,802 | 5,114,610 | 240,095 | 255,731 | 15,636 | 7% |
| GALWAY | 12 | 12 | 9,729,383 | 10,587,631 | 810,782 | 882,303 | 71,521 | 9% |
| GOWRAN PARK | 16 | 16 | 2,621,672 | 2,700,070 | 163,855 | 168,754 | 4,900 | 3% |
| KILBEGGAN | 8 | 6 | 1,502,250 | 1,136,598 | 187,781 | 189,433 | 1,652 | 1% |
| KILLARNEY | 11 | 13 | 2,413,117 | 2,732,923 | 219,374 | 210,225 | -9,149 | -4% |
| LAYTOWN | 1 | 1 | 211,507 | 253,740 | 211,507 | 253,740 | 42,233 | 20% |
| LEOPARDSTOWN | 23 | 23 | 11,011,773 | 10,993,848 | 478,773 | 477,993 | -779 | 0% |
| LIMERICK | 19 | 18 | 2,417,126 | 2,291,032 | 127,217 | 127,280 | 62 | 0% |
| LISTOWEL | 9 | 9 | 4,740,097 | 4,576,053 | 526,677 | 508,450 | -18,227 | -3% |
| NAAS | 14 | 15 | 2,639,926 | 2,468,118 | 188,566 | 164,541 | -24,025 | -13% |
| NAVAN | 17 | 17 | 3,256,910 | 3,510,132 | 191,583 | 206,478 | 14,895 | 8% |
| PUNCHESTOWN | 17 | 17 | 9,697,689 | 9,670,654 | 570,452 | 568,862 | -1,590 | 0% |
| ROSCOMMON | 9 | 9 | 1,885,532 | 1,718,794 | 209,504 | 190,977 | -18,526 | -9% |
| SLIGO | 8 | 8 | 1,681,050 | 1,641,835 | 210,131 | 205,229 | -4,902 | -2% |
| THURLES | 11 | 11 | 1,397,679 | 1,439,896 | 127,062 | 130,900 | 3,838 | 3% |
| TIPPERARY | 12 | 11 | 1,072,636 | 1,149,159 | 89,386 | 104,469 | 15,083 | 17% |
| TRAMORE | 11 | 11 | 1,664,161 | 1,702,138 | 151,287 | 154,740 | 3,452 | 2% |
| WEXFORD | 11 | 11 | 1,128,931 | 1,063,963 | 102,630 | 96,724 | -5,906 | -6% |
| TOTAL | 328 | 326 | 79,462,639 | 80,012,181 | 242,264 | 245,436 | 3,172 | 1% |

*Excl. Point-To-Point



AVERAGE TOTE ON-COURSE BETTING 2013 – 2014*

| Racecourse | Fixtures | | Total Tote Betting | | Average Tote Betting | | Variance | % +/- |
|--------------|------------|------------|--------------------|-------------------|----------------------|----------------|---------------|--------------|
| | 2013 | 2014 | 2013 | 2014 | 2013 | 2014 | | |
| BALLINROBE | 9 | 9 | 950,692 | 1,405,036 | 105,632 | 156,115 | 50,483 | 47.8 |
| BELLEWSTOWN | 5 | 5 | 488,977 | 626,416 | 97,795 | 125,283 | 27,488 | 28.1 |
| CLONMEL | 12 | 11 | 873,047 | 1,025,037 | 72,754 | 93,185 | 20,431 | 28.1 |
| CORK | 18 | 18 | 1,656,583 | 2,206,044 | 92,032 | 122,558 | 30,526 | 33.2 |
| CURRAGH | 19 | 18 | 6,535,119 | 5,027,899 | 343,954 | 279,328 | -64,626 | -18.8 |
| DUNDALK | 37 | 37 | 4,004,397 | 4,472,253 | 108,227 | 120,872 | 12,645 | 11.7 |
| DOWNPATRICK | 10 | 9 | 171,450 | 478,441 | 17,145 | 53,160 | 36,015 | 210.1 |
| DOWN ROYAL | 11 | 12 | 993,287 | 1,216,084 | 90,299 | 101,340 | 11,041 | 12.2 |
| FAIRYHOUSE | 19 | 20 | 2,797,555 | 2,985,285 | 147,240 | 149,264 | 2,025 | 1.4 |
| GALWAY | 12 | 12 | 5,419,907 | 5,744,285 | 451,659 | 478,690 | 27,031 | 6.0 |
| GOWRAN PARK | 16 | 16 | 1,546,591 | 2,020,536 | 96,662 | 126,283 | 29,622 | 30.6 |
| KILBEGGAN | 8 | 8 | 664,946 | 847,675 | 83,118 | 105,959 | 22,841 | 27.5 |
| KILLARNEY | 11 | 11 | 968,062 | 1,374,310 | 88,006 | 124,937 | 36,932 | 42.0 |
| LAYTOWN | 1 | 1 | 109,853 | 104,169 | 109,853 | 104,169 | -5,684 | -5.2 |
| LEOPARDSTOWN | 23 | 23 | 5,690,896 | 6,139,785 | 247,430 | 266,947 | 19,517 | 7.9 |
| LIMERICK | 19 | 18 | 1,768,415 | 1,889,414 | 93,074 | 104,967 | 11,893 | 12.8 |
| LISTOWEL | 9 | 9 | 1,756,248 | 1,913,396 | 195,139 | 212,600 | 17,461 | 8.9 |
| NAAS | 14 | 15 | 1,715,002 | 2,414,836 | 122,500 | 160,989 | 38,489 | 31.4 |
| NAVAN | 17 | 17 | 1,784,199 | 2,481,786 | 104,953 | 145,987 | 41,035 | 39.1 |
| PUNCHESTOWN | 17 | 17 | 5,356,242 | 4,937,131 | 315,073 | 290,419 | -24,654 | -7.8 |
| ROSCOMMON | 9 | 9 | 870,072 | 1,360,722 | 96,675 | 151,191 | 54,517 | 56.4 |
| SLIGO | 8 | 8 | 719,124 | 981,330 | 89,891 | 122,666 | 32,776 | 36.5 |
| THURLES | 11 | 11 | 899,345 | 1,090,764 | 81,759 | 99,160 | 17,402 | 21.3 |
| TIPPERARY | 12 | 11 | 928,158 | 1,302,457 | 77,347 | 118,405 | 41,059 | 53.1 |
| TRAMORE | 11 | 11 | 787,799 | 1,059,968 | 71,618 | 96,361 | 24,743 | 34.5 |
| WEXFORD | 11 | 11 | 663,939 | 817,324 | 60,358 | 74,302 | 13,944 | 23.1 |
| TOTAL | 349 | 347 | 50,119,905 | 55,922,381 | 143,610 | 161,160 | 17,550 | 12.22 |

(*Tote figures are on Irish Pools only and excluding Co-mingling Out)



AVERAGE TOTE AND BOOKMAKERS COMBINED ON-COURSE BETTING 2013 – 2014*

| Racecourse | Fixtures | | Total On-Course Betting | | Avg On-Course Betting | | Variance | % +/- |
|---------------|------------|------------|-------------------------|--------------------|-----------------------|----------------|---------------|-------------|
| | 2013 | 2014 | 2013 | 2014 | 2013 | 2014 | | |
| BALLINROBE | 9 | 9 | 2,827,304 | 3,280,341 | 314,145 | 364,482 | 50,337 | 16.0 |
| BELLEWSTOWN | 5 | 5 | 1,630,200 | 1,613,733 | 326,040 | 322,747 | -3,293 | -1.0 |
| CLONMEL | 12 | 11 | 2,088,370 | 2,284,471 | 174,031 | 207,679 | 33,648 | 19.3 |
| CORK | 18 | 18 | 3,969,469 | 4,430,255 | 220,526 | 246,125 | 25,599 | 11.6 |
| CURRAGH | 19 | 18 | 13,563,858 | 11,578,733 | 713,887 | 643,263 | -70,624 | -9.9 |
| DUNDALK | 37 | 37 | 6,259,013 | 6,836,140 | 169,163 | 184,761 | 15,598 | 9.2 |
| DOWNPATRICK | 10 | 9 | 171,450 | 478,441 | 17,145 | 53,160 | 36,015 | 210.1 |
| DOWN ROYAL | 11 | 12 | 993,287 | 1,216,084 | 90,299 | 101,340 | 11,041 | 12.2 |
| FAIRYHOUSE | 19 | 20 | 7,359,357 | 8,099,896 | 387,335 | 404,995 | 17,660 | 4.6 |
| GALWAY | 12 | 12 | 15,149,290 | 16,331,916 | 1,262,441 | 1,360,993 | 98,552 | 7.8 |
| GOWRAN PARK | 16 | 16 | 4,168,263 | 4,720,606 | 260,516 | 295,038 | 34,521 | 13.3 |
| KILBEGGAN | 8 | 8 | 2,167,196 | 1,984,273 | 270,900 | 248,034 | -22,865 | -8.4 |
| KILLARNEY | 11 | 11 | 3,381,179 | 4,107,233 | 307,380 | 373,385 | 66,005 | 21.5 |
| LAYTOWN | 1 | 1 | 321,360 | 357,909 | 321,360 | 357,909 | 36,549 | 11.4 |
| LEOPARDSTOWN | 23 | 23 | 16,702,669 | 17,133,633 | 726,203 | 744,941 | 18,738 | 2.6 |
| LIMERICK | 19 | 18 | 4,185,541 | 4,180,447 | 220,292 | 232,247 | 11,955 | 5.4 |
| LISTOWEL | 9 | 9 | 6,496,345 | 6,489,449 | 721,816 | 721,050 | -766 | -0.1 |
| NAAS | 14 | 15 | 4,354,928 | 4,882,953 | 311,066 | 325,530 | 14,464 | 4.6 |
| NAVAN | 17 | 17 | 5,041,109 | 5,991,917 | 296,536 | 352,466 | 55,930 | 18.9 |
| PUNCHESTOWN | 17 | 17 | 15,053,931 | 14,607,784 | 885,525 | 859,281 | -26,244 | -3.0 |
| ROSCOMMON | 9 | 9 | 2,755,604 | 3,079,516 | 306,178 | 342,168 | 35,990 | 11.8 |
| SLIGO | 8 | 8 | 2,400,174 | 2,623,165 | 300,022 | 327,896 | 27,874 | 9.3 |
| THURLES | 11 | 11 | 2,297,024 | 2,530,660 | 208,820 | 230,060 | 21,240 | 10.2 |
| TIPPERARY | 12 | 11 | 2,000,794 | 2,451,615 | 166,733 | 222,874 | 56,141 | 33.7 |
| TRAMORE | 11 | 11 | 2,451,960 | 2,762,106 | 222,905 | 251,101 | 28,195 | 12.6 |
| WEXFORD | 11 | 11 | 1,792,870 | 1,881,287 | 162,988 | 171,026 | 8,038 | 4.9 |
| TOTALS | 349 | 347 | 129,582,545 | 135,934,563 | 371,297 | 391,742 | 20,446 | 5.51 |

(*Bookmakers excluding Point-to-Point and excluding Northern Ireland. Tote figures are on Irish Pools only and excluding Co-mingling Out)

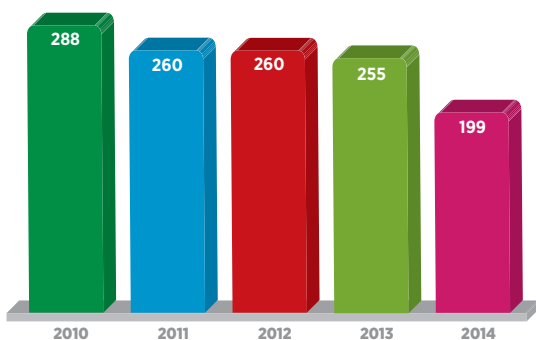
BREEDERS 2014

NUMBER OF STALLIONS, MARES & FOALS IN IRELAND

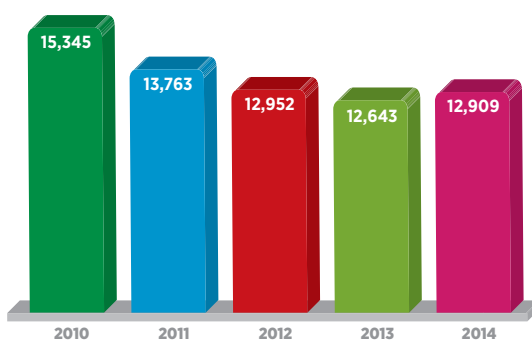
| | 2010 | 2011 | 2012 | 2013 | 2014 |
|--------------|---------------|---------------|---------------|---------------|---------------|
| STALLIONS | 288 | 260 | 260 | 255 | *199 |
| MARES | 15,345 | 13,763 | 12,952 | 12,643 | 12,909 |
| FOALS | 7,588 | 7,550 | 7,546 | 7,757 | 7,999 |
| TOTAL | 23,221 | 21,573 | 20,758 | 20,655 | 21,107 |

*At 31/12/14. The number of Stallions will increase as additional stallions are registered for the 2014 covering season in 2015.

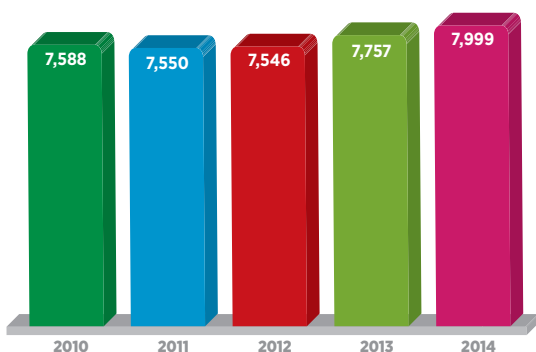
STALLIONS AT STUD 2010-2014



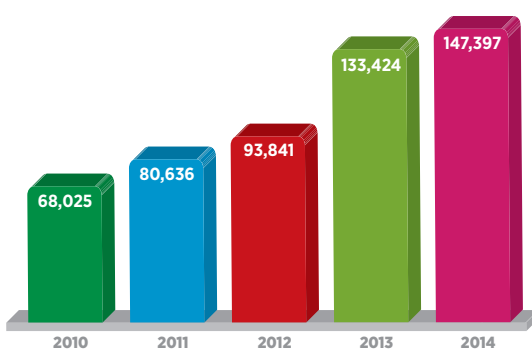
MARES AT STUD 2010-2014



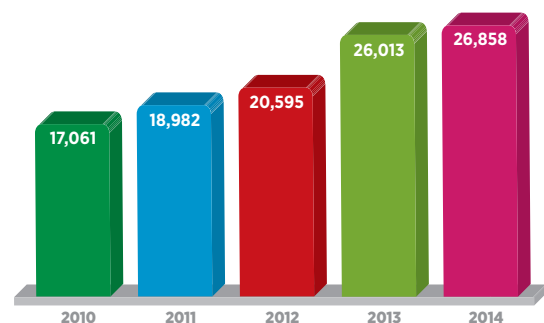
FOALS BORN 2010-2014



IRISH SALES AGGREGATE 2010-2014 (€'000)



IRISH SALES AVERAGE 2010-2014



IRISH SALES SUMMARY 2010-2014

| | 2010 | 2011 | 2012 | 2013 | 2014 |
|-----------------|--------|--------|--------|---------|---------|
| Catalogued | 7,929 | 7,315 | 7,331 | 7,997 | 7,949 |
| Offered | 6,639 | 6,226 | 6,349 | 6,839 | 6,857 |
| Sold | 3,987 | 4,248 | 4,555 | 5,129 | 5,488 |
| Aggregate €'000 | 68,025 | 80,636 | 93,841 | 133,424 | 147,397 |
| Average € | 17,061 | 18,982 | 20,595 | 26,013 | 26,858 |

OVERSEAS WINNERS 2014

OVERSEAS GRADE 1 NATIONAL HUNT WINNERS

| Date | Horse | Racecourse | Race Title |
|-----------|-----------------------|--------------|---|
| 11-Mar-14 | Jezki (IRE) | CHELTENHAM | Stan James Champion Hurdle Challenge Trophy |
| 11-Mar-14 | Vautour (FR) | CHELTENHAM | Sky Bet Supreme Novices' H'dle |
| 12-Mar-14 | Faugheen (IRE) | CHELTENHAM | Neptune Investment Management Novices' H'dle |
| 12-Mar-14 | Silver Concorde (GB) | CHELTENHAM | Weatherbys Champion Bumper |
| 14-Mar-14 | Lord Windermere (IRE) | CHELTENHAM | Betfred Cheltenham Gold Cup S'chase |
| 14-Mar-14 | Tiger Roll (IRE) | CHELTENHAM | JCB Triumph H'dle |
| 14-Mar-14 | Very Wood (FR) | CHELTENHAM | Albert Bartlett Novices' H'dle |
| 03-Apr-14 | Guitar Pete (IRE) | AINTREE | Injured Jockeys Fund 50th Anniversary 4-y-o Juvenile H'dle |
| 04-Apr-14 | Boston Bob (IRE) | AINTREE | Betfred Melling S'chase |
| 26-Dec-14 | Faugheen (IRE) | KEMPTON PARK | williamhill.com Christmas H'dle |

OVERSEAS GRADE 2 NATIONAL HUNT WINNERS

| Date | Horse | Racecourse | Race Title |
|-----------|---------------------|--------------|---|
| 25-Jan-14 | Annie Power (IRE) | DONCASTER | OLBG.com Mares' H'dle (Registered As The Doncaster Mares' Hurdle Race) |
| 11-Mar-14 | Quevega (FR) | CHELTENHAM | OLBG Mares' H'dle (Registered As The David Nicholson Mares' Hurdle Race) |
| 26-Apr-14 | Un De Sceaux (FR) | AUTEUIL | Prix Leon Rambaud (Hurdle) |
| 18-May-14 | Thousand Stars (FR) | AUTEUIL | Prix La Barka (Hurdle) |
| 22-Nov-14 | Faugheen (IRE) | ASCOT | Coral H'dle (Registered As The Ascot Hurdle Race) |
| 27-Dec-14 | Special Tiara (GB) | KEMPTON PARK | williamhill.com Desert Orchid S'chase |

OVERSEAS GRADE 3 NATIONAL HUNT WINNERS

| Date | Horse | Racecourse | Race Title |
|-----------|-------------------|------------|---|
| 14-Mar-14 | Savello (IRE) | CHELTENHAM | Johnny Henderson Grand Annual S'chase Challenge Cup(H'cap) |
| 29-Mar-14 | Un De Sceaux (FR) | AUTEUIL | Prix Hypothese (Hurdle) |
| 20-Dec-14 | Bayan (IRE) | ASCOT | Ladbroke (H'cap H'dle) |

OVERSEAS LISTED NATIONAL HUNT WINNERS

| Date | Horse | Racecourse | Race Title |
|-----------|-------------------------|--------------|--|
| 11-Jan-14 | Glens Melody (IRE) | WARWICK | Levy Board Warwick Mares' H'dle |
| 08-Feb-14 | Glens Melody (IRE) | WARWICK | OLBG.com Mares' H'dle |
| 01-Mar-14 | Maggio (FR) | KELSO | Best Odds Guaranteed At Totepool.com Premier S'chase |
| 08-Mar-14 | Gaillimh A Chroi (IRE) | SANDOWN PARK | E.B.F. Stallions/TBA Mares' Standard Open National Hunt Flat Race |
| 29-Nov-14 | Carrigmoorna Rock (IRE) | NEWBURY | Thoroughbred Breeders' Association Mares' Novice H'dle |

OVERSEAS GROUP 1 FLAT WINNERS

| Date | Horse | Racecourse | Race Title |
|-----------|-------------------------|----------------|--|
| 29-Mar-14 | Gordon Lord Byron (IRE) | ROSEHILL | George Ryder Stakes |
| 07-Jun-14 | Australia (GB) | EPSOM DOWNS | Investec Derby |
| 17-Jun-14 | Sole Power (GB) | ASCOT | King's Stand Stakes |
| 19-Jun-14 | Leading Light (IRE) | ASCOT | Gold Cup |
| 21-Jun-14 | Slade Power (IRE) | ASCOT | Diamond Jubilee Stakes |
| 12-Jul-14 | Slade Power (IRE) | NEWMARKET | Darley July Cup |
| 16-Aug-14 | Adelaide (IRE) | ARLINGTON PARK | Secretariat Stakes |
| 20-Aug-14 | Australia (GB) | YORK | Juddmonte International Stakes |
| 21-Aug-14 | Tapestry (IRE) | YORK | Darley Yorkshire Oaks |
| 22-Aug-14 | Sole Power (GB) | YORK | Coolmore Nunthorpe Stakes |
| 05-Oct-14 | Found (IRE) | LONGCHAMP | Total Prix Marcel Boussac - Criterium Des Pouliches |
| 17-Oct-14 | Together Forever (IRE) | NEWMARKET | Dubai Fillies' Mile |
| 25-Oct-14 | Adelaide (IRE) | MOONEE VALLEY | Sportingbet Cox Plate |

OVERSEAS GROUP 2 FLAT WINNERS

| Date | Horse | Racecourse | Race Title |
|-----------|--------------------------|------------|--|
| 29-Mar-14 | Certerach (IRE) | MEYDAN | Dubai Gold Cup |
| 14-May-14 | Maarek (GB) | YORK | Duke Of York Clipper Logistics Stakes |
| 18-Jun-14 | Anthem Alexander (IRE) | ASCOT | Queen Mary Stakes |
| 19-Jun-14 | Bracelet (IRE) | ASCOT | Ribblesdale Stakes |
| 30-Jul-14 | Highland Reel (IRE) | GOODWOOD | Veuve Clicquot Vintage Stakes |
| 22-Aug-14 | Pale Mimosa (IRE) | YORK | Weatherbys Hamilton Insurance Lonsdale Cup |
| 12-Sep-14 | Agnes Stewart (IRE) | DONCASTER | John Smith's Extra Smooth May Hill Stakes |
| 13-Sep-14 | Ansgar (IRE) | DONCASTER | OLBG Park Stakes |
| 14-Sep-14 | Ruler Of The World (IRE) | LONGCHAMP | Qatar Prix Foy |
| 26-Sep-14 | Lucida (IRE) | NEWMARKET | Shadwell Rockfel Stakes |
| 18-Oct-14 | Forgotten Rules (IRE) | ASCOT | Qipco British Champions Long Distance Cup |
| 18-Oct-14 | Gordon Lord Byron (IRE) | ASCOT | Qipco British Champions Sprint Stakes |

OVERSEAS GROUP 3 FLAT WINNERS

| Date | Horse | Racecourse | Race Title |
|-----------|--------------------|------------|--|
| 13-Feb-14 | Russian Soul (IRE) | MEYDAN | Al Shindagha Sprint |
| 03-May-14 | Sole Power (GB) | NEWMARKET | Pearl Bloodstock Palace House Stakes |
| 08-May-14 | Orchestra (IRE) | CHESTER | MBNA Chester Vase |
| 18-Jun-14 | Mustajeeb (GB) | ASCOT | Jersey Stakes |
| 31-Jul-14 | Missunited (IRE) | GOODWOOD | Sterling Insurance Lillie Langtry Stakes |
| 24-Aug-14 | Ansgar (IRE) | GOODWOOD | Doom Bar Supreme Stakes |

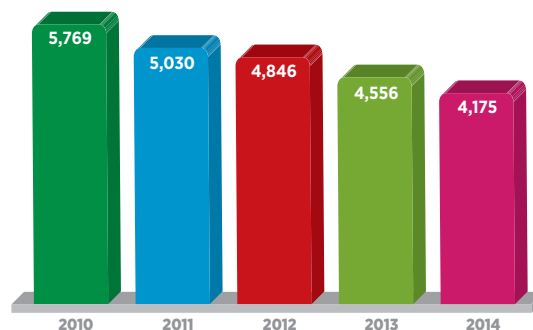
OVERSEAS LISTED FLAT WINNERS

| Date | Horse | Racecourse | Race Title |
|-----------|--------------------|------------|--|
| 09-May-14 | Kingfisher (IRE) | CHESTER | Betfair Cash Out Dee Stakes |
| 31-May-14 | Ralston Road (IRE) | YORK | Stowe Family Law LLP Grand Cup |
| 10-Jul-14 | Table Rock (IRE) | NEWMARKET | Hastings Direct Sir Henry Cecil Stakes |

HORSES IN TRAINING 2014

AVG. NO. OF HORSES IN TRAINING

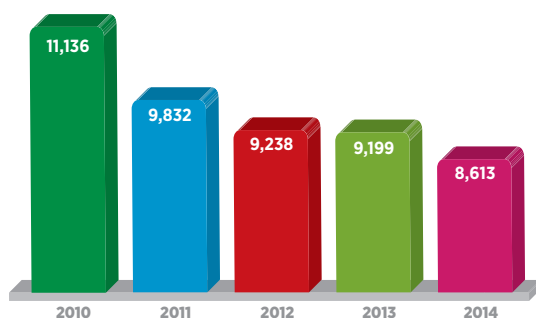
| AGE | 2010 | 2011 | 2012 | 2013 | 2014 |
|--------------|--------------|--------------|--------------|--------------|--------------|
| 2yo | 462 | 475 | 430 | 426 | 480 |
| 3yo | 672 | 619 | 650 | 547 | 561 |
| 4yo | 706 | 657 | 651 | 627 | 527 |
| 5yo | 1,020 | 842 | 788 | 797 | 720 |
| 6yo+ | 2,909 | 2,437 | 2,327 | 2,159 | 1,887 |
| Total | 5,769 | 5,030 | 4,846 | 4,556 | 4,175 |



TOTAL NUMBER OF HORSES RETURNED IN TRAINING 2010 - 2014

| | 2010 | 2011 | 2012 | 2013 | 2014 |
|--------------|---------------|--------------|--------------|--------------|--------------|
| Total | 11,136 | 9,832 | 9,238 | 9,199 | 8,613 |

*This figure counts each individual horse that was returned in training during the calendar year.



AVERAGE NO. OF COLTS IN TRAINING 2010 - 2014

| Age | 2010 | 2011 | 2012 | 2013 | 2014 |
|--------------|------------|------------|------------|------------|------------|
| 2yo | 193 | 212 | 203 | 195 | 209 |
| 3yo | 163 | 129 | 163 | 143 | 141 |
| 4yo | 44 | 40 | 26 | 37 | 36 |
| 5yo | 21 | 9 | 11 | 8 | 12 |
| 6yo+ | 13 | 9 | 13 | 11 | 4 |
| Total | 434 | 399 | 416 | 394 | 402 |

AVERAGE NO. OF FILLIES IN TRAINING 2010 - 2014

| Age | 2010 | 2011 | 2012 | 2013 | 2014 |
|--------------|--------------|--------------|--------------|--------------|--------------|
| 2yo | 232 | 210 | 193 | 189 | 227 |
| 3yo | 357 | 320 | 295 | 266 | 259 |
| 4yo | 277 | 250 | 260 | 194 | 197 |
| 5yo | 346 | 277 | 250 | 251 | 203 |
| 6yo+ | 747 | 625 | 583 | 526 | 459 |
| Total | 1,959 | 1,683 | 1,581 | 1,426 | 1,345 |

AVERAGE NO. OF GELDINGS IN TRAINING 2010 - 2014

| Age | 2010 | 2011 | 2012 | 2013 | 2014 |
|--------------|--------------|--------------|--------------|--------------|--------------|
| 2yo | 36 | 53 | 34 | 42 | 44 |
| 3yo | 153 | 171 | 193 | 138 | 161 |
| 4yo | 385 | 367 | 366 | 397 | 294 |
| 5yo | 653 | 556 | 528 | 539 | 505 |
| 6yo+ | 2,149 | 1,801 | 1,731 | 1,622 | 1,424 |
| Total | 3,376 | 2,948 | 2,852 | 2,738 | 2,428 |



OWNERSHIP 2014



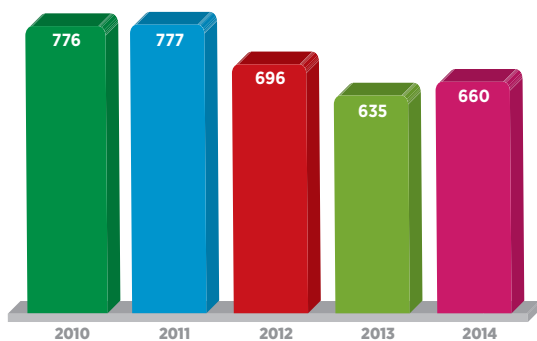
RACEHORSE OWNERSHIP 2010 - 2014*

| Type of Ownership | 2010 | 2011 | 2012 | 2013 | 2014 |
|-------------------|--------------|--------------|--------------|--------------|--------------|
| Sole Owner | 3,952 | 3,704 | 3,457 | 3,289 | 3,108 |
| Syndicates | 989 | 794 | 659 | 588 | 508 |
| Companies | 50 | 56 | 48 | 46 | 58 |
| Clubs | 32 | 33 | 31 | 30 | 32 |
| Total | 5,023 | 4,587 | 4,195 | 3,953 | 3,706 |

*Owners are considered active if they had at least one race entry in the calendar year.

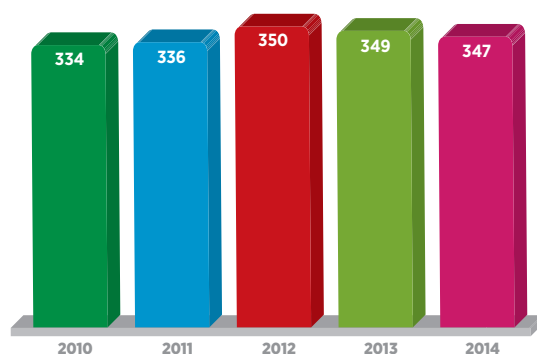
**The ownership figures for 2009 onwards have been amended from previous editions to account for all partnership members and active owners

NEW OWNERS REGISTERED 2010 - 2014

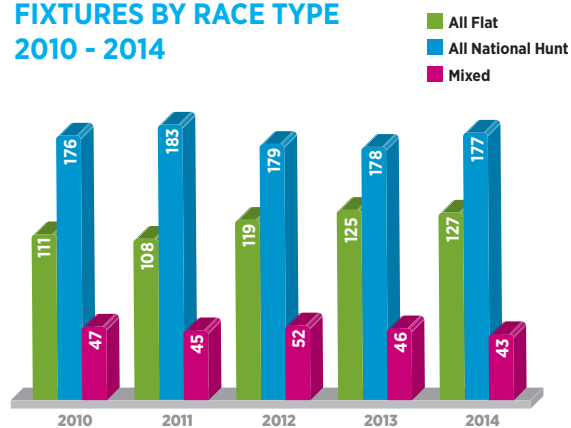


FIXTURES 2014

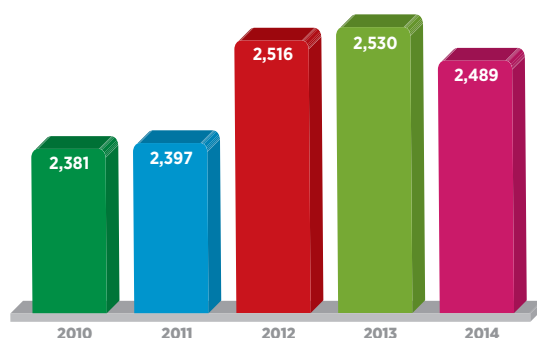
NUMBER OF FIXTURES 2010 - 2014



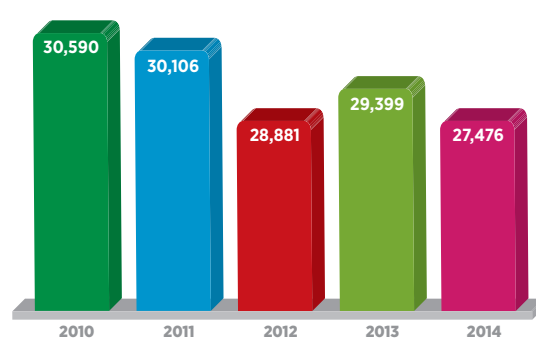
FIXTURES BY RACE TYPE
2010 - 2014



NUMBER OF RACES 2010 - 2014



NUMBER OF RUNNERS 2010 - 2014



NUMBER OF FIXTURES PER MONTH 2010 - 2014

| | 2010 | 2011 | 2012 | 2013 | 2014 |
|--------------|------------|------------|------------|------------|------------|
| January | 15 | 17 | 19 | 18 | 20 |
| February | 19 | 15 | 19 | 18 | 17 |
| March | 19 | 19 | 24 | 21 | 22 |
| April | 28 | 28 | 28 | 31 | 30 |
| May | 37 | 38 | 36 | 37 | 35 |
| June | 36 | 33 | 32 | 33 | 33 |
| July | 38 | 41 | 38 | 38 | 40 |
| August | 41 | 38 | 38 | 39 | 40 |
| September | 27 | 29 | 32 | 29 | 28 |
| October | 35 | 28 | 31 | 33 | 33 |
| November | 21 | 23 | 27 | 27 | 27 |
| December | 18 | 27 | 26 | 25 | 22 |
| Total | 334 | 336 | 350 | 349 | 347 |



NUMBER OF FIXTURES BY WEEKDAY 2010 - 2014

| | 2010 | 2011 | 2012 | 2013 | 2014 |
|--------------|------------|------------|------------|------------|------------|
| Sunday | 80 | 78 | 75 | 68 | 78 |
| Monday | 32 | 35 | 37 | 32 | 34 |
| Tuesday | 26 | 20 | 27 | 32 | 24 |
| Wednesday | 43 | 38 | 43 | 42 | 38 |
| Thursday | 49 | 55 | 51 | 53 | 48 |
| Friday | 54 | 57 | 64 | 67 | 68 |
| Saturday | 50 | 53 | 53 | 55 | 57 |
| Total | 334 | 336 | 350 | 349 | 347 |

NUMBER OF DIVIDED RACES 2010 - 2014

| Race Type | 2010 | 2011 | 2012 | 2013 | 2014 |
|-------------------|-----------|-----------|-----------|-----------|-----------|
| Flat Handicap | 13 | 21 | 43 | 39 | 17 |
| Flat Maiden | 3 | 3 | 3 | 1 | 0 |
| Hurdle W.F.A. | 0 | 0 | 0 | 0 | 0 |
| Handicap Hurdle | 4 | 14 | 11 | 11 | 4 |
| Maiden Hurdle | 6 | 12 | 2 | 2 | 2 |
| Bumper | 3 | 2 | 3 | 6 | 0 |
| Handicap S'chase | 0 | 0 | 1 | 1 | 0 |
| Beginners S'chase | 3 | 1 | 4 | 1 | 0 |
| Total | 32 | 53 | 67 | 61 | 23 |

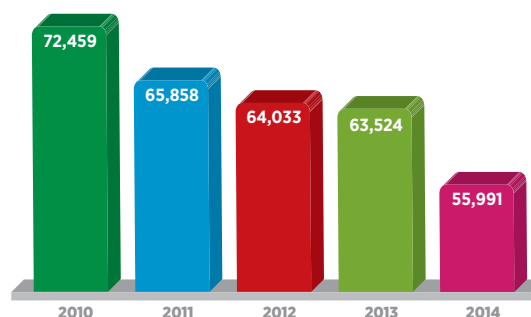
NUMBER OF RACES BY PRIZE-MONEY BANDS 2010- 2014

| Prize-money Bracket € | 2010 | 2011 | 2012 | 2013 | 2014 |
|-----------------------|--------------|--------------|--------------|--------------|--------------|
| < €25,000 | 2,042 | 2,063 | 2,186 | 2,198 | 2,144 |
| € 25,000 - €49,999 | 184 | 188 | 178 | 158 | 159 |
| € 50,000 - €99,999 | 114 | 114 | 119 | 120 | 118 |
| € 100,000 - €249,999 | 34 | 25 | 26 | 47 | 57 |
| € 250,000 - €499,999 | 5 | 5 | 5 | 5 | 9 |
| € 500,000 + | 2 | 2 | 2 | 2 | 2 |
| Total | 2,381 | 2,397 | 2,516 | 2,530 | 2,489 |

ENTRIES AND RUNNERS 2014

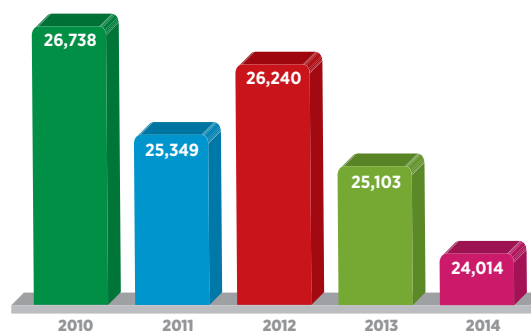
TOTAL ENTRIES 2010 - 2014

| Year | Fixtures | Number of Races | Entries | Avg. No. Entries per race |
|------|----------|-----------------|---------|---------------------------|
| 2010 | 334 | 2,381 | 72,459 | 30.4 |
| 2011 | 336 | 2,397 | 65,858 | 27.5 |
| 2012 | 350 | 2,516 | 64,033 | 25.5 |
| 2013 | 349 | 2,530 | 63,524 | 25.1 |
| 2014 | 347 | 2,489 | 55,991 | 22.5 |



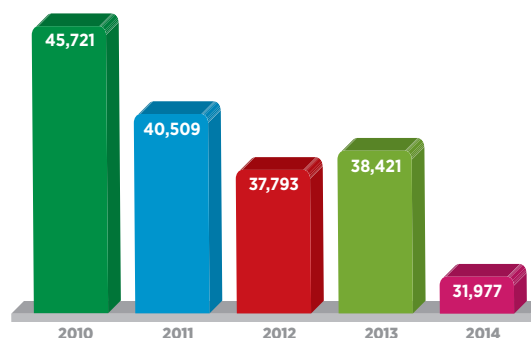
TOTAL FLAT ENTRIES 2010 - 2014

| Year | Number of Races | Entries | Avg. No. Entries per race |
|------|-----------------|---------|---------------------------|
| 2010 | 993 | 26,738 | 26.9 |
| 2011 | 951 | 25,349 | 26.7 |
| 2012 | 1,084 | 26,240 | 24.2 |
| 2013 | 1,104 | 25,103 | 22.7 |
| 2014 | 1,087 | 24,014 | 22.1 |

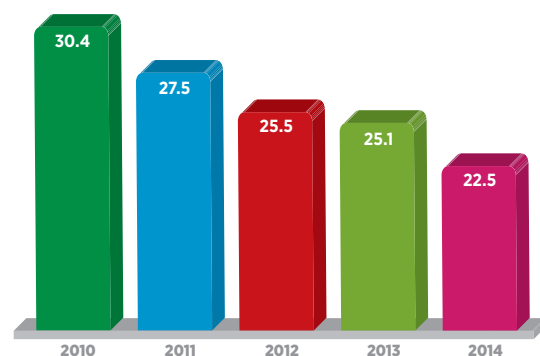


TOTAL NATIONAL HUNT ENTRIES 2010 - 2014

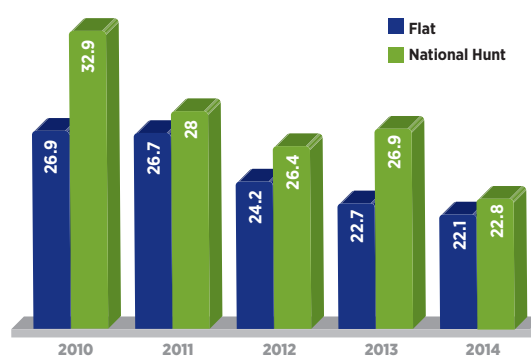
| Year | Number of Races | Entries | Avg. No. Entries per race |
|------|-----------------|---------|---------------------------|
| 2010 | 1,388 | 45,721 | 32.9 |
| 2011 | 1,446 | 40,509 | 28 |
| 2012 | 1,432 | 37,793 | 26.4 |
| 2013 | 1,426 | 38,421 | 26.9 |
| 2014 | 1,402 | 31,977 | 22.8 |



AVERAGE NUMBER OF ENTRIES PER RACE 2010 - 2014



AVERAGE NUMBER OF FLAT & NH ENTRIES PER RACE 2010 - 2014

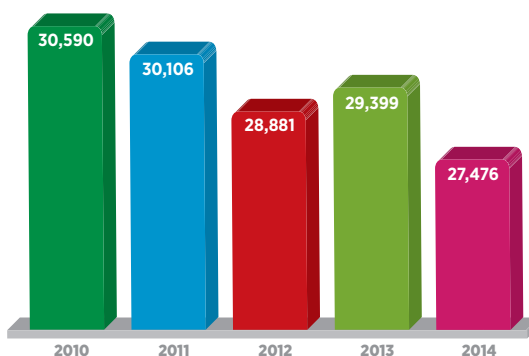


ENTRIES BY RACE TYPE 2014

| Race Type | No. of Races | Total Entries | Avg. No. Entries per race |
|--------------------|--------------|---------------|---------------------------|
| Flat WFA | 208 | 4,879 | 23.5 |
| Flat Handicap | 543 | 12,209 | 22.5 |
| Flat Maiden | 336 | 6,926 | 20.6 |
| Hurdle WFA | 90 | 1,228 | 13.6 |
| Handicap Hurdle | 325 | 9,095 | 28.0 |
| Maiden Hurdle | 307 | 8,471 | 27.6 |
| Novice Hurdle | 62 | 937 | 15.1 |
| S'chase WFA | 57 | 776 | 13.6 |
| H'cap Steeplechase | 167 | 3,651 | 21.9 |
| Beginners S'chase | 133 | 2,586 | 19.4 |
| Novice S'chase | 45 | 577 | 12.8 |
| Hunters S'chase | 23 | 400 | 17.4 |
| INH Flat Bumper | 193 | 4,256 | 22.1 |
| Total | 2,489 | 55,991 | 22.5 |

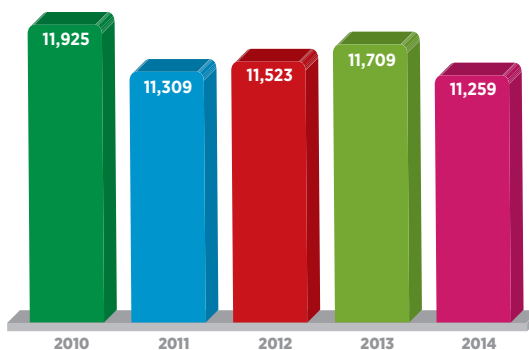
NUMBER OF RUNNERS 2010 - 2014

| Year | Races | Runners | Average Runners |
|------|-------|---------|-----------------|
| 2010 | 2,381 | 30,590 | 12.8 |
| 2011 | 2,397 | 30,106 | 12.6 |
| 2012 | 2,516 | 28,881 | 11.5 |
| 2013 | 2,530 | 29,399 | 11.6 |
| 2014 | 2,489 | 27,476 | 11.0 |



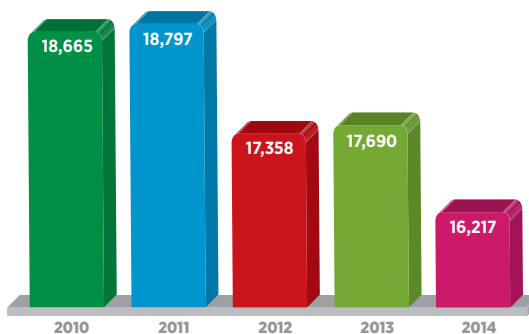
TOTAL FLAT RUNNERS 2010 - 2014

| Year | Races | Runners | Average Runners |
|------|-------|---------|-----------------|
| 2010 | 993 | 11,925 | 12.0 |
| 2011 | 951 | 11,309 | 11.9 |
| 2012 | 1,084 | 11,523 | 10.6 |
| 2013 | 1,104 | 11,709 | 10.6 |
| 2014 | 1,087 | 11,259 | 10.4 |

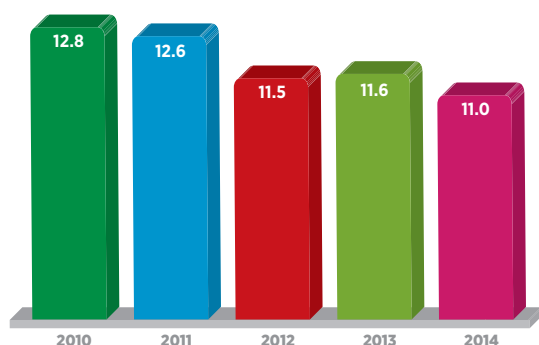


TOTAL N.H. RUNNERS 2010 - 2014

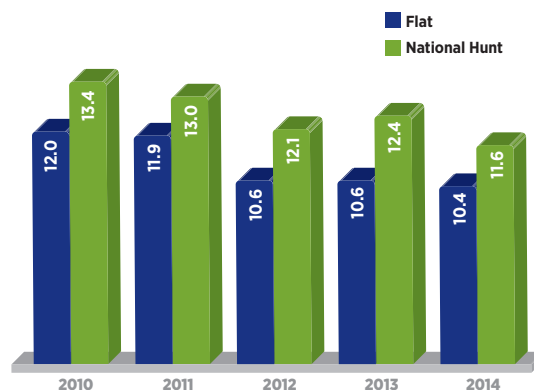
| Year | Races | Runners | Average Runners |
|------|-------|---------|-----------------|
| 2010 | 1,388 | 18,665 | 13.4 |
| 2011 | 1,446 | 18,797 | 13.0 |
| 2012 | 1,432 | 17,358 | 12.1 |
| 2013 | 1,426 | 17,690 | 12.4 |
| 2014 | 1,402 | 16,217 | 11.6 |



AVERAGE NUMBER OF RUNNERS PER RACE 2010 - 2014



AVERAGE NUMBER OF FLAT AND NH RUNNERS PER RACE 2010 - 2014



AVERAGE NUMBER OF ENTRIES PER RACE CATEGORY 2010 - 2014

| | Flat | Hurdle | Chase | Bumper |
|------|------|--------|-------|--------|
| 2010 | 26.9 | 37.2 | 26.1 | 30.8 |
| 2011 | 26.7 | 30.7 | 23.8 | 26.1 |
| 2012 | 24.2 | 28.5 | 22.6 | 26.0 |
| 2013 | 22.7 | 28.9 | 22.6 | 28.4 |
| 2014 | 22.1 | 25.2 | 18.8 | 22.1 |

AVERAGE NUMBER OF RUNNERS PER RACE CATEGORY 2010 - 2014

| | Flat | Hurdle | Chase | Bumper |
|------|------|--------|-------|--------|
| 2010 | 12 | 14.4 | 11.8 | 13.3 |
| 2011 | 11.9 | 13.8 | 11.6 | 12.6 |
| 2012 | 10.6 | 12.8 | 10.9 | 11.9 |
| 2013 | 10.6 | 13.1 | 10.8 | 13.1 |
| 2014 | 10.4 | 12.5 | 10.1 | 11.0 |

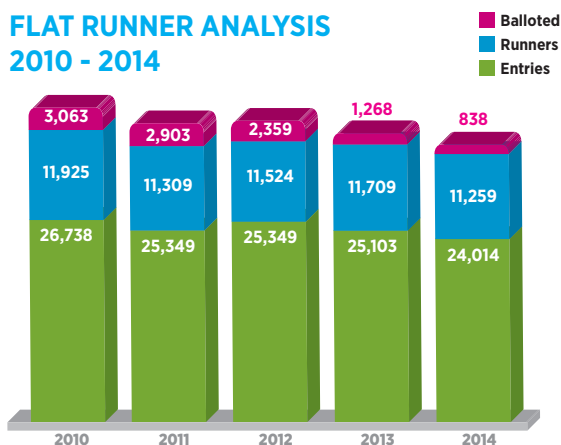
RUNNERS / WINNERS / PLACINGS

| | 2010 | 2011 | 2012 | 2013 | 2014 |
|--------------------|-------|-------|-------|-------|-------|
| Individual Runners | 8,027 | 7,630 | 7,176 | 7,114 | 6,690 |
| Number Winners | 1,726 | 1,703 | 1,749 | 1,796 | 1,763 |
| % Winners | 22% | 22% | 24% | 25% | 26% |
| Number of Placed | 3,951 | 3,858 | 3,893 | 3,902 | 3,811 |
| % Placed | 49% | 51% | 54% | 55% | 57% |

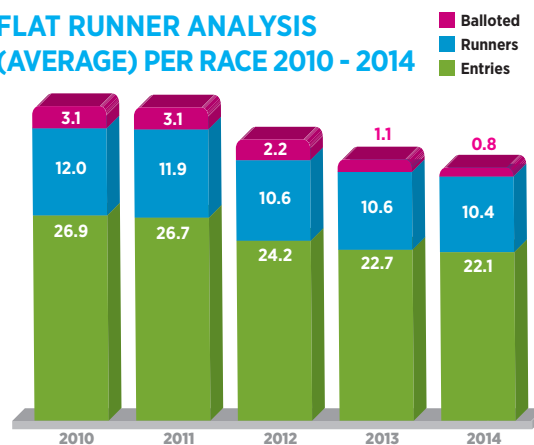
FLAT RACE ANALYSIS 2010 - 2014

| Year | Races | Entries | (Avg) | Runners | (Avg) | Balloted | (Avg) |
|------|-------|---------|-------|---------|-------|----------|-------|
| 2010 | 993 | 26,738 | 26.9 | 11,925 | 12.0 | 3,063 | 3.1 |
| 2011 | 951 | 25,349 | 26.7 | 11,309 | 11.9 | 2,903 | 3.1 |
| 2012 | 1,084 | 26,240 | 24.2 | 11,523 | 10.6 | 2,395 | 2.2 |
| 2013 | 1,104 | 25,103 | 22.7 | 11,709 | 10.6 | 1,268 | 1.1 |
| 2014 | 1,087 | 24,014 | 22.1 | 11,259 | 10.4 | 838 | 0.8 |

FLAT RUNNER ANALYSIS 2010 - 2014



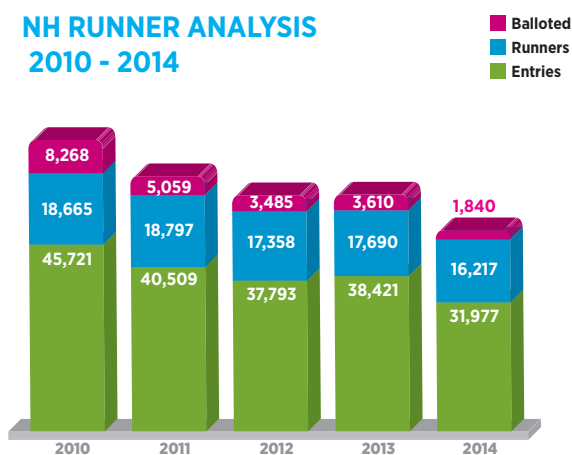
FLAT RUNNER ANALYSIS (AVERAGE) PER RACE 2010 - 2014



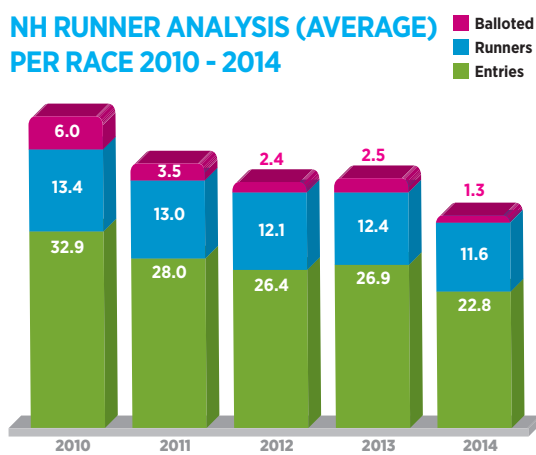
NH RACE ANALYSIS 2010 - 2014

| Year | Races | Entries (Avg) | Runners (Avg) | Balloted (Avg) |
|------|-------|---------------|---------------|----------------|
| 2010 | 1,388 | 45,721 | 18,665 | 8,268 |
| 2011 | 1,446 | 40,509 | 18,797 | 5,059 |
| 2012 | 1,432 | 37,793 | 17,358 | 3,485 |
| 2013 | 1,426 | 38,421 | 17,690 | 3,610 |
| 2014 | 1,402 | 31,977 | 16,217 | 1,840 |

NH RUNNER ANALYSIS 2010 - 2014



NH RUNNER ANALYSIS (AVERAGE) PER RACE 2010 - 2014



RUNNER ANALYSIS BY RACE TYPE 2010

| Flat | Type | Races | Entries (Average) | Runners (Average) | Balloted (Average) |
|------|--------------|------------|-------------------|-------------------|--------------------|
| | WFA | 195 | 4,918 | 1,649 | 32 |
| | H'cap | 484 | 14,430 | 6,636 | 2,638 |
| | M'dn | 314 | 7,390 | 3,640 | 393 |
| | Total | 993 | 26,738 | 11,925 | 3,063 |

| N.H. | Type | Races | Entries (Average) | Runners (Average) | Balloted (Average) |
|------|--------------|--------------|-------------------|-------------------|--------------------|
| | Hurdle | 770 | 28,650 | 11,059 | 6,342 |
| | Chase | 414 | 10,789 | 4,886 | 1,197 |
| | Bumper | 204 | 6,282 | 2,720 | 729 |
| | Total | 1,388 | 45,721 | 18,665 | 8,268 |

RUNNER ANALYSIS BY RACE TYPE 2011

| Flat | Type | Races | Entries | (Average) | Runners | (Average) | Balloted | (Average) |
|------|--------------|------------|---------------|-------------|---------------|-------------|--------------|------------|
| | WFA | 191 | 5,049 | 26.4 | 1,582 | 8.3 | 47 | 0.2 |
| | H'cap | 465 | 13,118 | 28.2 | 6,189 | 13.3 | 2,424 | 5.2 |
| | M'dn | 295 | 7,182 | 24.3 | 3,538 | 12.0 | 432 | 1.5 |
| | Total | 951 | 25,349 | 26.7 | 11,309 | 11.9 | 2,903 | 3.1 |

| N.H. | Type | Races | Entries | (Average) | Runners | (Average) | Balloted | (Average) |
|------|--------------|--------------|---------------|-------------|---------------|-------------|--------------|------------|
| | Hurdle | 815 | 25,044 | 30.7 | 10,741 | 13.2 | 3,657 | 4.5 |
| | Chase | 428 | 10,176 | 23.8 | 4,216 | 9.9 | 986 | 2.3 |
| | Bumper | 203 | 5,289 | 26.1 | 2,551 | 12.6 | 416 | 2.0 |
| | Total | 1,446 | 40,509 | 28.0 | 18,797 | 13.0 | 5,059 | 3.5 |

RUNNER ANALYSIS BY RACE TYPE 2012

| Flat | Type | Races | Entries | (Average) | Runners | (Average) | Balloted | (Average) |
|------|--------------|--------------|---------------|-------------|---------------|-------------|--------------|------------|
| | WFA | 197 | 4,883 | 24.8 | 1,445 | 7.3 | 19 | 0.1 |
| | H'cap | 555 | 13,975 | 25.2 | 6,582 | 11.9 | 2,028 | 3.7 |
| | M'dn | 332 | 7,382 | 22.2 | 3,496 | 10.5 | 348 | 1.0 |
| | Total | 1,084 | 26,240 | 24.2 | 11,523 | 10.6 | 2,395 | 2.2 |

| N.H. | Type | Races | Entries | (Average) | Runners | (Average) | Balloted | (Average) |
|------|--------------|--------------|---------------|-------------|---------------|-------------|--------------|------------|
| | Hurdle | 809 | 23,028 | 28.5 | 10,353 | 12.8 | 2,555 | 3.2 |
| | Chase | 420 | 9,493 | 22.6 | 4,590 | 10.9 | 699 | 1.7 |
| | Bumper | 203 | 5,272 | 26.0 | 2,414 | 11.9 | 231 | 1.1 |
| | Total | 1,432 | 37,793 | 26.4 | 17,358 | 12.1 | 3,485 | 2.4 |

RUNNER ANALYSIS BY RACE TYPE 2013

| Flat | Type | Races | Entries | (Average) | Runners | (Average) | Balloted | (Average) |
|------|--------------|--------------|---------------|-------------|---------------|-------------|--------------|------------|
| | WFA | 207 | 4,865 | 23.5 | 1,565 | 7.6 | 9 | 0.0 |
| | H'cap | 561 | 13,252 | 23.6 | 6,706 | 12.0 | 1,168 | 2.1 |
| | M'dn | 336 | 6,986 | 20.8 | 3,438 | 10.2 | 91 | 0.3 |
| | Total | 1,104 | 25,103 | 22.7 | 11,709 | 10.6 | 1,268 | 1.1 |

| N.H. | Type | Races | Entries | (Average) | Runners | (Average) | Balloted | (Average) |
|------|--------------|--------------|---------------|-------------|---------------|-------------|--------------|------------|
| | Hurdle | 803 | 23,218 | 28.9 | 10,513 | 13.1 | 2,687 | 3.3 |
| | Chase | 428 | 9,659 | 22.6 | 4,630 | 10.8 | 542 | 1.3 |
| | Bumper | 195 | 5,544 | 28.4 | 2,547 | 13.1 | 381 | 2.0 |
| | Total | 1,426 | 38,421 | 26.9 | 17,690 | 12.4 | 3,610 | 2.5 |

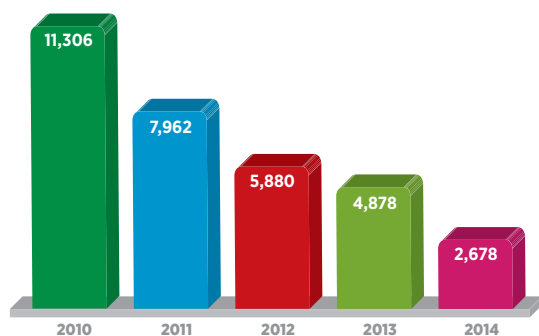
RUNNER ANALYSIS BY RACE TYPE 2014

| Flat | Type | Races | Entries | (Average) | Runners | (Average) | Balloted | (Average) |
|------|--------------|--------------|---------------|-------------|---------------|-------------|------------|------------|
| | WFA | 208 | 4,879 | 23.5 | 1,536 | 7.4 | 19 | 0.1 |
| | H'cap | 543 | 12,209 | 22.5 | 6,355 | 11.7 | 757 | 1.4 |
| | M'dn | 336 | 6,926 | 20.6 | 3,368 | 10.0 | 62 | 0.2 |
| | Total | 1,087 | 24,014 | 22.1 | 11,259 | 10.4 | 838 | 0.8 |

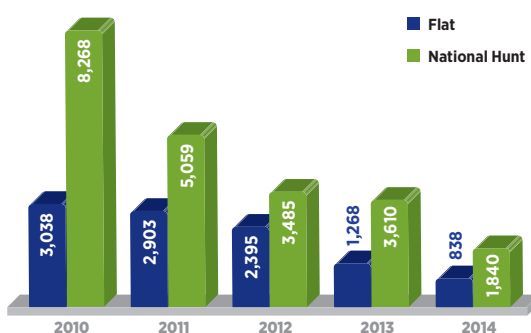
| N.H. | Type | Races | Entries | (Average) | Runners | (Average) | Balloted | (Average) |
|------|--------------|--------------|---------------|-------------|---------------|-------------|--------------|------------|
| | Hurdle | 784 | 19,731 | 25.2 | 9,788 | 12.5 | 1,496 | 1.9 |
| | Chase | 425 | 7,990 | 18.8 | 4,313 | 10.1 | 229 | 0.5 |
| | Bumper | 193 | 4,256 | 22.1 | 2,116 | 11.0 | 115 | 0.6 |
| | Total | 1,402 | 31,977 | 22.8 | 16,217 | 11.6 | 1,840 | 1.3 |

BALLOTING 2014

BALLOTING 2010 - 2014



FLAT & N.H. BALLOTING 2010 - 2014



TOTAL NUMBER OF BALLOTS PER RACE CATEGORY 2010 - 2014

| | 2010 | 2011 | 2012 | 2013 | 2014 |
|-------------------|---------------|--------------|--------------|--------------|--------------|
| Flat WFA | 32 | 47 | 19 | 9 | 19 |
| Flat H'Cap | 2,663 | 2,424 | 2,028 | 1,168 | 757 |
| Flat M'dn | 393 | 432 | 348 | 91 | 62 |
| Hurdle WFA | 13 | 4 | 3 | 0 | 0 |
| H'cap Hurdle | 3,186 | 1,903 | 1,562 | 1,584 | 816 |
| M'dn Hurdle | 3,143 | 1,750 | 990 | 1,103 | 680 |
| S'chase WFA | 0 | 0 | 1 | 0 | 0 |
| H'cap S'chase | 464 | 438 | 298 | 390 | 162 |
| Beginners S'chase | 682 | 506 | 370 | 124 | 57 |
| Hunters S'chase | 51 | 42 | 30 | 28 | 10 |
| INH Flat Race | 729 | 416 | 231 | 381 | 115 |
| Total | 11,356 | 7,962 | 5,880 | 4,878 | 2,678 |

AVERAGE NUMBER OF BALLOTS PER RACE CATEGORY 2010 - 2014

| | 2010 | 2011 | 2012 | 2013 | 2014 |
|-------------------|------|------|------|------|------|
| Flat WFA | 0.2 | 0.2 | 0.1 | 0.04 | 0.09 |
| Flat H'cap | 5.5 | 5.2 | 3.7 | 2.10 | 1.39 |
| Flat M'dn | 1.3 | 1.5 | 1.0 | 0.27 | 0.18 |
| Hurdle WFA | 0.1 | 0.02 | 0.0 | 0.00 | 0.00 |
| H'cap Hurdle | 10.9 | 6.0 | 4.9 | 4.80 | 2.51 |
| M'dn Hurdle | 10.5 | 5.5 | 3.1 | 3.60 | 2.21 |
| S'chase WFA | 0 | 0 | 0.0 | 0.00 | 0.00 |
| H'cap S'chase | 3 | 2.8 | 1.9 | 2.39 | 0.97 |
| Beginners S'chase | 5.3 | 3.7 | 2.7 | 0.91 | 0.43 |
| Hunters S'chase | 2.3 | 1.7 | 1.3 | 0.96 | 0.43 |
| INH Flat Race | 3.6 | 2.0 | 1.1 | 1.95 | 0.60 |



% OF ENTERED HORSES BALLOTTED OUT BY RACE CATEGORY 2010 - 2014

| | 2010 | 2011 | 2012 | 2013 | 2014 |
|-------------------|------|------|------|-------|------|
| Flat WFA | 0.7 | 0.9 | 0.4 | 0.18 | 0.39 |
| Flat H'cap | 18.5 | 18.5 | 14.5 | 8.81 | 6.20 |
| Flat M'dn | 5.3 | 6 | 4.7 | 1.30 | 0.90 |
| Hurdle WFA | 0.4 | 0.1 | 0.1 | 0.00 | 0.00 |
| H'cap Hurdle | 25.5 | 16.9 | 14.8 | 14.32 | 8.97 |
| M'dn Hurdle | 24.4 | 16.1 | 10.4 | 11.64 | 8.03 |
| S'chase WFA | 0 | 0 | 0.1 | 0.00 | 0.00 |
| H'cap S'chase | 11.1 | 10.5 | 7.6 | 8.91 | 4.44 |
| Beginners S'chase | 15.7 | 12.9 | 10.5 | 3.85 | 2.20 |
| Hunters S'chase | 8.6 | 7.4 | 5.6 | 5.22 | 2.50 |
| INH Flat Race | 11.6 | 7.9 | 4.4 | 6.87 | 2.70 |

PRIZE-MONEY 2014

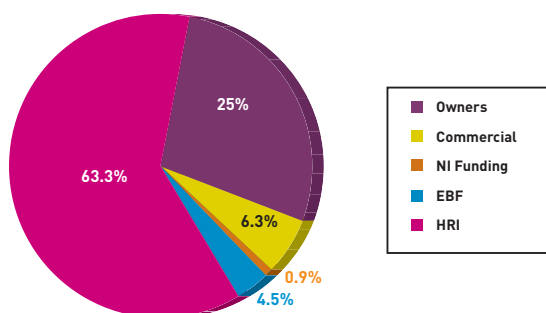
PRIZE-MONEY VALUES 2010-2014

| Year | FLAT €'000 | N.H. €'000 | TOTAL €'000 | % +/- |
|------|---------------|---------------|----------------|--------|
| 2010 | 22,835 | 23,178 | 46,013 | -13.0% |
| 2011 | 21,263 | 23,133 | 44,396 | -3.5% |
| 2012 | 21,982 | 22,889 | 44,871 | 1.1% |
| 2013 | 22,882 | 23,104 | 45,986 | 2.5% |
| 2014 | 24,713 | 23,892 | 48,605 | 5.7% |

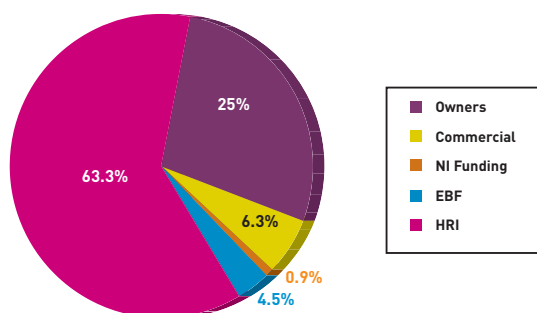
These figures exclude point-to-point prize-money



SOURCE OF PRIZE-MONEY 2013



SOURCE OF PRIZE-MONEY 2014



SOURCES OF PRIZE-MONEY 2007 - 2014

| Year | Owners €'000 | Commercial €'000 | NI Funding €'000 | EBF €'000 | HRI €'000 | Total €'000 |
|------|-----------------|---------------------|---------------------|--------------|--------------|----------------|
| 2010 | 12,321 | 3,024 | 399 | 1,942 | 28,327 | 46,013 |
| 2011 | 11,132 | 2,813 | 403 | 1,995 | 28,054 | 44,396 |
| 2012 | 10,957 | 3,665 | 414 | 1,786 | 28,049 | 44,871 |
| 2013 | 11,269 | 3,723 | 509 | 1,573 | 28,912 | 45,986 |
| 2014 | 11,884 | 3,956 | 462 | 1,484 | 30,819 | 48,605 |



PRIZE-MONEY CONTRIBUTIONS (€) BY RACECOURSE 2014

| Venue | Meetings | Races | Owners € | Sponsors € | N.I. Funding € | EBF € | HRI € | Prize-money € |
|---------------------|------------|--------------|-------------------|------------------|-------------------|------------------|-------------------|-------------------|
| BALLINROBE | 9 | 66 | 125,715 | 31,600 | 0 | 7,000 | 528,385 | 692,700 |
| BELLEWSTOWN | 5 | 38 | 80,729 | 22,000 | 0 | 12,500 | 299,721 | 414,950 |
| CLONMEL | 12 | 78 | 144,968 | 14,500 | 0 | 23,000 | 654,282 | 836,750 |
| CORK | 18 | 129 | 390,554 | 44,250 | 0 | 78,500 | 1,521,296 | 2,034,600 |
| CURRAGH | 18 | 134 | 3,693,524 | 695,040 | 0 | 265,000 | 4,122,836 | 8,776,400 |
| DOWN ROYAL | 12 | 84 | 211,800 | 20,500 | 320,519 | 32,500 | 654,556 | 1,239,875 |
| DOWNPATRICK | 9 | 64 | 89,122 | 3,000 | 141,750 | 13,000 | 325,128 | 572,000 |
| DUNDALK | 37 | 272 | 408,847 | 980,951 | 0 | 121,500 | 1,438,152 | 2,949,450 |
| FAIRYHOUSE | 20 | 144 | 682,479 | 139,750 | 0 | 82,500 | 2,026,071 | 2,930,800 |
| GALWAY | 12 | 87 | 507,145 | 370,500 | 0 | 63,500 | 1,249,855 | 2,191,000 |
| GOWRAN PARK | 15 | 113 | 312,693 | 35,750 | 0 | 69,500 | 1,293,307 | 1,711,250 |
| KILBEGGAN | 8 | 56 | 103,979 | 24,750 | 0 | 8,500 | 466,896 | 604,125 |
| KILLARNEY | 11 | 78 | 204,811 | 39,250 | 0 | 40,500 | 789,289 | 1,073,850 |
| LAYTOWN | 1 | 6 | 9,745 | 2,500 | 0 | 0 | 42,755 | 55,000 |
| LEOPARDSTOWN | 23 | 164 | 1,898,981 | 600,000 | 0 | 150,500 | 3,994,019 | 6,643,500 |
| LIMERICK | 18 | 126 | 316,520 | 40,250 | 0 | 45,000 | 1,349,880 | 1,751,650 |
| LISTOWEL | 9 | 67 | 222,710 | 179,000 | 0 | 27,000 | 795,790 | 1,224,500 |
| NAAS | 15 | 106 | 353,177 | 76,000 | 0 | 130,000 | 1,493,973 | 2,053,150 |
| NAVAN | 17 | 125 | 390,115 | 33,500 | 0 | 116,000 | 1,563,285 | 2,102,900 |
| PUNCHESTOWN | 17 | 122 | 848,268 | 424,750 | 0 | 55,000 | 2,503,302 | 3,831,320 |
| ROSCOMMON | 9 | 65 | 146,306 | 23,600 | 0 | 30,500 | 525,794 | 726,200 |
| SLIGO | 8 | 57 | 99,123 | 27,000 | 0 | 26,000 | 448,377 | 600,500 |
| THURLES | 11 | 77 | 158,332 | 17,500 | 0 | 39,000 | 666,658 | 881,490 |
| TIPPERARY | 11 | 79 | 234,506 | 68,300 | 0 | 28,000 | 885,245 | 1,216,050 |
| WATERFORD & TRAMORE | 11 | 77 | 119,287 | 25,000 | 0 | 9,000 | 579,263 | 732,550 |
| WEXFORD | 11 | 77 | 130,830 | 16,500 | 0 | 10,000 | 601,230 | 758,560 |
| TOTAL | 347 | 2,491 | 11,884,266 | 3,955,741 | 462,269 | 1,483,500 | 30,819,345 | 48,605,120 |

PRIZE-MONEY CONTRIBUTIONS (%) BY RACECOURSE 2014

| Venue | Meetings | Races | Owners | Sponsors | N.I. Funding | EBF | HRI | Prize-money € |
|---------------------|------------|--------------|--------------|-------------|--------------|-------------|--------------|-------------------|
| BALLINROBE | 9 | 66 | 18.1% | 4.6% | 0.0% | 1.0% | 76.3% | 692,700 |
| BELLEWSTOWN | 5 | 38 | 19.5% | 5.3% | 0.0% | 3.0% | 72.2% | 414,950 |
| CLONMEL | 12 | 78 | 17.3% | 1.7% | 0.0% | 2.7% | 78.2% | 836,750 |
| CORK | 18 | 129 | 19.2% | 2.2% | 0.0% | 3.9% | 74.8% | 2,034,600 |
| CURRAGH | 18 | 134 | 42.1% | 7.9% | 0.0% | 3.0% | 47.0% | 8,776,400 |
| DOWN ROYAL | 12 | 84 | 17.1% | 1.7% | 25.9% | 2.6% | 52.8% | 1,239,875 |
| DOWNPATRICK | 9 | 64 | 15.6% | 0.5% | 24.8% | 2.3% | 56.8% | 572,000 |
| DUNDALK | 37 | 272 | 13.9% | 33.3% | 0.0% | 4.1% | 48.8% | 2,949,450 |
| FAIRYHOUSE | 20 | 144 | 23.3% | 4.8% | 0.0% | 2.8% | 69.1% | 2,930,800 |
| GALWAY | 12 | 87 | 23.1% | 16.9% | 0.0% | 2.9% | 57.0% | 2,191,000 |
| GOWRAN PARK | 15 | 113 | 18.3% | 2.1% | 0.0% | 4.1% | 75.6% | 1,711,250 |
| KILBEGGAN | 8 | 56 | 17.2% | 4.1% | 0.0% | 1.4% | 77.3% | 604,125 |
| KILLARNEY | 11 | 78 | 19.1% | 3.7% | 0.0% | 3.8% | 73.5% | 1,073,850 |
| LAYTOWN | 1 | 6 | 17.7% | 4.5% | 0.0% | 0.0% | 77.7% | 55,000 |
| LEOPARDSTOWN | 23 | 164 | 28.6% | 9.0% | 0.0% | 2.3% | 60.1% | 6,643,500 |
| LIMERICK | 18 | 126 | 18.1% | 2.3% | 0.0% | 2.6% | 77.1% | 1,751,650 |
| LISTOWEL | 9 | 67 | 18.2% | 14.6% | 0.0% | 2.2% | 65.0% | 1,224,500 |
| NAAS | 15 | 106 | 17.2% | 3.7% | 0.0% | 6.3% | 72.8% | 2,053,150 |
| NAVAN | 17 | 125 | 18.6% | 1.6% | 0.0% | 5.5% | 74.3% | 2,102,900 |
| PUNCHESTOWN | 17 | 122 | 22.1% | 11.1% | 0.0% | 1.4% | 65.3% | 3,831,320 |
| ROSCOMMON | 9 | 65 | 20.1% | 3.2% | 0.0% | 4.2% | 72.4% | 726,200 |
| SLIGO | 8 | 57 | 16.5% | 4.5% | 0.0% | 4.3% | 74.7% | 600,500 |
| THURLES | 11 | 77 | 18.0% | 2.0% | 0.0% | 4.4% | 75.6% | 881,490 |
| TIPPERARY | 11 | 79 | 19.3% | 5.6% | 0.0% | 2.3% | 72.8% | 1,216,050 |
| WATERFORD & TRAMORE | 11 | 77 | 16.3% | 3.4% | 0.0% | 1.2% | 79.1% | 732,550 |
| WEXFORD | 11 | 77 | 17.2% | 2.2% | 0.0% | 1.3% | 79.3% | 758,560 |
| TOTAL | 347 | 2,491 | 24.5% | 8.1% | 1.0% | 3.1% | 63.4% | 48,605,120 |

PRIZE-MONEY WON BY FOREIGN-TRAINED HORSES IN IRELAND 2010-2014

| Year | Runs | Wins | Win (€) Prize-money | Place (€) Prize-money | Total |
|------|------|------|------------------------|--------------------------|-----------|
| 2010 | 228 | 30 | 1,777,250 | 945,390 | 2,722,640 |
| 2011 | 255 | 36 | 1,505,125 | 813,710 | 2,318,835 |
| 2012 | 185 | 21 | 1,774,175 | 733,540 | 2,507,715 |
| 2013 | 188 | 25 | 2,184,490 | 837,455 | 3,021,945 |
| 2014 | 250 | 38 | 2,900,890 | 1,271,035 | 4,171,925 |

% OF PRIZE-MONEY WON BY FOREIGN-TRAINED HORSES

| Year | Won | % of Total Irish Prize-money |
|------|-----------|---------------------------------|
| 2010 | 2,722,640 | 5.9% |
| 2011 | 2,318,835 | 5.2% |
| 2012 | 2,507,715 | 5.6% |
| 2013 | 3,021,945 | 6.7% |
| 2014 | 4,171,925 | 8.6% |

PRIZE-MONEY WON IN UK BY IRISH-TRAINED HORSES

| | Runs | Wins | Win Prize-money (£) | Place Prize-money (£) | Total |
|------|-------|------|------------------------|--------------------------|-----------|
| 2010 | 1,265 | 131 | 3,071,938 | 2,803,864 | 5,875,803 |
| 2011 | 1,309 | 173 | 3,486,212 | 2,813,997 | 6,300,209 |
| 2012 | 1,043 | 121 | 4,562,360 | 2,381,386 | 6,943,746 |
| 2013 | 1,124 | 143 | 5,923,873 | 3,668,307 | 9,592,180 |
| 2014 | 1,126 | 172 | 6,201,458 | 3,044,224 | 9,245,682 |

PRIZE-MONEY WON ABROAD BY IRISH-TRAINED HORSES (EXCLUDING UK)

| | Runs | Wins | Win Prize-money (€) | Place Prize-money (€) | Total |
|------|------|------|------------------------|--------------------------|-----------|
| 2010 | 77 | 5 | 1,315,048 | 524,499 | 1,839,547 |
| 2011 | 119 | 10 | 3,192,551 | 2,506,224 | 5,698,775 |
| 2012 | 139 | 10 | 2,757,967 | 2,813,056 | 5,571,023 |
| 2013 | 154 | 10 | 5,459,003 | 2,852,358 | 8,311,361 |
| 2014 | 160 | 16 | 3,100,115 | 1,430,979 | 4,531,094 |

PRIZE-MONEY WON IN UK BY IRISH-TRAINED FLAT HORSES

| | Runs | Wins | Win Prize-money (£) | Place Prize-money (£) | Total |
|------|------|------|------------------------|--------------------------|-----------|
| 2010 | 450 | 45 | 2,093,904 | 1,835,979 | 3,929,883 |
| 2011 | 479 | 62 | 2,127,387 | 1,860,126 | 3,987,513 |
| 2012 | 362 | 54 | 3,921,379 | 1,425,250 | 5,346,629 |
| 2013 | 416 | 55 | 4,374,738 | 2,634,418 | 7,009,156 |
| 2014 | 359 | 47 | 4,187,082 | 1,820,706 | 6,007,788 |

PRIZE-MONEY WON IN UK BY IRISH-TRAINED NATIONAL HUNT HORSES

| | Runs | Wins | Win Prize-money (£) | Place Prize-money (£) | Total |
|------|------|------|------------------------|--------------------------|-----------|
| 2010 | 815 | 86 | 978,034 | 967,884 | 1,945,918 |
| 2011 | 830 | 111 | 1,358,824 | 953,871 | 2,312,695 |
| 2012 | 681 | 67 | 640,980 | 956,135 | 1,597,115 |
| 2013 | 708 | 88 | 1,549,134 | 1,033,888 | 2,583,022 |
| 2014 | 767 | 125 | 2,014,376 | 1,223,518 | 3,237,894 |

PERCENTAGE OF SPONSORED RACES BY RACECOURSE 2014

| Venue | Meetings | Races Sponsored | Commercially Sponsored | EBF Sponsored | Total Sponsored | % | Sponsor | EBF | HRI Variance (€) 2013/2014 | Sponsorship |
|---------------------|------------|--------------------|---------------------------|------------------|--------------------|--------------|------------------|------------------|----------------------------------|----------------|
| BALLINROBE | 9 | 66 | 38 | 2 | 40 | 60.6% | 31,600 | 7,000 | 528,385 | 7,400 |
| BELLEWSTOWN | 5 | 38 | 32 | 4 | 36 | 94.7% | 22,000 | 12,500 | 299,721 | 500 |
| CLONMEL | 12 | 78 | 9 | 7 | 16 | 20.5% | 14,500 | 23,000 | 654,282 | -5,000 |
| CORK | 18 | 129 | 28 | 19 | 47 | 36.4% | 44,250 | 78,500 | 1,521,296 | -2,900 |
| CURRAGH | 18 | 134 | 83 | 42 | 125 | 93.3% | 695,040 | 265,000 | 4,122,836 | 99,040 |
| DOWN ROYAL | 12 | 84 | 7 | 8 | 15 | 17.9% | 20,500 | 32,500 | 654,556 | -500 |
| DOWNPATRICK | 10 | 64 | 1 | 4 | 5 | 7.8% | 3,000 | 13,000 | 325,128 | -2,500 |
| DUNDALK | 37 | 272 | 124 | 30 | 154 | 56.6% | 980,951 | 121,500 | 1,438,152 | -41,137 |
| FAIRYHOUSE | 20 | 144 | 32 | 15 | 47 | 32.6% | 139,750 | 82,500 | 2,026,071 | -14,650 |
| GALWAY | 12 | 87 | 69 | 14 | 83 | 95.4% | 370,500 | 63,500 | 1,249,855 | -34,000 |
| GOWRAN PARK | 16 | 113 | 25 | 16 | 41 | 36.3% | 35,750 | 69,500 | 1,293,307 | -1,000 |
| KILBEGGAN | 8 | 56 | 20 | 3 | 23 | 41.1% | 24,750 | 8,500 | 466,896 | -3,500 |
| KILLARNEY | 11 | 78 | 54 | 11 | 65 | 83.3% | 39,250 | 40,500 | 789,289 | -2,950 |
| LAYTOWN | 1 | 6 | 5 | 0 | 5 | 83.3% | 2,500 | 0 | 42,755 | 500 |
| LEOPARDSTOWN | 23 | 164 | 72 | 29 | 101 | 61.6% | 600,000 | 150,500 | 3,994,019 | 169,500 |
| LIMERICK | 18 | 126 | 40 | 15 | 55 | 43.7% | 40,250 | 45,000 | 1,349,880 | -3,000 |
| LISTOWEL | 9 | 67 | 47 | 7 | 54 | 80.6% | 179,000 | 27,000 | 795,790 | -4,400 |
| NAAS | 15 | 106 | 32 | 24 | 56 | 52.8% | 76,000 | 130,000 | 1,493,973 | 5,000 |
| NAVAN | 17 | 125 | 17 | 26 | 43 | 34.4% | 33,500 | 116,000 | 1,563,285 | 0 |
| PUNCHESTOWN | 17 | 122 | 49 | 7 | 56 | 45.9% | 424,750 | 55,000 | 2,503,302 | 82,000 |
| ROSCOMMON | 9 | 65 | 26 | 11 | 37 | 56.9% | 23,600 | 30,500 | 525,794 | 700 |
| SLIGO | 8 | 57 | 24 | 8 | 32 | 56.1% | 27,000 | 26,000 | 448,377 | -3,800 |
| THURLES | 11 | 77 | 12 | 11 | 23 | 29.9% | 17,500 | 39,000 | 666,658 | -16,400 |
| TIPPERARY | 11 | 79 | 29 | 8 | 37 | 46.8% | 68,300 | 28,000 | 885,245 | 7,050 |
| WATERFORD & TRAMORE | 11 | 77 | 25 | 4 | 29 | 37.7% | 25,000 | 9,000 | 579,263 | -2,500 |
| WEXFORD | 11 | 77 | 13 | 5 | 18 | 23.4% | 16,500 | 10,000 | 601,230 | -900 |
| TOTAL | 349 | 2,491 | 913 | 330 | 1,243 | 49.9% | 3,955,741 | 1,483,500 | 30,819,345 | 232,553 |

RACE SPONSORSHIP 2014 BY INDUSTRY SECTOR

| Sector | 2014 Value | % |
|--------------------------------|------------------|---------------|
| Agricultural | 4,500 | 0.11% |
| Animal Feed Companies | 20,000 | 0.49% |
| Bloodstock Sales & Admin | 154,540 | 3.80% |
| Bookmakers/Betting Exchanges | 547,250 | 13.44% |
| Breweries/Publicans | 347,250 | 8.53% |
| Computer Industry | 500 | 0.01% |
| Construction Industry | 69,500 | 1.71% |
| Financial Institutions | 169,500 | 4.16% |
| Food/Dairy Industry | 55,000 | 1.35% |
| Hotels | 124,250 | 3.05% |
| Individuals | 62,000 | 1.52% |
| Insurance Companies | 31,500 | 0.77% |
| Manufacturing Industry | 21,750 | 0.53% |
| Media | 848,201 | 21.44% |
| Motor/Petroleum | 88,050 | 2.16% |
| Other | 39,500 | 1.0% |
| Pharmaceuticals | 2,750 | 0.07% |
| Professionals | 73,000 | 1.85% |
| Printers | 3,000 | 0.07% |
| Racecourses & Their Supporters | 383,300 | 9.41% |
| Restaurants | 2,500 | 0.06% |
| Retail | 30,500 | 0.77% |
| Stud Farms | 583,500 | 14.33% |
| Transport/Travel Industry | 261,750 | 6.62% |
| Utilities | 29,400 | 0.74% |
| Veterinary | 2,750 | 0.07% |
| TOTAL | 3,955,741 | 100.0% |



TRAINERS, RIDERS & STAFF 2014

NUMBER OF TRAINERS/RESTRICTED LICENCE HOLDERS 2010 - 2014

| | Public Trainers* | Restricted Licence Holders* |
|------|------------------|-----------------------------|
| 2010 | 414 | 324 |
| 2011 | 406 | 301 |
| 2012 | 394 | 310 |
| 2013 | 380 | 289 |
| 2014 | 377 | 263 |

STABLE STAFF EMPLOYEE NUMBERS 2010-2014

| | Full-Time | Part-Time | Total |
|------|-----------|-----------|-------|
| 2010 | 1,651 | 1,720 | 3,371 |
| 2011 | 1,548 | 1,687 | 3,235 |
| 2012 | 1,579 | 1,680 | 3,259 |
| 2013 | 1,530 | 1,651 | 3,181 |
| 2014 | 1,574 | 1,605 | 3,179 |

NUMBER OF RIDER LICENCE HOLDERS 2010 - 2014

| | Flat Jockeys* | N.H. Jockeys* | Apprentices* | Qualified Riders** |
|------|---------------|---------------|--------------|--------------------|
| 2010 | 62 | 121 | 53 | 539 |
| 2011 | 56 | 122 | 55 | 510 |
| 2012 | 53 | 109 | 54 | 485** |
| 2013 | 51 | 117 | 39 | 418** |
| 2014 | 50 | 112 | 47 | 390** |

*Figure calculated 31st December 2014

**The Qualified Riders figures from 2012 onwards have been amended from previous editions as the licencing period changed to 1st September - 31st August.



LEADING HORSES 2014

LEADING FLAT HORSES BY PRIZE-MONEY WON IN IRELAND 2014

| Horse | Wins | Runs | Places | Prize-Money (€) |
|------------------------|------|------|--------|-----------------|
| Australia (GB) | 1 | 2 | 1 | €937,500 |
| The Grey Gatsby (IRE) | 1 | 1 | 0 | €590,000 |
| Gleneagles (IRE) | 4 | 5 | 1 | €291,075 |
| Bracelet (IRE) | 2 | 2 | 0 | €275,600 |
| Kingfisher (IRE) | 0 | 3 | 1 | €270,000 |
| Fiesolana (IRE) | 1 | 2 | 1 | €195,500 |
| Tarfasha (IRE) | 2 | 3 | 0 | €183,500 |
| Marvellous (IRE) | 1 | 3 | 0 | €181,000 |
| Dick Whittington (IRE) | 3 | 5 | 2 | €180,370 |
| Brown Panther (GB) | 1 | 1 | 0 | €177,000 |

LEADING FLAT HORSES BY NUMBER OF WINS IN IRELAND 2014

| Horse | Wins | Runs | Places | Prize-Money (€) |
|--------------------------|------|------|--------|-----------------|
| Chance To Dance (IRE) | 5 | 13 | 8 | €166,290 |
| Panama Hat (GB) | 5 | 8 | 2 | €87,495 |
| Strait Of Zanzibar (USA) | 4 | 18 | 7 | €46,535 |
| Coolfighter (GER) | 4 | 10 | 3 | €32,400 |
| El Salvador (IRE) | 4 | 10 | 3 | €100,800 |
| Kanes Pass (IRE) | 4 | 10 | 3 | €69,570 |
| Beau Satchel (GB) | 4 | 13 | 2 | €26,900 |
| Slipper Orchid (IRE) | 4 | 10 | 2 | €64,100 |
| Rayna (IRE) | 4 | 8 | 3 | €39,900 |
| Carla Bianca (IRE) | 4 | 6 | 2 | €115,775 |

LEADING N.H. HORSES BY PRIZE-MONEY WON IN IRELAND 2013/2014




| Horse | Wins | Runs | Places | Prize-Money (€) |
|-------------------------|------|------|--------|-----------------|
| Carlingford Lough (IRE) | 3 | 7 | 3 | €279,900 |
| Jezki (IRE) | 3 | 5 | 2 | €232,200 |
| Hurricane Fly (IRE) | 3 | 4 | 1 | €222,400 |
| Sizing Europe (IRE) | 2 | 4 | 2 | €183,740 |
| Missunited (IRE) | 1 | 1 | 0 | €158,600 |
| Arvika Ligeonniere (FR) | 4 | 5 | 1 | €143,650 |
| Shutthefrontdoor (IRE) | 1 | 1 | 0 | €142,500 |
| Jetson (IRE) | 2 | 8 | 1 | €141,840 |
| Vautour (FR) | 4 | 4 | 0 | €141,250 |
| Rebel Fitz (FR) | 7 | 8 | 1 | €140,870 |

LEADING N.H. HORSES BY NUMBER OF WINS IN IRELAND 2013/2014

| Horse | Wins | Runs | Places | Prize-Money (€) |
|-------------------------|------|------|--------|-----------------|
| Rebel Fitz (FR) | 7 | 8 | 1 | €140,870 |
| Toner D'Oudairies (FR) | 6 | 16 | 8 | €133,365 |
| Cailin Annamh (IRE) | 5 | 7 | 2 | €55,485 |
| Wicklow Brave (GB) | 5 | 8 | 1 | €51,435 |
| Double Seven (IRE) | 5 | 7 | 0 | €131,110 |
| Faugheen (IRE) | 5 | 5 | 0 | €99,310 |
| Courtncatcher (IRE) | 4 | 10 | 3 | €50,750 |
| Getoutwhenyoucan (IRE) | 4 | 10 | 4 | €45,155 |
| Muzak (IRE) | 4 | 9 | 3 | €46,635 |
| Minella For Value (IRE) | 4 | 6 | 2 | €37,160 |

OPPOSITE PAGE:

- | | | | |
|--------------------|---------------------|-----------------------|------------------------|
| 1. Australia | 6. Fiesolana | 11. Carlingford Lough | 16. Arvika Ligeonniere |
| 2. The Grey Gatsby | 7. Tarfasha | 12. Jezki | 17. Shutthefrontdoor |
| 3. Gleneagles | 8. Marvellous | 13. Hurricane Fly | 18. Jetson |
| 4. Bracelet | 9. Dick Whittington | 14. Sizing Europe | 19. Vautour |
| 5. Kingfisher | 10. Brown Panther | 15. Missunited | 20. Rebel Fitz |



EXPORTS 2014

EXPORTS OF IRISH-FOALED HORSES 2014

| Country | Foals | Yearlings | 2yo | 3yo | 4yo | 5yo | 5yo + | Total |
|-------------------------|------------|--------------|--------------|------------|------------|------------|------------|--------------|
| Australia | | | 1 | 1 | | | | 2 |
| Bahrain | | | | 1 | 1 | | | 2 |
| Belgium | 1 | 1 | | | | | | 2 |
| Chile | 4 | | | | | 1 | 2 | 7 |
| China | | | 10 | 2 | | 1 | | 13 |
| Czech Republic | 1 | 17 | 3 | 1 | | 1 | | 23 |
| Denmark | 2 | | 3 | | | | | 5 |
| France | 254 | 72 | 87 | 6 | 4 | 4 | 6 | 433 |
| Germany | 44 | 13 | 8 | 2 | | | 2 | 69 |
| Great Britain | 6 | 1,027 | 1,461 | 321 | 403 | 365 | 434 | 4,017 |
| Greece | | | 1 | | | | | 1 |
| Hong Kong | | | 2 | 11 | | | | 13 |
| Hungary | | 4 | 3 | | | | | 7 |
| India | | | | | | | 3 | 3 |
| Italy | 37 | 77 | 52 | 5 | | | | 171 |
| Japan | | 12 | 3 | | 2 | 1 | | 18 |
| Kingdom of Saudi Arabia | | | | 1 | | 2 | 1 | 4 |
| Macau | | | 1 | | | | | 1 |
| Malaysia | | | 3 | | | | | 3 |
| Morocco | | 7 | 1 | 1 | | | | 9 |
| New Zealand | | | 1 | | 1 | | | 2 |
| Norway | | | 5 | | | | | 5 |
| Poland | | | 2 | | | 1 | | 3 |
| Qatar | | | 10 | 3 | 2 | | | 15 |
| Russia | 6 | 5 | 2 | | | | | 13 |
| Singapore | | | 6 | 1 | 1 | | | 8 |
| Slovakia | | 5 | 6 | | | | | 11 |
| South Africa | | | 2 | | | | | 2 |
| Spain | 12 | 3 | 11 | | 1 | | 7 | 34 |
| Sweden | 2 | 6 | 11 | | | | 1 | 20 |
| Switzerland | 1 | 4 | 1 | | 1 | | 1 | 8 |
| Turkey | 5 | | | | | | | 5 |
| United Arab Emirates | | 20 | 7 | 1 | 1 | | | 29 |
| USA | 9 | 24 | 15 | 12 | 3 | 5 | 2 | 70 |
| Grand Total | 384 | 1,297 | 1,718 | 369 | 420 | 381 | 459 | 5,028 |

IRISH-FOALED EXPORTED HORSES SOLD THROUGH AUCTION 2014

| Country | FOAL | | | YEARLING | | | 2YO | | | 3YO | | | 4YO | | | 5YO | | | 5YO + | | | TOTAL |
|-------------------------|------|-------|---------|----------|-------|---------|------|-------|---------|------|-------|---------|------|-------|---------|------|-------|---------|-------|---------|-------|-------|
| | Colt | Filly | Gelding | Colt | Filly | Gelding | Colt | Filly | Gelding | Colt | Filly | Gelding | Colt | Filly | Gelding | Colt | Filly | Gelding | Filly | Gelding | | |
| Australia | | | | 3 | | | | | | | | 1 | | | | | | | | | 4 | |
| Bahrain | | | | | | | | | | | | 1 | | | 1 | | | | | | 2 | |
| Belgium | | 1 | | | 1 | | | | | | | | | | | | | | | | 2 | |
| Chile | | | | | | | | | | | | | | | | | | | 1 | | 1 | |
| China | | | | | 4 | | | | | | | | | | | | | | | | 7 | |
| Czech Republic | | 2 | | 9 | 15 | | 2 | | | | | | | | | | | | | | 28 | |
| Denmark | 1 | | | 3 | 1 | | 1 | 1 | | | | | | | | | | | | | 7 | |
| France | 18 | 14 | | 91 | 116 | 1 | 35 | 24 | 3 | | 3 | | | | | | | | 3 | | 308 | |
| Germany | | 2 | | 14 | 11 | | 3 | 1 | | 1 | 1 | | | | | | | | | 1 | 34 | |
| Great Britain | 23 | 24 | 1 | 719 | 702 | 205 | 132 | 151 | 108 | 6 | 49 | 294 | 1 | 34 | 131 | 1 | 26 | 109 | 18 | 88 | 2,822 | |
| Greece | | | | | | | | 1 | | | | | | | | | | | | | 1 | |
| Hong Kong | | | | 1 | | 1 | 2 | | 2 | | | | | | | | | | | | 6 | |
| Hungary | | | | 1 | 4 | | 2 | 2 | | | | | | | | | | | | | 9 | |
| India | | | | | | | | | | | | | | | | | | | 3 | | 3 | |
| Italy | 1 | | | 104 | 121 | 1 | 34 | 12 | 2 | 1 | | 2 | | | | | | | | | 278 | |
| Japan | 1 | 1 | | 11 | 8 | | 1 | | | | | | 1 | | | | 1 | | 1 | | 22 | |
| Kingdom of Saudi Arabia | | | | | | | | | | | | | | | | | | | | | 3 | |
| Macau | | | | | | | 1 | | | | | | | | | | | | | | 1 | |
| Malaysia | | | | | | | | 2 | 2 | | | | | | | | | | | | 4 | |
| Morocco | 2 | 5 | | | | | 1 | 1 | | | | | | | | | | | | | 9 | |
| New Zealand | | | | | | | | | | | 1 | | | | | | | | | | 1 | |
| Norway | | | | 3 | 1 | | 1 | 4 | | | | | | | | | | | | | 9 | |
| Poland | | | | 17 | 8 | | | | | | | | | | | | | | | | 25 | |
| Qatar | | | | | | 1 | 7 | 2 | | | 1 | 3 | | | | | | | | | 14 | |
| Russia | | | | 8 | 9 | | 4 | | | | | | | | | | | | | | 21 | |
| Singapore | | | | 1 | | | | | 4 | | | | | | | | | | | | 5 | |
| Slovakia | | | | 5 | 4 | | 2 | 4 | | | | | | | | | | | | | 15 | |
| South Africa | | | | | 1 | | | | | | | | | | | | | | | | 1 | |
| Spain | 4 | 1 | | 15 | 10 | | 6 | | 1 | | | 1 | | | | | 1 | | 1 | | 40 | |
| Sweden | | | | 10 | 3 | | 2 | 6 | | | | 1 | | | | | | | | | 22 | |
| Switzerland | | | | 7 | | | | | | | | | | | | | | | | | 7 | |
| United Arab Emirates | | | | 1 | 1 | 1 | | 2 | 1 | 1 | | | | | | | | | | | 7 | |
| USA | 7 | 4 | | 7 | 10 | | | 5 | | | 4 | | | 2 | | | | 1 | 2 | | 42 | |
| Grand Total | 57 | 54 | 1 | 1,032 | 1,030 | 210 | 236 | 218 | 123 | 8 | 59 | 305 | 1 | 37 | 132 | 1 | 28 | 110 | 29 | 89 | 3,760 | |

VALUE IN € OF IRISH-FOALED EXPORTED HORSES SOLD THROUGH AUCTION 2014

| Country | FOAL | | | YEARLING | | | 2YO | | | 3YO | | | 4YO | | | 5YO | | | 5YO + | | TOTAL |
|-------------------------|------------------|------------------|---------------|-------------------|-------------------|------------------|-------------------|------------------|------------------|----------------|------------------|------------------|--------------|------------------|------------------|---------------|----------------|------------------|----------------|------------------|--------------------|
| | Colt | Filly | Gelding | Colt | Filly | Gelding | Colt | Filly | Gelding | Colt | Filly | Gelding | Colt | Filly | Gelding | Colt | Filly | Gelding | Filly | Gelding | |
| Australia | | | | 349,462 | | | | | | | | 44,100 | | | | | | | | | 393,562 |
| Bahrain | | | | | | | | | | | | 11,340 | | | 3,150 | | | | | | 14,490 |
| Belgium | | 2,800 | | | 7,000 | | | | | | | | | | | | | | | | 9,800 |
| Chile | | | | | | | | | | | | | | | | | | | 12,000 | | 12,000 |
| China | | | | 3,200 | 55,000 | | | | | | | | | 850 | | | | | | | 59,050 |
| Czech Republic | | 27,788 | | 101,541 | 124,360 | | 24,900 | | | | | | | | | | | | | | 278,589 |
| Denmark | 25,200 | | | 15,209 | 22,024 | | 14,399 | 5,040 | | | | | | | | | | | | | 81,872 |
| France | 817,208 | 716,920 | | 8,475,418 | 18,582,676 | 13,000 | 1,877,540 | 466,239 | 12,560 | | 58,740 | | | | | | | | 29,200 | | 31,049,501 |
| Germany | | 21,000 | | 568,695 | 271,116 | | 78,633 | 19,000 | | | 24,000 | 3,780 | | | | | | | | 11,999 | 998,243 |
| Great Britain | 2,387,055 | 1,486,631 | 23,000 | 74,877,404 | 50,006,223 | 9,560,822 | 8,396,718 | 4,330,810 | 3,984,157 | 305,340 | 943,916 | 9,602,075 | 5,399 | 578,605 | 5,763,221 | 60,480 | 587,462 | 4,736,495 | 325,751 | 1,425,500 | 179,387,064 |
| Greece | | | | | | | | 2,520 | | | | | | | | | | | | | 2,520 |
| Hong Kong | | | | 148,523 | | 193,725 | 157,800 | | 151,150 | | | | | | | | | | | | 651,198 |
| Hungary | | | | 7,500 | 9,025 | | 6,033 | 25,380 | | | | | | | | | | | | | 47,938 |
| India | | | | | | | | | | | | | | | | | | | 35,915 | | 35,915 |
| Italy | 10,500 | | | 1,640,071 | 1,143,589 | 8,500 | 495,729 | 99,058 | 33,413 | 11,340 | | 13,439 | | | | | | | | | 3,455,639 |
| Japan | 74,907 | 150,000 | | 1,031,509 | 1,298,660 | | 113,400 | | | | | | | | | | | | | | 2,668,476 |
| Kingdom of Saudi Arabia | | | | | | | | | | | | | | | | | | | | | |
| Macau | | | | | | | 15,000 | | | | | | | | | | | | 25,200 | | 74,340 |
| Malaysia | | | | | | | | | | | | | | | | | | | | | 15,000 |
| Morocco | 18,500 | 34,500 | | | | | 44,100 | 5,999 | 80,000 | | | | | | | | | | | | 93,500 |
| New Zealand | | | | | | | | | | | 35,000 | | | | | | | | | | 103,099 |
| Norway | | | | 138,881 | 50,000 | | 8,000 | 30,000 | | | | | | | | | | | | | 35,000 |
| Poland | | | | 466,000 | 108,000 | | | | | | | | | | | | | | | | 226,881 |
| Qatar | | | | | | 51,660 | 596,919 | 52,290 | | | 8,500 | 74,519 | | | | | | | | | 574,000 |
| Russia | | | | 170,700 | 538,000 | | 93,000 | | 152,000 | | | | | | | | | | | | 783,888 |
| Singapore | | | | 36,000 | | | | | | | | | | | | | | | | | 801,700 |
| Slovakia | | | | 37,200 | 23,500 | | 7,000 | 23,500 | | | | | | | | | | | | | 188,000 |
| South Africa | | | | | 174,353 | | | | | | | | | | | | | | | | 91,200 |
| Spain | 118,000 | 15,000 | | 213,273 | 276,000 | | 122,458 | | 12,600 | | | 1,008 | | | | | 3,000 | | 9,000 | | 174,353 |
| Sweden | | | | 339,324 | 47,000 | | 89,999 | 75,177 | | | | 1,008 | | | | | | | | | 770,339 |
| Switzerland | | | | 122,000 | | | | | | | | | | | | | | | | | 552,508 |
| United Arab Emirates | | | | 41,328 | 1,500 | 64,575 | | | | 11,624 | | | | | | | | | | | 122,000 |
| USA | 1,039,658 | 1,011,870 | | 622,098 | 1,116,320 | | | 503,789 | | 339,151 | | | | 713,735 | | | | | 29,916 | | 5,436,537 |
| Grand Total | 4,491,028 | 3,466,509 | 23,000 | 89,405,336 | 73,854,346 | 9,892,282 | 12,141,648 | 5,688,802 | 4,448,560 | 328,304 | 1,409,307 | 9,775,949 | 5,399 | 1,283,190 | 5,766,371 | 60,480 | 616,922 | 4,796,495 | 466,982 | 1,437,499 | 229,366,409 |

CLASSIFICATIONS 2014

HIGHEST-RATED PERFORMANCE IN IRELAND 2010-2014

| Year | Male | Rating | Female | Rating |
|------|---|--------|----------------------|--------|
| 2010 | Cape Blanco (IRE) & Rip Van Winkle (IRE) | 126 | Lillie Langtry (IRE) | 117 |
| 2011 | So You Think (NZ) | 126 | Misty For Me (IRE) | 120 |
| 2012 | Excelebration (IRE) | 130 | Snow Fairy (GB) | 124 |
| 2013 | Dawn Approach (IRE), Magician (IRE) Declaration Of War (USA) & St Nicholas Abbey (IRE) | 124 | The Fugue (GB) | 123 |
| 2014 | Australia (GB), The Grey Gatsby (IRE) | 127 | Tapestry (IRE) | 120 |

HIGHEST-RATED TWO-YEAR-OLD PERFORMANCE IN IRELAND 2010-2014

| Year | Male | Rating | Female | Rating |
|------|---------------------|--------|------------------------------------|--------|
| 2010 | Pathfork (USA) | 120 | Misty For Me (IRE) | 113 |
| 2011 | Camelot (GB) | 119 | Maybe (IRE) | 116 |
| 2012 | Dawn Approach (IRE) | 124 | Sky Lantern (IRE) & Viztoria (IRE) | 111 |
| 2013 | Toormore (IRE) | 122 | Rizeena (IRE) | 113 |
| 2014 | Gleneagles (IRE) | 116 | Found (IRE) | 117 |

IRISH CLASSIFICATIONS - THREE-YEAR-OLDS BY DISTANCE 2010-2014 SPRINT (5F - 6F)

| Year | Male | Rating | Female | Rating |
|------|---|--------|---|--------|
| 2010 | Starspangledbanner (AUS) | 121 | Bewitched (IRE) | 111 |
| 2011 | Le Chevalier Choisi & Move In Time (GB) | 102 | Rose Bonheur (IRE) | 106 |
| 2012 | Slade Power (IRE) | 109 | Fire Lily (IRE) | 110 |
| 2013 | Dutch Masterpiece (GB) | 111 | Scream Blue Murder (IRE) & Viztoria (IRE) | 104 |
| 2014 | Due Diligence (USA) | 116 | | |

IRISH CLASSIFICATIONS - THREE-YEAR-OLDS BY DISTANCE 2010-2014 MILE (7F - 9F)

| Year | Male | Rating | Female | Rating |
|------|----------------------|--------|------------------------|--------|
| 2010 | Canford Cliffs (IRE) | 122 | Lillie Langtry (IRE) | 117 |
| 2011 | Zoffany (IRE) | 118 | Together (IRE) | 118 |
| 2012 | Camelot (GB) | 119 | Homecoming Queen (IRE) | 116 |
| 2013 | Dawn Approach (IRE) | 124 | Scintillula (IRE) | 112 |
| 2014 | Kingman (GB) | 125 | Marvellous (IRE) | 116 |

IRISH CLASSIFICATIONS - THREE-YEAR-OLDS BY DISTANCE 2010 - 2014 INTERMEDIATE (9.5F - 10.5F)

| Year | Male | Rating | Female | Rating |
|------|---------------------------------------|--------|-------------------------------------|--------|
| 2010 | Cape Blanco (IRE) | 126 | Akdarena (GB) | 112 |
| 2011 | Treasure Beach (GB) | 116 | Misty For Me (IRE) | 120 |
| 2012 | Speaking Of Which (IRE) | 115 | Up (IRE) | 112 |
| 2013 | Ruler Of The World (IRE) | 122 | Alive Alive Oh (GB) & Hot Snap (GB) | 107 |
| 2014 | Australia (GB), The Grey Gatsby (IRE) | 127 | Tarfasha (GB) | 113 |

IRISH CLASSIFICATIONS - THREE-YEAR-OLDS BY DISTANCE 2010 - 2014 LONG (11F - 13F)

| Year | Male | Rating | Female | Rating |
|------|---------------------|--------|---|--------|
| 2010 | Cape Blanco (IRE) | 119 | Snow Fairy (IRE) | 116 |
| 2011 | Treasure Beach (GB) | 120 | Misty For Me (IRE) | 116 |
| 2012 | Camelot (GB) | 124 | Great Heavens (GB) & Princess Highway (USA) | 117 |
| 2013 | Magician (IRE) | 124 | Chicquita (IRE) | 115 |
| 2014 | Australia (GB) | 123 | Tapestry (IRE) | 120 |

IRISH CLASSIFICATIONS - THREE-YEAR-OLDS BY DISTANCE 2010 - 2014 EXTENDED (14F+)

| Year | Male | Rating | Female | Rating |
|------|----------------------|--------|-------------------------|--------|
| 2010 | Midas Touch (GB) | 117 | What A Charm (IRE) | 105 |
| 2011 | Saddler's Rock (IRE) | 115 | Kalabaya (IRE) | 102 |
| 2012 | Camelot (GB) | 118 | Voleuse De Coeurs (IRE) | 109 |
| 2013 | Leading Light (IRE) | 118 | | |
| 2014 | Century (IRE) | 107 | Altesse (GB) | 103 |

IRISH CLASSIFICATIONS - FOUR-YEAR-OLDS AND UP BY DISTANCE '10 -'14 SPRINT (5-6F)

| Year | Male | Rating | Female | Rating |
|------|---|--------|----------------------|--------|
| 2010 | Starspangledbanner (AUS) | 121 | Gilt Edge Girl (GB) | 105 |
| 2011 | Deacon Blues (GB) | 120 | Invincible Ash (IRE) | 111 |
| 2012 | Gordon Lord Byron (IRE) & Sole Power (GB) | 115 | Invincible Ash (IRE) | 109 |
| 2013 | Gordon Lord Byron (IRE) | 118 | Sea Siren (AUS) | 113 |
| 2014 | Slade Power (IRE) | 119 | Viztoria (IRE) | 109 |

IRISH CLASSIFICATIONS - FOUR-YEAR-OLDS AND UP BY DISTANCE 2010-2014 MILE (7-9F)

| Year | Male | Rating | Female | Rating |
|------|--------------------------|--------|-----------------------------|--------|
| 2010 | Rip Van Winkle (IRE) | 125 | Spacious (GB) | 114 |
| 2011 | Cityscape (GB) | 117 | Emulous (GB) | 116 |
| 2012 | Excelebration (IRE) | 130 | Chachamaidee (IRE) | 113 |
| 2013 | Declaration Of War (USA) | 121 | Dank (GB) & Fiesolana (IRE) | 114 |
| 2014 | Verrazano (USA) | 119 | Fiesolana (IRE) | 113 |

IRISH CLASSIFICATIONS - FOUR-YEAR-OLDS AND UP BY DISTANCE 2010-2014 INTERMEDIATE (9.5-10.5F)

| Year | Male | Rating | Female | Rating |
|------|-------------------------------------|--------|---------------------|--------|
| 2010 | Rip Van Winkle (IRE) | 126 | Chinese White (IRE) | 115 |
| 2011 | So You Think (NZ) | 126 | Snow Fairy (IRE) | 122 |
| 2012 | Nathaniel (IRE) & So You Think (NZ) | 126 | Snow Fairy (GB) | 124 |
| 2013 | Declaration Of War (USA) | 124 | The Fugue (GB) | 123 |
| 2014 | Magician (IRE) | 123 | Thistle Bird (GB) | 116 |

IRISH CLASSIFICATIONS - FOUR-YEAR-OLDS AND UP BY DISTANCE 2010-2014 LONG (11-13F+)

| Year | Male | Rating | Female | Rating |
|------|--------------------------|--------|------------------------|--------|
| 2010 | Fame And Glory (GB) | 124 | Profound Beauty (IRE) | 109 |
| 2011 | St Nicholas Abbey (IRE) | 124 | Sense Of Purpose (IRE) | 105 |
| 2012 | St Nicholas Abbey (IRE) | 124 | Sapphire (IRE) | 116 |
| 2013 | St Nicholas Abbey (IRE) | 124 | Belle De Crecy (IRE) | 111 |
| 2014 | Ruler Of The World (IRE) | 119 | Chicquita (IRE) | 114 |

IRISH CLASSIFICATIONS - FOUR-YEAR-OLDS AND UP BY DISTANCE 2010-2014 EXTENDED (14F+)

| Year | Male | Rating | Female | Rating |
|------|--|--------|-------------------------|--------|
| 2010 | Sans Frontieres (IRE) | 120 | Profound Beauty (IRE) | 114 |
| 2011 | Fame And Glory (GB) | 121 | Fictional Account (IRE) | 103 |
| 2012 | Fame And Glory (GB) & Saddler's Rock (IRE) | 115 | Midnight Soprano (IRE) | 106 |
| 2013 | Ernest Hemingway (IRE) | 116 | Voleuse De Coeurs (IRE) | 117 |
| 2014 | Brown Panther (GB) | 118 | Missunited (IRE) | 113 |

IRISH HURDLE CLASSIFICATION 2010 - 2014

| Season | 2 Miles | Rating | 2.5 Miles + | Rating |
|-----------|---------------------|--------|--|--------|
| 2009-2010 | Hurricane Fly (IRE) | 166 | War Of Attrition (IRE) | 158 |
| 2010-2011 | Hurricane Fly (IRE) | 173 | Thousand Stars (FR) | 164 |
| 2011-2012 | Hurricane Fly (IRE) | 170 | Thousand Stars (FR) | 164 |
| 2012-2013 | Hurricane Fly (IRE) | 175 | Quevega (FR) | 167 |
| 2013-2014 | Jezki (IRE) | 169 | Annie Power (IRE), Diakali (FR) & Solwhit (FR) | 162 |

IRISH NOVICE HURDLE CLASSIFICATION 2010 - 2014

| Season | 2 Miles | Rating | 2.5 Miles + | Rating |
|-----------|-------------------------------|--------|------------------------|--------|
| 2009-2010 | Luska Lad (IRE) | 150 | Berties Dream (IRE) | 150 |
| 2010-2011 | Oscars Well (IRE) | 147 | First Lieutenant (IRE) | 146 |
| 2011-2012 | Trifolium (FR) | 147 | Boston Bob (IRE) | 151 |
| 2012-2013 | Jezki (IRE) & Our Conor (IRE) | 161 | Annie Power (IRE) | 155 |
| 2013-2014 | Faugheen (IRE) | 161 | Faugheen (IRE) | 161 |

IRISH STEEPLECHASE CLASSIFICATION 2010 - 2014

| Season | 2 Miles | Rating | 2.5 Miles | Rating | 3 Miles | Rating |
|-----------|-------------------------|--------|-----------------------|--------|-----------------------|--------|
| 2009-2010 | Big Zeb (IRE) | 174 | Glencove Marina (IRE) | 158 | Joncol (IRE) | 161 |
| 2010-2011 | Sizing Europe (IRE) | 177 | Rubi Light (FR) | 164 | Pandorama (IRE) | 165 |
| 2011-2012 | Sizing Europe (IRE) | 172 | Flemenstar (IRE) | 163 | Synchronised (IRE) | 168 |
| 2012-2013 | Sprinter Sacre (FR) | 188 | Flemenstar (IRE) | 169 | Sir Des Champs (FR) | 173 |
| 2013-2014 | Arvika Ligeonniere (FR) | 165 | Hidden Cyclone (IRE) | 160 | Last Instalment (IRE) | 169 |

IRISH NOVICE STEEPLECHASE CLASSIFICATION 2010 - 2014

| Season | 2 Miles | Rating | 2.5 Miles | Rating | 3 Miles | Rating |
|-----------|--------------------------|--------|--------------------|--------|-------------------------|--------|
| 2009-2010 | Sizing Europe (IRE) | 160 | Citizen Vic (IRE) | 152 | Weapon's Amnesty (IRE) | 159 |
| 2010-2011 | Realt Dubh (IRE) | 157 | Realt Dubh (IRE) | 154 | Quito de La Roque (FR) | 159 |
| 2011-2012 | Blackstairmountain (IRE) | 147 | Flemenstar (IRE) | 163 | Last Instalment (IRE) | 152 |
| 2012-2013 | Arvika Ligeonniere (FR) | 160 | Benefficient (IRE) | 157 | Mount Benbulbin (IRE) | 160 |
| 2013-2014 | Champagne Fever (IRE) | 158 | Ballycasey (IRE) | 155 | Carlingford Lough (IRE) | 155 |

FLAT HORSES RATED 100+ WHICH RAN IN IRELAND

| TOTAL | TRAINER | 2-YEAR-OLD | 3-YEAR-OLD | 4-YEAR-OLD+ |
|-------|-----------------------------|------------|------------|-------------|
| 66 | A.P. O'Brien | 21 | 29 | 16 |
| 26 | D.K. Weld | 2 | 20 | 4 |
| 21 | J.S. Bolger | 6 | 6 | 9 |
| 11 | G.M. Lyons | 4 | 4 | 3 |
| 10 | M. Halford | 2 | 2 | 6 |
| 8 | E. Lynam | 3 | 0 | 5 |
| 8 | J.M. Oxx | 0 | 4 | 4 |
| 6 | D. Marnane | 0 | 1 | 5 |
| 6 | T. Stack | 1 | 2 | 3 |
| 4 | D. Wachman | 1 | 3 | 0 |
| 4 | J.P. Murtagh | 0 | 0 | 4 |
| 4 | P.D. Deegan | 0 | 3 | 1 |
| 3 | J.G. Murphy | 2 | 0 | 1 |
| 3 | Ms. J. Harrington | 3 | 0 | 0 |
| 3 | R. Hannon Jr. | 2 | 1 | 0 |
| 3 | W.P. Mullins | 0 | 0 | 3 |
| 2 | A. Oliver | 0 | 2 | 0 |
| 2 | C. Appleby | 0 | 0 | 2 |
| 2 | J.P. Shanahan | 0 | 0 | 2 |
| 2 | K. Ryan | 0 | 1 | 1 |
| 2 | L.M. Cumani | 0 | 2 | 0 |
| 2 | M. Johnston | 0 | 2 | 0 |
| 2 | M.R. Channon | 1 | 1 | 0 |
| 2 | Ms. S. Harty | 0 | 0 | 2 |
| 2 | Ms. T. Collins | 0 | 0 | 2 |
| 2 | W. McCreery | 0 | 0 | 2 |
| 1 | A. Slattery | 0 | 0 | 1 |
| 1 | A.J. Martin | 1 | 0 | 0 |
| 1 | B.R. Ellison | 0 | 0 | 1 |
| 1 | C. Byrnes | 0 | 0 | 1 |
| 1 | C. Hills | 1 | 0 | 0 |
| 1 | D. Barron | 0 | 0 | 1 |
| 1 | D. O'Meara | 0 | 0 | 1 |
| 1 | D.G. Hogan | 0 | 0 | 1 |
| 1 | J. Kiely | 0 | 0 | 1 |
| 1 | J.H. Gosden | 0 | 1 | 0 |
| 1 | J.J. Lambe | 0 | 0 | 1 |
| 1 | J.R. Barry | 0 | 0 | 1 |
| 1 | K. Prendergast | 1 | 0 | 0 |
| 1 | K.J. Condon | 1 | 0 | 0 |
| 1 | M. Botti | 0 | 1 | 0 |
| 1 | M. Winters | 0 | 0 | 1 |
| 1 | M.D. O'Callaghan | 1 | 0 | 0 |
| 1 | Ms. E. McCutcheon | 0 | 0 | 1 |
| 1 | Ms. M. Dowdall Blake | 0 | 0 | 1 |
| 1 | Ms. S. Dawson / R.K. Watson | 0 | 0 | 1 |
| 1 | Ms. S. Lavery | 1 | 0 | 0 |
| 1 | O. Stevens | 0 | 1 | 0 |
| 1 | P. Midgley | 0 | 0 | 1 |
| 1 | P.J. Prendergast Jr | 0 | 0 | 1 |
| 1 | R. Beckett | 0 | 1 | 0 |
| 1 | R. Charlton | 0 | 0 | 1 |
| 1 | R. Roberts | 0 | 0 | 1 |
| 1 | Sir M.R. Stoute | 0 | 0 | 1 |
| 1 | T. Carroll | 0 | 0 | 1 |
| 1 | T. Dascombe | 0 | 0 | 1 |
| 1 | T. Hogan | 0 | 0 | 1 |
| 1 | T. Pitt | 0 | 0 | 1 |
| 1 | T.G. McCourt | 0 | 0 | 1 |
| 1 | W.R. Muir | 0 | 0 | 1 |



HURDLERS & CHASERS RATED 130+ WHICH WERE TRAINED IN IRELAND

| TOTAL | TRAINER | HURDLERS | CHASERS |
|-------|--------------------|----------|---------|
| 73 | W. P. Mullins | 42 | 31 |
| 24 | G. Elliott | 13 | 11 |
| 22 | H. de Bromhead | 6 | 16 |
| 22 | N. Meade | 11 | 11 |
| 21 | A. J. Martin | 11 | 10 |
| 19 | Ms. S. Hughes | 9 | 10 |
| 12 | M. F. Morris | 6 | 6 |
| 11 | Mrs. J. Harrington | 8 | 3 |
| 10 | M. Hourigan | 5 | 5 |
| 7 | E. Bolger | 3 | 4 |
| 6 | T. Mullins | 3 | 3 |
| 5 | C. Byrnes | 1 | 4 |
| 5 | C. A. Murphy | 4 | 1 |
| 4 | P. Nolan | 1 | 3 |
| 4 | T. Foley | 1 | 3 |
| 4 | P. G. Fahey | 2 | 2 |
| 3 | A. L. T. Moore | 0 | 3 |
| 3 | J. J. Hanlon | 0 | 3 |
| 3 | J. T. R. Dreaper | 0 | 3 |
| 3 | Peter Fahey | 1 | 2 |
| 3 | C. F. Swan | 2 | 1 |
| 3 | S. R. B. Crawford | 2 | 1 |
| 3 | E. J. O'Grady | 3 | 0 |
| 2 | C. O'Dwyer | 0 | 2 |
| 2 | J. Culloty | 0 | 2 |
| 2 | J. E. Kiely | 0 | 2 |
| 2 | L. Lennon | 0 | 2 |
| 2 | T. J. Taaffe | 0 | 2 |
| 2 | T. M. Walsh | 0 | 2 |
| 2 | D. A. McLoughlin | 1 | 1 |
| 2 | H. Rogers | 1 | 1 |
| 2 | J. A. Nash | 1 | 1 |
| 2 | J. P. Ryan | 1 | 1 |
| 2 | M. Brassil | 1 | 1 |
| 2 | M. J. Smith | 1 | 1 |
| 2 | M. Winters | 1 | 1 |
| 2 | Ms. L. Doyle | 1 | 1 |
| 2 | P. A. Fahy | 1 | 1 |
| 2 | R. Tyner | 1 | 1 |
| 2 | D. K. Weld | 2 | 0 |
| 2 | A. P. O'Brien | 2 | 0 |
| 2 | C. Bowe | 2 | 0 |
| 2 | J. McConnell | 2 | 0 |
| 1 | A. Lee | 0 | 1 |
| 1 | A. Mullins | 0 | 1 |
| 1 | C. McBratney | 0 | 1 |
| 1 | D. Commins | 0 | 1 |
| 1 | D. Fenton | 0 | 1 |
| 1 | D. Wachman | 0 | 1 |
| 1 | E. Doyle | 0 | 1 |
| 1 | J. G. Cosgrave | 0 | 1 |
| 1 | J. J. Mangan | 0 | 1 |
| 1 | J. J. Walsh | 0 | 1 |
| 1 | J. P. Broderick | 0 | 1 |
| 1 | J. P. Dempsey | 0 | 1 |
| 1 | L. P. Cusack | 0 | 1 |
| 1 | M. Phelan | 0 | 1 |
| 1 | Mrs. P. Gavin | 0 | 1 |
| 1 | O. McKiernan | 0 | 1 |
| 1 | P. Fenton | 0 | 1 |

| TOTAL | TRAINER | HURDLERS | CHASERS |
|-------|-----------------|----------|---------|
| 1 | P. Griffin | 0 | 1 |
| 1 | P. J. Rothwell | 0 | 1 |
| 1 | R. A. Hennessy | 0 | 1 |
| 1 | R. O'Sullivan | 0 | 1 |
| 1 | S. O'Brien | 0 | 1 |
| 1 | T. Cooper | 0 | 1 |
| 1 | T. Doyle | 0 | 1 |
| 1 | T. Gibney | 0 | 1 |
| 1 | V. T. O'Brien | 0 | 1 |
| 1 | W. J. Burke | 0 | 1 |
| 1 | A. Lynch | 1 | 0 |
| 1 | A. McCann | 1 | 0 |
| 1 | C. O'Brien | 1 | 0 |
| 1 | E. Griffin | 1 | 0 |
| 1 | E. P. Harty | 1 | 0 |
| 1 | J. J. Lambe | 1 | 0 |
| 1 | J. P. Fahey | 1 | 0 |
| 1 | J. P. Shanahan | 1 | 0 |
| 1 | J. R. Barry | 1 | 0 |
| 1 | Mrs. M. Mullins | 1 | 0 |
| 1 | P. J. Duffy | 1 | 0 |
| 1 | R. O'Neill | 1 | 0 |
| 1 | R. Sweeney | 1 | 0 |
| 1 | S. T. Nolan | 1 | 0 |
| 1 | W. J. Austin | 1 | 0 |

OWNERS, TRAINERS & RIDERS 2014



LEADING N.H. OWNERS 2013/2014 SEASON

| Owner | Runs | Wins | 2nd | 3rd | 4th | Win Money | Place Money | Prize-Money |
|------------------------------|------|------|-----|-----|-----|------------|-------------|-------------|
| John P. McManus | 875 | 98 | 79 | 84 | 82 | €1,656,265 | €680,873 | €2,337,138 |
| Gigginstown House Stud | 608 | 109 | 107 | 69 | 74 | €1,417,295 | €894,250 | €2,311,545 |
| Mrs S. Ricci | 117 | 43 | 19 | 13 | 4 | €912,435 | €182,013 | €1,094,448 |
| Barry Connell | 149 | 20 | 23 | 20 | 18 | €311,270 | €145,760 | €457,030 |
| Mrs P. Sloan | 44 | 11 | 4 | 7 | 5 | €168,800 | €126,055 | €294,855 |
| Andrea Wylie | 44 | 23 | 4 | 2 | 5 | €261,133 | €32,595 | €293,728 |
| Graham Wylie | 44 | 23 | 4 | 2 | 5 | €261,133 | €32,595 | €293,728 |
| Alan Potts | 148 | 27 | 26 | 15 | 19 | €186,590 | €89,189 | €275,779 |
| Mrs Ann Potts | 141 | 27 | 23 | 15 | 17 | €186,590 | €83,349 | €269,939 |
| Supreme Horse Racing Club | 58 | 13 | 6 | 6 | 6 | €153,765 | €37,640 | €191,405 |
| Mrs V.B. Hutch | 1 | 1 | 0 | 0 | 0 | €158,600 | €0.00 | €158,600 |
| Mrs Patricia Hunt | 55 | 11 | 8 | 6 | 5 | €94,900 | €63,195 | €158,095 |
| Wicklow Bloodstock Limited | 31 | 11 | 5 | 3 | 3 | €108,975 | €42,895 | €151,870 |
| Brian Sweetnam | 8 | 7 | 1 | 0 | 0 | €139,000 | €1,870 | €140,870 |
| Michael Buckley | 18 | 3 | 3 | 5 | 2 | €126,100 | €11,895 | €137,995 |
| P. W. Mullins | 10 | 3 | 2 | 0 | 3 | €118,450 | €11,625 | €130,075 |
| Mrs Rose Boyd | 15 | 6 | 3 | 0 | 3 | €102,925 | €23,643 | €126,568 |
| Edward O'Connell | 8 | 4 | 2 | 0 | 1 | €111,450 | €10,980 | €122,430 |
| Exors of the Late P.A. Byrne | 6 | 2 | 1 | 1 | 0 | €108,100 | €3,280 | €111,380 |
| George Creighton | 4 | 3 | 1 | 0 | 0 | €91,200 | €20,000 | €111,200 |

Please note prize-money has been calculated by owners percentage share of each horse.

LEADING N.H. TRAINERS BY NO. OF WINS 2013/2014 SEASON

| Trainer | Runs | Wins | 2nd | 3rd | 4th | Win Money | Place Money | Prize-Money |
|----------------------|------|------|-----|-----|-----|------------|-------------|-------------|
| W.P. Mullins | 665 | 185 | 99 | 61 | 61 | €3,004,590 | €813,189 | €3,817,779 |
| D. T. Hughes | 439 | 57 | 64 | 41 | 44 | €740,150 | €362,072 | €1,102,222 |
| Gordon Elliott | 436 | 56 | 58 | 53 | 41 | €681,465 | €452,695 | €1,134,160 |
| Henry de Bromhead | 315 | 48 | 35 | 35 | 35 | €548,225 | €243,218 | €791,443 |
| Noel Meade | 367 | 45 | 43 | 49 | 41 | €351,500 | €333,730 | €685,230 |
| Mrs John Harrington | 233 | 35 | 31 | 31 | 22 | €671,375 | €180,005 | €851,380 |
| A. J. Martin | 272 | 31 | 21 | 34 | 24 | €399,150 | €185,123 | €584,273 |
| Robert Tyner | 211 | 27 | 23 | 15 | 10 | €257,115 | €98,652 | €355,767 |
| C. Byrnes | 140 | 26 | 16 | 9 | 7 | €241,970 | €72,656 | €314,626 |
| Paul Nolan | 200 | 24 | 14 | 14 | 20 | €266,140 | €78,120 | €344,260 |
| C.F. Swan | 177 | 21 | 23 | 22 | 16 | €221,480 | €82,525 | €304,005 |
| Michael Hourigan | 205 | 21 | 22 | 18 | 23 | €207,480 | €104,115 | €311,595 |
| Philip Fenton | 117 | 19 | 17 | 18 | 6 | €346,620 | €92,360 | €438,980 |
| Eoin Doyle | 218 | 17 | 23 | 24 | 18 | €129,785 | €78,249 | €208,034 |
| P.J. Rothwell | 328 | 17 | 18 | 16 | 25 | €131,950 | €95,955 | €227,905 |
| Miss Elizabeth Doyle | 123 | 17 | 10 | 15 | 5 | €128,425 | €40,654 | €169,079 |
| M.F. Morris | 158 | 16 | 18 | 24 | 15 | €160,460 | €206,535 | €366,995 |
| C. Roche | 163 | 16 | 14 | 14 | 18 | €145,825 | €50,193 | €196,018 |
| Michael Winters | 91 | 16 | 8 | 10 | 5 | €355,480 | €22,740 | €378,220 |
| E. J. O'Grady | 161 | 14 | 11 | 11 | 15 | €140,200 | €73,540 | €213,740 |

LEADING N.H. JOCKEYS BY NO. OF WINS 2013/2014 SEASON

| Jockey | Runs | Wins | 2nd | 3rd | 4th | Win Money | Place Money | Prize-Money |
|--------------------------|------|------|-----|-----|-----|------------|-------------|-------------|
| Ruby Walsh | 403 | 122 | 51 | 44 | 37 | €2,088,615 | €467,947 | €2,556,562 |
| D. N. Russell | 418 | 75 | 76 | 60 | 44 | €875,585 | €476,210 | €1,360,095 |
| Paul Townend | 381 | 55 | 37 | 25 | 39 | €717,930 | €257,930 | €984,560 |
| Andrew Eugene Lynch | 588 | 53 | 54 | 62 | 53 | €719,900 | €291,749 | €1,031,849 |
| Barry J.Geraghty | 275 | 50 | 49 | 24 | 23 | €979,840 | €304,453 | €1,294,093 |
| Bryan James Cooper | 344 | 48 | 47 | 37 | 32 | €760,390 | €304,255 | €1,069,645 |
| P. W. Mullins | 143 | 40 | 28 | 14 | 11 | €294,235 | €80,932 | €375,167 |
| M. P. Walsh | 411 | 39 | 41 | 44 | 42 | €494,745 | €234,024 | €736,569 |
| David Jeremy Condon | 330 | 37 | 37 | 38 | 31 | €323,470 | €216,445 | €542,315 |
| Andrew J.McNamara | 389 | 36 | 40 | 41 | 24 | €277,940 | €162,769 | €443,209 |
| Robert Michael Power | 281 | 31 | 34 | 23 | 30 | €520,940 | €171,919 | €703,759 |
| Adrian Patrick Heskin | 407 | 29 | 29 | 23 | 26 | €317,455 | €140,015 | €457,470 |
| Daniel Edward Mullins | 297 | 27 | 28 | 30 | 28 | €420,830 | €196,132 | €616,962 |
| Paul Carberry | 188 | 27 | 15 | 21 | 20 | €293,700 | €182,055 | €484,255 |
| Phillip Thomas Enright | 346 | 25 | 23 | 28 | 20 | €279,370 | €153,235 | €437,805 |
| Michael Patrick Fogarty | 254 | 25 | 16 | 24 | 19 | €204,675 | €63,155 | €267,830 |
| Kevin Christopher Sexton | 273 | 22 | 24 | 19 | 17 | €183,110 | €89,124 | €272,234 |
| David James Casey | 302 | 20 | 25 | 32 | 27 | €196,560 | €205,077 | €412,337 |
| Brian Timothy O'Connell | 391 | 20 | 22 | 40 | 21 | €300,970 | €133,832 | €434,802 |
| Jody Samuel McGarvey | 256 | 20 | 22 | 21 | 21 | €176,720 | €79,347 | €256,067 |
| Mark Anthony Enright | 274 | 20 | 20 | 24 | 27 | €158,350 | €97,400 | €255,750 |

LEADING CONDITIONAL RIDERS BY NO. OF WINS 2013/2014 SEASON

| Jockey | Runs | Wins | 2nd | 3rd | 4th | Win Money | Place Money | Prize-Money |
|--------------------------|------|------|-----|-----|-----|-----------|-------------|-------------|
| Kevin Christopher Sexton | 270 | 22 | 24 | 19 | 17 | €183,110 | €89,124 | €272,234 |
| Jody Samuel McGarvey | 250 | 19 | 22 | 20 | 21 | €169,370 | €75,847 | €245,217 |
| David Ernest Splaine | 282 | 15 | 15 | 18 | 20 | €98,420 | €64,486 | €166,806 |
| Ben Robert Dalton | 217 | 11 | 11 | 15 | 16 | €91,450 | €50,712 | €153,662 |
| Mark Anthony Enright | 125 | 11 | 9 | 14 | 12 | €87,400 | €38,620 | €126,020 |
| Gerard Noel Fox | 149 | 11 | 9 | 11 | 15 | €118,990 | €84,567 | €203,557 |
| Brian Hayes | 184 | 10 | 12 | 7 | 11 | €67,900 | €42,492 | €112,292 |
| Michael Patrick Butler | 154 | 9 | 10 | 11 | 10 | €65,800 | €34,480 | €100,280 |
| Andrew Ring | 209 | 9 | 10 | 8 | 12 | €69,125 | €53,260 | €122,385 |
| Mark Joseph Bolger | 102 | 9 | 8 | 8 | 5 | €58,135 | €26,535 | €84,670 |
| Robert James Jones | 132 | 9 | 4 | 10 | 9 | €66,125 | €16,576 | €82,701 |
| Shane Edward Butler | 144 | 8 | 17 | 14 | 8 | €154,500 | €72,834 | €227,334 |
| Ryan Pearce Treacy | 96 | 7 | 6 | 6 | 4 | €50,050 | €32,480 | €82,530 |
| Brian Francis Cawley | 84 | 7 | 5 | 6 | 3 | €80,600 | €18,325 | €98,925 |
| Shane Shortall | 144 | 6 | 15 | 11 | 11 | €39,900 | €54,966 | €94,866 |
| Keith Michael Donoghue | 63 | 6 | 7 | 4 | 5 | €38,850 | €21,557 | €60,407 |
| Declan Gerard Lavery | 54 | 6 | 7 | 3 | 5 | €45,150 | €19,755 | €64,905 |
| Adam Francis O'Neill | 72 | 6 | 6 | 5 | 5 | €48,760 | €17,010 | €65,770 |
| Ian John McCarthy | 178 | 5 | 8 | 9 | 8 | €56,800 | €35,527 | €92,327 |
| Joseph Patrick Holly | 45 | 5 | 4 | 3 | 5 | €45,450 | €16,010 | €61,460 |

LEADING QUALIFIED RIDERS BY NO. OF WINS 2013/2014 SEASON

| Jockey | Runs | Wins | 2nd | 3rd | 4th | Win Money | Place Money | Prize-Money |
|-------------------------|------|------|-----|-----|-----|-----------|-------------|-------------|
| P. W. Mullins | 143 | 40 | 28 | 14 | 11 | €294,235 | €80,932 | €375,167 |
| Ms. Nina Carberry | 116 | 20 | 15 | 17 | 18 | €145,180 | €91,521 | €236,701 |
| Miss Jane Marie Mangan | 113 | 18 | 13 | 14 | 9 | €98,350 | €39,372 | €137,722 |
| Robert Patrick McNamara | 59 | 13 | 9 | 2 | 2 | €89,250 | €34,912 | €124,162 |
| Jonathan James Burke | 138 | 10 | 6 | 11 | 11 | €110,400 | €29,730 | €140,130 |
| John James King | 84 | 9 | 10 | 5 | 6 | €58,450 | €20,319 | €78,769 |
| Paul Power | 73 | 8 | 11 | 7 | 6 | €43,750 | €22,459 | €66,209 |
| Declan Luke Queally | 78 | 8 | 7 | 6 | 6 | €50,190 | €15,805 | €65,995 |
| Kevin Edward Power | 28 | 8 | 3 | 3 | 1 | €46,200 | €11,715 | €57,915 |
| Ms Katie Walsh | 91 | 7 | 10 | 11 | 11 | €35,490 | €48,388 | €83,878 |
| Steven Crawford | 55 | 7 | 5 | 8 | 8 | €64,700 | €30,830 | €95,530 |
| Noel McParlan | 61 | 7 | 1 | 5 | 2 | €51,000 | €10,080 | €61,080 |
| Richard Joseph Kiely | 55 | 6 | 7 | 8 | 4 | €36,750 | €30,865 | €67,615 |
| David Joseph O'Leary | 40 | 6 | 3 | 3 | 3 | €34,650 | €27,845 | €62,495 |
| Ambrose McCurtin | 54 | 6 | 2 | 4 | 8 | €45,300 | €10,805 | €56,105 |
| Derek O'Connor | 46 | 5 | 10 | 5 | 4 | €32,550 | €22,335 | €54,885 |
| Barry O'Neill | 73 | 5 | 8 | 9 | 8 | €34,125 | €24,070 | €58,195 |
| Harley Dean Dunne | 40 | 5 | 3 | 3 | 4 | €35,250 | €9,055 | €44,305 |
| Colman Joseph Sweeney | 21 | 4 | 6 | 5 | 2 | €25,200 | €13,470 | €38,670 |
| Steven Clements | 62 | 4 | 6 | 3 | 5 | €25,200 | €17,400 | €42,600 |



LEADING FLAT OWNERS 2014

| Owner | Runs | Wins | 2nd | 3rd | 4th | Win Money | Place Money | Prize-Money |
|---------------------------------|------|------|-----|-----|-----|------------|-------------|-------------|
| Mrs John Magnier | 640 | 113 | 88 | 74 | 70 | €1,197,918 | €543,227 | €1,741,145 |
| Michael Tabor | 477 | 98 | 69 | 57 | 47 | €1,070,190 | €451,024 | €1,521,214 |
| Derrick Smith | 424 | 93 | 63 | 55 | 41 | €936,841 | €389,479 | €1,326,320 |
| Mrs J. S. Bolger | 515 | 55 | 56 | 57 | 60 | €686,343 | €395,437 | €1,081,777 |
| H.H. Aga Khan | 178 | 33 | 31 | 37 | 21 | €440,150 | €215,590 | €655,740 |
| F. Gillespie | 1 | 1 | 0 | 0 | 0 | €590,000 | €0 | €590,000 |
| Hamdan Al Maktoum | 92 | 16 | 16 | 7 | 17 | €364,250 | €212,965 | €577,215 |
| Moyglare Stud Farm | 55 | 23 | 6 | 4 | 9 | €444,050 | €50,310 | €494,360 |
| Godolphin | 19 | 6 | 5 | 3 | 3 | €124,520 | €265,100 | €389,620 |
| Qatar Racing Limited | 63 | 9 | 17 | 6 | 6 | €174,245 | €190,675 | €364,920 |
| Juddmonte Farms Ireland Ltd | 45 | 10 | 10 | 3 | 5 | €235,600 | €113,115 | €348,715 |
| K. Abdullah | 3 | 2 | 1 | 0 | 0 | €309,300 | €12,000 | €321,300 |
| Newtown Anner Stud Farm Ltd. | 75 | 12 | 6 | 12 | 9 | €233,350 | €83,030 | €316,380 |
| Flaxman Stables Ireland Ltd | 38 | 6 | 5 | 2 | 4 | €229,712 | €47,582 | €277,294 |
| Mrs A. M. O'Brien | 136 | 18 | 14 | 9 | 11 | €140,550 | €134,108 | €274,658 |
| John P. McManus | 114 | 19 | 13 | 10 | 11 | €182,425 | €68,317 | €250,742 |
| Sean Jones | 71 | 16 | 9 | 15 | 8 | €157,550 | €62,815 | €220,365 |
| Merry Fox Stud Limited | 2 | 2 | 0 | 0 | 0 | €203,400 | €0 | €203,400 |
| A. Black & Owen Promotions Ltd. | 1 | 1 | 0 | 0 | 0 | €177,000 | €0 | €177,000 |
| A. Barnes | 4 | 2 | 0 | 2 | 0 | €152,500 | €21,500 | €174,000 |

Please note prize-money has been calculated by owners percentage share of each horse.

LEADING FLAT TRAINERS BY NO. OF WINS 2014

| Trainer | Runs | Wins | 2nd | 3rd | 4th | Win Money | Place Money | Prize-Money |
|---------------------|------|------|-----|-----|-----|------------|-------------|-------------|
| A. P. O'Brien | 535 | 105 | 75 | 51 | 53 | €3,377,137 | €1,517,015 | €4,894,152 |
| D. K. Weld | 424 | 93 | 49 | 46 | 44 | €1,702,150 | €543,975 | €2,246,125 |
| J. S. Bolger | 509 | 65 | 56 | 60 | 63 | €930,600 | €637,982 | €1,568,582 |
| M. Halford | 445 | 53 | 63 | 54 | 49 | €532,000 | €422,642 | €954,642 |
| G. M. Lyons | 262 | 49 | 44 | 34 | 33 | €578,870 | €379,675 | €958,545 |
| David Wachman | 265 | 29 | 35 | 37 | 27 | €280,175 | €191,145 | €471,320 |
| John M. Oxx | 203 | 29 | 24 | 35 | 25 | €313,250 | €247,030 | €560,280 |
| Edward Lynam | 222 | 28 | 25 | 27 | 26 | €324,382 | €183,095 | €507,477 |
| A. Oliver | 268 | 27 | 18 | 21 | 18 | €234,300 | €114,510 | €348,810 |
| P. D. Deegan | 208 | 23 | 16 | 23 | 19 | €263,650 | €135,917 | €399,567 |
| W. McCreery | 232 | 22 | 20 | 20 | 22 | €400,350 | €115,825 | €516,175 |
| T. Stack | 137 | 19 | 17 | 14 | 20 | €263,660 | €124,465 | €388,125 |
| Kevin Prendergast | 184 | 18 | 19 | 15 | 26 | €249,000 | €123,095 | €372,095 |
| J. P. Murtagh | 195 | 17 | 32 | 16 | 29 | €205,720 | €174,652 | €380,372 |
| Mrs John Harrington | 185 | 17 | 22 | 17 | 14 | €194,000 | €104,552 | €298,552 |
| Patrick J.Flynn | 221 | 17 | 14 | 17 | 14 | €102,900 | €56,055 | €158,955 |
| P. J. Prendergast | 116 | 14 | 19 | 10 | 12 | €113,300 | €86,035 | €199,335 |
| David Marnane | 189 | 14 | 17 | 21 | 25 | €153,160 | €163,040 | €316,200 |
| K. J. Condon | 167 | 14 | 17 | 15 | 22 | €111,650 | €102,480 | €214,130 |
| Adrian McGuinness | 153 | 14 | 13 | 12 | 13 | €93,800 | €47,265 | €141,065 |

LEADING FLAT JOCKEYS BY NO. OF WINS 2014

| Trainer | Runs | Wins | 2nd | 3rd | 4th | Win Money (€) | Place Money (€) | Prize-Money (€) |
|-------------------------|------|------|-----|-----|-----|---------------|-----------------|-----------------|
| Patrick Joseph Smullen | 588 | 118 | 66 | 59 | 73 | €1,901,670 | €502,012 | €2,504,632 |
| Joseph Patrick O'Brien | 409 | 94 | 60 | 44 | 43 | €2,545,850 | €892,410 | €3,450,710 |
| Colin Thomas Keane | 438 | 66 | 54 | 51 | 48 | €639,020 | €345,650 | €996,170 |
| Francis Martin Berry | 463 | 62 | 50 | 55 | 52 | €844,720 | €284,965 | €1,135,985 |
| Kevin James Manning | 463 | 59 | 53 | 56 | 54 | €920,190 | €617,747 | €1,550,937 |
| Shane Foley | 552 | 55 | 70 | 54 | 64 | €534,175 | €450,330 | €1,011,005 |
| Wayne Martin Lordan | 495 | 55 | 58 | 62 | 62 | €595,085 | €394,520 | €1,001,905 |
| Christopher Denis Hayes | 611 | 54 | 69 | 64 | 58 | €548,100 | €386,717 | €949,317 |
| Declan Patrick McDonogh | 364 | 41 | 54 | 47 | 39 | €386,350 | €349,667 | €745,017 |
| Leigh Francis Roche | 365 | 36 | 34 | 31 | 28 | €434,050 | €154,787 | €594,837 |
| William James Lee | 370 | 33 | 32 | 46 | 42 | €512,680 | €184,865 | €703,545 |
| James Anthony Heffernan | 371 | 31 | 41 | 32 | 31 | €416,420 | €429,227 | €907,797 |
| Conor Patrick Hoban | 351 | 27 | 38 | 34 | 31 | €216,000 | €167,292 | €383,292 |
| Connor Richard King | 430 | 26 | 22 | 49 | 35 | €205,435 | €124,527 | €333,462 |
| Sean Corby | 271 | 23 | 26 | 22 | 29 | €237,650 | €145,392 | €385,542 |
| Gary Francis Carroll | 325 | 22 | 28 | 39 | 34 | €210,850 | €192,447 | €405,297 |
| Niall George McCullagh | 414 | 21 | 37 | 37 | 44 | €201,000 | €207,855 | €429,855 |
| Fergal Lynch | 184 | 18 | 14 | 24 | 18 | €142,000 | €117,175 | €273,675 |
| Rory Patrick Cleary | 368 | 17 | 21 | 24 | 31 | €160,420 | €90,105 | €252,525 |
| Robert Peter Downey | 202 | 17 | 19 | 21 | 20 | €120,097 | €68,760 | €193,357 |



LEADING FLAT APPRENTICES BY NO. OF WINS 2014

| Jockey | Runs | Wins | 2nd | 3rd | 4th | Win Money | Place Money | Prize-Money |
|-------------------------|------|------|-----|-----|-----|-----------|-------------|-------------|
| Colin Thomas Keane | 438 | 66 | 54 | 51 | 48 | €639,020 | €345,650 | €996,170 |
| Leigh Francis Roche | 365 | 36 | 34 | 31 | 28 | €434,050 | €154,787 | €594,837 |
| Conor Patrick Hoban | 351 | 27 | 38 | 34 | 31 | €216,000 | €167,292 | €383,292 |
| Connor Richard King | 430 | 26 | 22 | 49 | 35 | €205,435 | €124,527 | €333,462 |
| Sean Corby | 271 | 23 | 26 | 22 | 29 | €237,650 | €145,392 | €385,542 |
| Robert Peter Downey | 202 | 17 | 19 | 21 | 20 | €120,097 | €68,760 | €193,357 |
| Ronan Patrick Whelan | 281 | 15 | 20 | 28 | 22 | €137,810 | €131,267 | €294,377 |
| Thomas Patrick Madden | 208 | 14 | 14 | 12 | 12 | €122,450 | €43,952 | €168,402 |
| Gary Paul Halpin | 144 | 12 | 13 | 15 | 12 | €153,400 | €68,590 | €221,990 |
| Ross Coakley | 145 | 11 | 11 | 12 | 13 | €84,770 | €33,187 | €117,957 |
| Anastasia O'Brien | 135 | 9 | 8 | 8 | 10 | €64,350 | €63,300 | €129,650 |
| Gary John Phillips | 119 | 8 | 10 | 4 | 7 | €44,450 | €22,195 | €66,645 |
| Donnacha Aidan O'Brien | 61 | 7 | 3 | 7 | 5 | €99,850 | €18,730 | €118,580 |
| Luke Philip Dempsey | 48 | 6 | 3 | 2 | 5 | €38,150 | €8,110 | €46,260 |
| Shane Brian Kelly | 120 | 5 | 10 | 7 | 5 | €26,950 | €20,042 | €46,992 |
| Ian Thomas Queally | 144 | 4 | 7 | 10 | 5 | €20,650 | €23,520 | €46,170 |
| Daniel Martin Redmond | 38 | 4 | 6 | 0 | 5 | €29,050 | €11,190 | €40,240 |
| Raymond Dawson | 31 | 4 | 2 | 6 | 4 | €20,300 | €8,955 | €29,255 |
| Donagh William O'Connor | 27 | 4 | 2 | 2 | 3 | €24,500 | €5,970 | €30,470 |
| Caroline Murtagh | 31 | 3 | 2 | 2 | 3 | €18,200 | €8,507 | €28,207 |

FIXTURE LIST 2015

➤ JANUARY

| | | |
|----|-----|--------------|
| 1 | Thu | Fairyhouse |
| 1 | Thu | Tramore |
| 2 | Fri | Dundalk (e) |
| 3 | Sat | Cork |
| 4 | Sun | Naas |
| 5 | Mon | Thurles |
| 9 | Fri | Dundalk (e) |
| 10 | Sat | Punchestown |
| 11 | Sun | Fairyhouse |
| 15 | Thu | Thurles |
| 16 | Fri | Dundalk (e) |
| 17 | Sat | Naas |
| 18 | Sun | Leopardstown |
| 21 | Wed | Fairyhouse |
| 22 | Thu | Gowran Park |
| 23 | Fri | Dundalk (e) |
| 24 | Sat | Navan |
| 25 | Sun | Leopardstown |
| 29 | Thu | Thurles |
| 30 | Fri | Dundalk (e) |
| 31 | Sat | Fairyhouse |

➤ FEBRUARY

| | | |
|----|-----|--------------|
| 1 | Sun | Punchestown |
| 4 | Wed | Down Royal |
| 5 | Thu | Clonmel |
| 6 | Fri | Dundalk (e) |
| 7 | Sat | Naas |
| 8 | Sun | Leopardstown |
| 12 | Thu | Thurles |
| 13 | Fri | Dundalk (e) |
| 14 | Sat | Gowran Park |
| 15 | Sun | Navan |
| 18 | Wed | Punchestown |
| 19 | Thu | Clonmel |
| 20 | Fri | Dundalk (e) |
| 21 | Sat | Fairyhouse |
| 22 | Sun | Naas |
| 26 | Thu | Thurles |
| 27 | Fri | Dundalk (e) |
| 28 | Sat | Leopardstown |

➤ MARCH

| | | |
|----|-----|-------------|
| 1 | Sun | Navan |
| 4 | Wed | Downpatrick |
| 5 | Thu | Clonmel |
| 6 | Fri | Dundalk (e) |
| 7 | Sat | Gowran Park |
| 8 | Sun | Naas |
| 13 | Fri | Dundalk (e) |
| 14 | Sat | Limerick |
| 15 | Sun | Limerick |
| 15 | Sun | Navan |
| 17 | Tue | Down Royal |
| 17 | Tue | Wexford |
| 19 | Thu | Thurles |
| 20 | Fri | Dundalk (e) |
| 21 | Sat | Gowran Park |
| 22 | Sun | Downpatrick |

| | | |
|----|-----|-------------|
| 26 | Thu | Cork |
| 27 | Fri | Dundalk (e) |
| 28 | Sat | Navan |
| 29 | Sun | Curragh |
| 29 | Sun | Limerick |

➤ APRIL

| | | |
|----|------------|------------------------|
| 1 | Wed | Dundalk (e) |
| 2 | Thu | Clonmel (e) |
| 4 | SAT | CORK |
| 5 | SUN | CORK |
| 5 | SUN | FAIRYHOUSE |
| 6 | MON | CORK |
| 6 | MON | FAIRYHOUSE |
| 7 | TUE | FAIRYHOUSE |
| 9 | Thu | Tipperary (e) |
| 10 | Fri | Wexford (e) |
| 11 | Sat | Gowran Park |
| 12 | Sun | Leopardstown |
| 12 | Sun | Tramore |
| 13 | Mon | Tramore (e) |
| 15 | Wed | Limerick |
| 15 | Wed | Leopardstown (e) |
| 16 | Thu | Limerick |
| 17 | Fri | Tipperary |
| 17 | Fri | Dundalk (e) |
| 18 | Sat | Navan |
| 19 | Sun | Curragh |
| 20 | Mon | Cork (e) |
| 21 | Tue | Wexford |
| 22 | Wed | Fairyhouse (e) |
| 23 | Thu | Tipperary (e) |
| 24 | Fri | Dundalk (e) |
| 24 | Fri | Kilbeggan (e) |
| 25 | Sat | Limerick |
| 26 | Sun | Gowran Park |
| 27 | Mon | Naas (e) |
| 28 | TUE | PUNCHESTOWN (E) |
| 29 | WED | PUNCHESTOWN (E) |
| 30 | THU | PUNCHESTOWN (E) |

➤ MAY

| | | |
|----|------------|------------------------|
| 1 | FRI | PUNCHESTOWN (E) |
| 2 | SAT | PUNCHESTOWN |
| 3 | Sun | Sligo |
| 4 | Mon | Curragh |
| 4 | Mon | Down Royal |
| 5 | Tue | Ballinrobe (e) |
| 7 | Thu | Clonmel (e) |
| 8 | Fri | Cork (e) |
| 8 | Fri | Downpatrick (e) |
| 9 | Sat | Wexford |
| 10 | SUN | KILLARNEY |
| 10 | Sun | Leopardstown |
| 11 | MON | KILLARNEY (E) |
| 12 | TUE | KILLARNEY (E) |
| 13 | Wed | Naas (e) |
| 14 | Thu | Tipperary (e) |
| 15 | Fri | Dundalk (e) |
| 15 | Fri | Kilbeggan (e) |

| | | |
|----|------------|-----------------|
| 16 | Sat | Punchestown |
| 16 | Sun | Limerick |
| 17 | Sun | Navan |
| 18 | Mon | Roscommon (e) |
| 19 | Tue | Dundalk (e) |
| 20 | Wed | Sligo (e) |
| 21 | Thu | Clonmel (e) |
| 22 | Fri | Cork (e) |
| 23 | SAT | CURRAGH |
| 24 | SUN | CURRAGH |
| 25 | Mon | Ballinrobe (e) |
| 26 | Tue | Ballinrobe (e) |
| 27 | Wed | Gowran Park (e) |
| 28 | Thu | Fairyhouse (e) |
| 29 | Fri | Down Royal (e) |
| 29 | Fri | Tramore (e) |
| 30 | Sat | Navan |
| 30 | Sat | Tramore (e) |
| 31 | Sun | Kilbeggan |
| 31 | Sun | Listowel |

➤ JUNE

| | | |
|----|------------|--------------------|
| 1 | Mon | Listowel |
| 1 | Mon | Naas |
| 3 | Wed | Punchestown (e) |
| 4 | Thu | Tipperary (e) |
| 5 | Fri | Downpatrick (e) |
| 5 | Fri | Leopardstown (e) |
| 6 | Sat | Limerick (e) |
| 7 | Sun | Curragh |
| 8 | Mon | Roscommon (e) |
| 9 | Tue | Roscommon (e) |
| 10 | Wed | Fairyhouse (e) |
| 11 | Thu | Leopardstown (e) |
| 12 | Fri | Clonmel (e) |
| 13 | Sat | Navan |
| 14 | Sun | Cork |
| 14 | Sun | Downpatrick |
| 15 | Mon | Sligo (e) |
| 17 | Wed | Wexford (e) |
| 18 | Thu | Leopardstown (e) |
| 19 | Fri | Down Royal (e) |
| 19 | Fri | Limerick (e) |
| 19 | Fri | Down Royal |
| 20 | Sat | Gowran Park |
| 21 | Sun | Gowran Park |
| 22 | Mon | Kilbeggan (e) |
| 23 | Tue | Ballinrobe (e) |
| 24 | Wed | Naas (e) |
| 25 | Thu | Leopardstown (e) |
| 26 | FRI | CURRAGH (E) |
| 27 | SAT | CURRAGH |
| 28 | SUN | CURRAGH |
| 30 | Tue | Gowran Park (e) |

➤ JULY

| | | |
|---|------------|------------------------|
| 1 | Wed | Fairyhouse (e) |
| 2 | THU | BELLEWSTOWN (E) |
| 2 | Thu | Tipperary (e) |
| 3 | FRI | BELLEWSTOWN (E) |

| | | |
|----|------------|-------------------------|
| 3 | Fri | Wexford (e) |
| 4 | SAT | BELLEWSTOWN (E) |
| 5 | Sun | Fairyhouse |
| 5 | Sun | Limerick |
| 6 | Mon | Roscommon (e) |
| 7 | Tue | Roscommon (e) |
| 8 | Wed | Naas (e) |
| 9 | Thu | Leopardstown (e) |
| 10 | Fri | Cork (e) |
| 10 | Fri | Navan (e) |
| 11 | Sat | Tipperary |
| 12 | Sun | Dundalk |
| 12 | Sun | Sligo |
| 13 | MON | KILLARNEY (E) |
| 14 | Tue | Downpatrick |
| 14 | TUE | KILLARNEY (E) |
| 15 | WED | KILLARNEY (E) |
| 16 | THU | KILLARNEY |
| 16 | THU | LEOPARDSTOWN (E) |
| 17 | Fri | Kilbeggan (e) |
| 18 | SAT | CURRAGH |
| 19 | SUN | CURRAGH |
| 19 | Sun | Tipperary |
| 20 | Mon | Ballinrobe (e) |
| 21 | Tue | Ballinrobe (e) |
| 22 | Wed | Naas (e) |
| 23 | Thu | Leopardstown (e) |
| 23 | Thu | Limerick (e) |
| 24 | Fri | Down Royal (e) |
| 24 | Fri | Wexford (e) |
| 25 | Sat | Wexford |
| 27 | MON | GALWAY (E) |
| 28 | TUE | GALWAY (E) |
| 29 | WED | GALWAY (E) |
| 30 | THU | GALWAY |
| 31 | FRI | GALWAY (E) |

➤ AUGUST

| | | |
|----|------------|----------------------|
| 1 | SAT | GALWAY |
| 2 | SUN | GALWAY |
| 3 | Mon | Cork |
| 3 | Mon | Naas |
| 4 | Tue | Cork (e) |
| 4 | Tue | Roscommon (e) |
| 5 | Wed | Sligo (e) |
| 6 | Thu | Leopardstown (e) |
| 6 | Thu | Sligo (e) |
| 7 | Fri | Tipperary (e) |
| 8 | Sat | Kilbeggan (e) |
| 9 | Sun | Curragh |
| 9 | Sun | Downpatrick |
| 10 | Mon | Ballinrobe (e) |
| 12 | Wed | Gowran Park (e) |
| 13 | Thu | Leopardstown (e) |
| 13 | THU | TRAMORE (E) |
| 14 | FRI | TRAMORE (E) |
| 15 | SAT | TRAMORE (E) |
| 16 | Sun | Dundalk |
| 16 | SUN | TRAMORE |
| 17 | Mon | Roscommon (e) |
| 18 | Tue | Sligo (e) |
| 19 | WED | KILLARNEY (E) |
| 20 | THU | KILLARNEY (E) |
| 21 | Fri | Kilbeggan (e) |
| 21 | FRI | KILLARNEY (E) |
| 22 | Sat | Curragh |
| 22 | SAT | KILLARNEY |
| 23 | Sun | Curragh |

| | | |
|----|-----|-----------------|
| 25 | Tue | Ballinrobe (e) |
| 26 | Wed | Bellewstown (e) |
| 27 | Thu | Bellewstown (e) |
| 27 | Thu | Tipperary (e) |
| 28 | Fri | Down Royal (e) |
| 29 | Sat | Wexford |
| 30 | Sun | Cork |
| 30 | Sun | Curragh |
| 31 | Mon | Downpatrick |
| 31 | Mon | Roscommon (e) |

➤ SEPTEMBER

| | | |
|----|------------|---------------------------|
| 2 | Wed | Gowran Park (e) |
| 3 | Thu | Clonmel (e) |
| 4 | Fri | Kilbeggan (e) |
| 5 | Sat | Navan |
| 6 | Sun | Dundalk |
| 7 | Mon | Galway (e) |
| 8 | Tue | Galway (e) |
| 9 | Wed | Galway (e) |
| 10 | Thu | Laytown (e) |
| 11 | Fri | Down Royal (e) |
| 12 | SAT | LEOPARDSTOWN (ICW) |
| 13 | SUN | CURRAGH (ICW) |
| 13 | SUN | LISTOWEL |
| 14 | MON | LISTOWEL |
| 15 | TUE | LISTOWEL |
| 16 | WED | LISTOWEL |
| 17 | THU | LISTOWEL |
| 18 | FRI | LISTOWEL |
| 19 | SAT | LISTOWEL |
| 20 | Sun | Gowran Park |
| 22 | Tue | Ballinrobe |
| 24 | Thu | Cork |
| 25 | Fri | Downpatrick |
| 25 | Fri | Dundalk (e) |
| 26 | Sat | Navan |
| 27 | Sun | Curragh |
| 28 | Mon | Roscommon |
| 29 | Tue | Fairyhouse |
| 30 | Wed | Sligo |

➤ OCTOBER

| | | |
|----|-----|-------------|
| 1 | Thu | Clonmel |
| 2 | Fri | Gowran Park |
| 2 | Fri | Dundalk (e) |
| 3 | Sat | Gowran Park |
| 4 | Sun | Tipperary |
| 6 | Tue | Tipperary |
| 7 | Wed | Navan |
| 8 | Thu | Tramore |
| 9 | Fri | Dundalk (e) |
| 10 | Sat | Fairyhouse |
| 10 | Sat | Limerick |
| 11 | Sun | Curragh |
| 11 | Sun | Limerick |
| 13 | Tue | Curragh |
| 14 | Wed | Punchestown |
| 15 | Thu | Punchestown |
| 16 | Fri | Downpatrick |
| 16 | Fri | Dundalk (e) |
| 17 | Sat | Cork |
| 18 | Sun | Cork |
| 18 | Sun | Naas |
| 20 | Tue | Gowran Park |
| 21 | Wed | Navan |
| 22 | Thu | Thurles |
| 23 | Fri | Dundalk (e) |

| | | |
|----|-----|--------------|
| 24 | Sat | Leopardstown |
| 24 | Sat | Wexford |
| 25 | Sun | Galway |
| 25 | Sun | Leopardstown |
| 26 | Mon | Galway |
| 26 | Mon | Wexford |
| 27 | Tue | Punchestown |
| 28 | Wed | Dundalk (e) |
| 29 | Thu | Clonmel |
| 30 | Fri | Down Royal |
| 30 | Fri | Dundalk (e) |
| 31 | Sat | Down Royal |

➤ NOVEMBER

| | | |
|----|------------|-------------------|
| 1 | Sun | Cork |
| 1 | Sun | Naas |
| 4 | Wed | Fairyhouse |
| 5 | Thu | Thurles |
| 6 | Fri | Dundalk (e) |
| 7 | Sat | Naas |
| 8 | Sun | Limerick |
| 8 | Sun | Navan |
| 11 | Wed | Dundalk (e) |
| 12 | Thu | Clonmel |
| 13 | Fri | Dundalk (e) |
| 14 | Sat | Punchestown |
| 15 | Sun | Cork |
| 15 | Sun | Punchestown |
| 17 | Tue | Wexford |
| 18 | Wed | Fairyhouse |
| 19 | Thu | Thurles |
| 20 | Fri | Dundalk (e) |
| 21 | Sat | Gowran Park |
| 22 | Sun | Navan |
| 25 | Wed | Dundalk (e) |
| 26 | Thu | Thurles |
| 27 | Fri | Dundalk (e) |
| 28 | SAT | FAIRYHOUSE |
| 29 | SUN | FAIRYHOUSE |

➤ DECEMBER

| | | |
|----|------------|---------------------|
| 3 | Thu | Clonmel |
| 4 | Fri | Dundalk (e) |
| 5 | Sat | Navan |
| 6 | Sun | Cork |
| 6 | Sun | Punchestown |
| 11 | Fri | Dundalk (e) |
| 12 | Sat | Tramore |
| 13 | Sun | Navan |
| 18 | Fri | Dundalk (e) |
| 19 | Sat | Fairyhouse |
| 20 | Sun | Thurles |
| 26 | Sat | Down Royal |
| 26 | SAT | LEOPARDSTOWN |
| 26 | SAT | LIMERICK |
| 27 | SUN | LEOPARDSTOWN |
| 27 | SUN | LIMERICK |
| 28 | MON | LEOPARDSTOWN |
| 28 | MON | LIMERICK |
| 29 | TUE | LEOPARDSTOWN |
| 29 | TUE | LIMERICK |
| 31 | Thu | Punchestown |

(e) Evening Meeting
RACING FESTIVAL
(ICW) Irish Champions Weekend
 © Horse Racing Ireland

MAJOR RACES 2015

NATIONAL HUNT

04 JANUARY NAAS

Lawlor's Hotel Nov Hdle Grade 1

10 JANUARY PUNCESTOWN

Moscow Flyer Nov Hdle Grade 2

11 JANUARY FAIRYHOUSE

Dan Moore Mem H'cap Chase Grade A

15 JANUARY THURLES

Coolmore EBF Mares Nov Chase Grade 2
Kinloch Brae Chase Grade 2

17 JANUARY NAAS

Limestone Lad Hdle Grade 3
Woodlands Nov Chase Grade 2

18 JANUARY LEOPARDSTOWN

BoyleSports H'cap Hdle Grade B
BoyleSports Chase Grade A
Killiney Nov Chase Grade 2

22 JANUARY GOWRAN PARK

Galmoy Hdle Grade 2
Goffs Thyestes H'cap Chase Grade A

25 JANUARY LEOPARDSTOWN

Golden Cygnet Nov Hdle Grade 2
Frank Ward Solicitors Arkle Nov Chase Grade 1
BHP Irish Champion Hdle Grade 1

31 JANUARY FAIRYHOUSE

Solerina Mares Novice Hurdle Grade 3

01 FEBRUARY PUNCESTOWN

Tied Cottage Chase Grade 2
Grand National Trial H'cap Chase Grade C

05 FEBRUARY CLONMEL

Surehaul Mercedes-Benz Novice Hurdle Grade 3

08 FEBRUARY LEOPARDSTOWN

Deloitte Nov Hdle Grade 1
Hennessy Gold Cup Grade 1
Flogas Nov Chase Grade 1
Spring 4yo Hdle Grade 1

14 FEBRUARY GOWRAN PARK

Red Mills Chase Grade 2
Red Mills Trial Hdle Grade 2

15 FEBRUARY NAVAN

Flyingbolt Nov Chase Grade 2
Ladbroke's Boyne Hdle Grade 2
Ten Up Nov Chase Grade 2

21 FEBRUARY FAIRYHOUSE

Winning Fair Juvenile Hdle Grade 2
At The Races Bobbyjo Chase Grade 2

22 FEBRUARY NAAS

Paddy Power Johnstown Nov Hdle Grade 2
Nas na Riogh Nov Hcp Chase Grade B
Paddy Power Newlands Chase Grade 2

26 FEBRUARY THURLES

Michael Purcell Nov Hdle Grade 2

28 FEBRUARY LEOPARDSTOWN

Carrickmines H'cap Chase Grade B

07 MARCH GOWRAN PARK

Shamrock H'cap Chase Grade B

08 MARCH NAAS

Directors Plate Novice Chase Grade 3
Leinster National Grade B

15 MARCH LIMERICK

Dawn Run EBF Mares Nov Chase Grade 2
Shannon Spray EBF Mares Nov Hdle Grade 3

15 MARCH NAVAN

EBF Nov Final H'cap Chase Grade C

28 MARCH NAVAN

An Uaimh Chase Grade 2

05 APRIL CORK

Imperial Call Chase Grade 3
Easter H'cap Hdle Grade C

05 APRIL FAIRYHOUSE

Coolmore NH Sires Festival Nov Hdle Grade 2
EBF Mares Nov Hdle Final Grade 1
INHSO Final Nov H'cap Hdle Grade B
Ryanair Gold Cup Grade 1

06 APRIL FAIRYHOUSE

Rathbarry Novice Hurdle Grade 2
Greenogue Nov Hcap Chase Grade B
John Fowler Memorial Mares Chase Grade 3
Boylesports Irish Grand National Grade A
Keelings Hurdle Grade 2

07 APRIL FAIRYHOUSE

Normans Grove Chase Grade 2
thetote.ie H'cap Hdle Grade B
Tayto 4yo Hdle Grade 3

28 APRIL PUNCESTOWN

Evening Herald Champion Nov Hdle Grade 1
Growise Nov Chase Grade 1
Boylesports Champion Chase Grade 1
Bragbet H'cap Hdle Grade B

29 APRIL PUNCESTOWN

Bibby Financial Punchestown Gold Cup Grade 1
Attheraces Champion Bumper Grade 1
Irish Daily Mirror War of Attrition Novice Hdle Grade 1
Guinness H'cap Chase Grade A

30 APRIL PUNCESTOWN

Ryanair Nov Chase Grade 1
Ladbroke's World Series Hdle Grade 1
Three.ie H'cap Steeplechase Grade C

01 MAY PUNCESTOWN

Glencarraig Lady Mares H'cap Chase Grade C
Tattersalls Ireland Champion Novice Hdle Grade 1
Aon Novice H'cap Chase Grade A
Racing Post Punchestown Champion Hdle Grade 1

02 MAY PUNCESTOWN

Setanta Sport H'cap Hdle Grade B
Aes Champion 4yo Hdle Grade 1
EBF Mares Champion Hdle Grade 1
Palmerstown House Pat Taaffe H'cap Chase Grade B

10 MAY KILLARNEY

Ladbroke's H'cap Hdle Grade B

11 JULY TIPPERARY

Grimes Hurdle Grade 3

14 JULY KILLARNEY

Bourn Vincent Memorial Handicap S'chase Grade C

29 JULY GALWAY

thetote.com Galway Plate (H'cap Chase) Grade A

30 JULY GALWAY

Guinness Galway Hdle (H'cap) Grade A

01 AUGUST GALWAY

Ladbroke's Mervue Handicap Hurdle Grade C

21 AUGUST KILLARNEY

Lough Leane H'cap Chase Grade C

22 AUGUST KILLARNEY

Brandon H'cap Hdle Grade C

08 SEPTEMBER GALWAY

Ballybrit Nov Chase Grade 3

15 SEPTEMBER LISTOWEL

Latrigue 4yo H'cap Hdle Grade C

16 SEPTEMBER LISTOWEL

Guinness Kerry National (H'cap Chase) Grade A

17 SEPTEMBER LISTOWEL

Ladbroke's H'cap Hdle Grade C

28 SEPTEMBER ROSCOMMON

Kilbegnet Nov Chase Grade 3

03 OCTOBER GOWRAN PARK

Kilkenny Racing Festival H'cap Hdle Grade C
Gowran Champion Chase Grade 2

04 OCTOBER TIPPERARY

Like A Butterfly Nov Chase Grade 3
Tipperary Hdle Grade 2
Joe Mac Nov Hdle Grade 3

11 OCTOBER LIMERICK

Greenmount Park Nov Hdle Grade 3
Ladbroke's Munster National H'cap Chase Grade A

15 OCTOBER PUNCESTOWN

Buck House Nov Chase Grade 3
Carvills Hill Chase Grade 3

18 OCTOBER CORK

Kinsale H'cap Chase Grade B

30 OCTOBER DOWN ROYAL

Hamptons EBF Mares Nov Hdle Grade 3
WKD Hdle Grade 2

31 OCTOBER DOWN ROYAL

Jnwine Champion Chase Grade 1
Ladbroses Skymas Chase Grade 2
Mac's Joy Handicap Hurdle Grade C

01 NOVEMBER CORK

Paddy Power EBF Nov Chase Grade 3
Paddy Power Cork Grand National H'cap
Chase Grade B
Paddy Power EBF Nov Hdle Grade 3

01 NOVEMBER NAAS

Poplar Square Chase Grade 3
Brown Lad H'cap Hdle Grade C

07 NOVEMBER NAAS

Fishery Lane 4yo Hurdle Grade 3

08 NOVEMBER NAVAN

For Auction Nov Hdle Grade 3
Lismullen Hdle Grade 2
Fortria Chase Grade 2

12 NOVEMBER CLONMEL

EBF TA Morris Mem Mares Chase Grade 3
Clonmel Oil Chase Grade 2

15 NOVEMBER CORK

Blackwater H'cap Hdle Grade C

15 NOVEMBER PUNCESTOWN

Craddockstown Nov Chase Grade 2
Florida Pearl Nov Chase Grade 2
Stan James Morgiana Hdle Grade 1

22 NOVEMBER NAVAN

Ladbroses Troytown H'cap Chase Grade B
Monksfield Nov Hdle Grade 2
Proudstown H'cap Hdle Grade C

28 NOVEMBER FAIRYHOUSE

Ballyhack H'cap Chase Grade B
New Stand H'cap Hdle Grade B

29 NOVEMBER FAIRYHOUSE

Winter Festival Juvenile Hdle Grade 3
Bar One Hattons Grace Hdle Grade 1
Bar One Royal Bond Nov Hdle Grade 1
Bar One Drinmore Nov Chase Grade 1
Porterstown H'cap Chase Grade C

06 DECEMBER CORK

Kerry Group Cork Stayers Nov Hdle Grade 3
Kerry Group Hilly Way Chase Grade 2
Lombardstown EBF Mares Nov Chase Grade 3
John Durkan Mem Chase Grade 1

13 DECEMBER NAVAN

Navan Nov Hdle Grade 2
Tara Handicap Hurdle Grade B
Foxrock H'cap Chase Grade C

26 DECEMBER LEOPARDSTOWN

Racing Post Nov Chase Grade 1
Knight Frank Juv Hdle Grade 2

26 DECEMBER LIMERICK

Greenmount Park Nov Chase Grade 2

27 DECEMBER LEOPARDSTOWN

Paddy Power Dial A Bet Chase Grade 1
Paddy Power Future Champions
Nov Hdle Grade 1
Paddy Power H'cap Chase Grade B

27 DECEMBER LIMERICK

Tim Duggan Mem H'cap Chase Grade B

28 DECEMBER LEOPARDSTOWN

Lexus Chase Grade 1
Christmas Hdle Grade 1

28 DECEMBER LIMERICK

Dorans Pride Nov Hdle Grade 3

29 DECEMBER LEOPARDSTOWN

Topaz Fort Leney Nov Chase Grade 1
Ryanair December Hdle Grade 1
EBF Mares Hdle Grade 3

FLAT RACES**29 MARCH CURRAGH**

EBF Park Express Group 3

12 APRIL LEOPARDSTOWN

Ballysax Stakes Group 3
Leopardstown 1000 Guineas Trial Group 3

19 APRIL CURRAGH

Gladness Group 3

04 MAY CURRAGH

Moorebridge Group 3
Athasi Group 3

10 MAY LEOPARDSTOWN

Derrinstown 1000 Guineas Trial Group 3
Derrinstown Derby Trial Group 3
Amethyst Group 3

13 MAY NAAS

Blue Wind Group 3

17 MAY NAVAN

Vintage Crop Group 3

23 MAY CURRAGH

Ridgewood Pearl Stakes Group 2
Weatherbys Greenlands Stakes Group 2
Tattersalls Irish 2000 Guineas Group 1

24 MAY CURRAGH

Airlie Gallinule Group 3
Tattersalls Gold Cup Group 1
Irish 1000 Guineas Group 1

01 JUNE NAAS

Lacken Group 3

07 JUNE CURRAGH

Ballyogan Stakes Group 3

14 JUNE CORK

Munster Oaks Stakes Group 3

18 JUNE LEOPARDSTOWN

Ballycorus Stakes Group 3

27 JUNE CURRAGH

Dubai Duty Free Irish Derby Group 1
Dubai Duty Free Railway Stakes Group 2

28 JUNE CURRAGH

Grangecon Stud Balanchine Group 3
Pretty Polly Stakes Group 1
At The Races Curragh Cup Group 3
International Stakes Group 3

05 JULY FAIRYHOUSE

Brownstown Stakes Group 3

16 JULY LEOPARDSTOWN

Meld Stakes Group 3

18 JULY CURRAGH

Darley Irish Oaks Group 1
Jebel Ali Anglesey Stakes Group 3
Sapphire Stakes Group 2

19 JULY CURRAGH

Minstrel Stakes Group 3
Kilboy Estate Group 2

23 JULY LEOPARDSTOWN

Silver Flash Stakes Group 3
Tyros Stakes Group 3

04 AUGUST CORK

Give Thanks Stakes Group 3

06 AUGUST LEOPARDSTOWN

Ballyroan Stakes Group 3

09 AUGUST CURRAGH

Phoenix Sprint Group 3
Phoenix Stakes Group 1

13 AUGUST LEOPARDSTOWN

Desmond Stakes Group 3

22 AUGUST CURRAGH

Curragh Stakes Group 3
Renaissance Stakes Group 3

23 AUGUST CURRAGH

Ballycullen Group 3
Debutante Stakes Group 2
Galileo EBF Futurity Stakes Group 2
Royal Whip Group 3

27 AUGUST TIPPERARY

Fairy Bridge Group 3

30 AUGUST CURRAGH

Round Tower Stakes Group 3
Dance Design Group 3

12 SEPTEMBER LEOPARDSTOWN

KPMG Kilternan Stakes Group 3
Breeders Cup Trial Golden Fleece Group 3
Coolmore Matron Stakes Group 1
QIPCO Irish Champion Stakes Group 1
Clipper Logistics Solonoway Stakes Group 2

13 SEPTEMBER CURRAGH

Goffs Vincent O'Brien National Stakes
Group 1
Moyglare Stud Blandford Stakes Group 2
Derrinstown Stud Flying Five Stakes Group 2
Palmerstown House St Leger Stakes Group 1
Moyglare Stud Stakes Group 1

20 SEPTEMBER GOWRAN PARK

Cordell Lavarack Stakes Group 3

27 SEPTEMBER CURRAGH

Juddmonte Beresford Stakes Group 2
CL & MF Weld Park Stakes Group 3

02 OCTOBER DUNDALK

Diamond Stakes Group 3

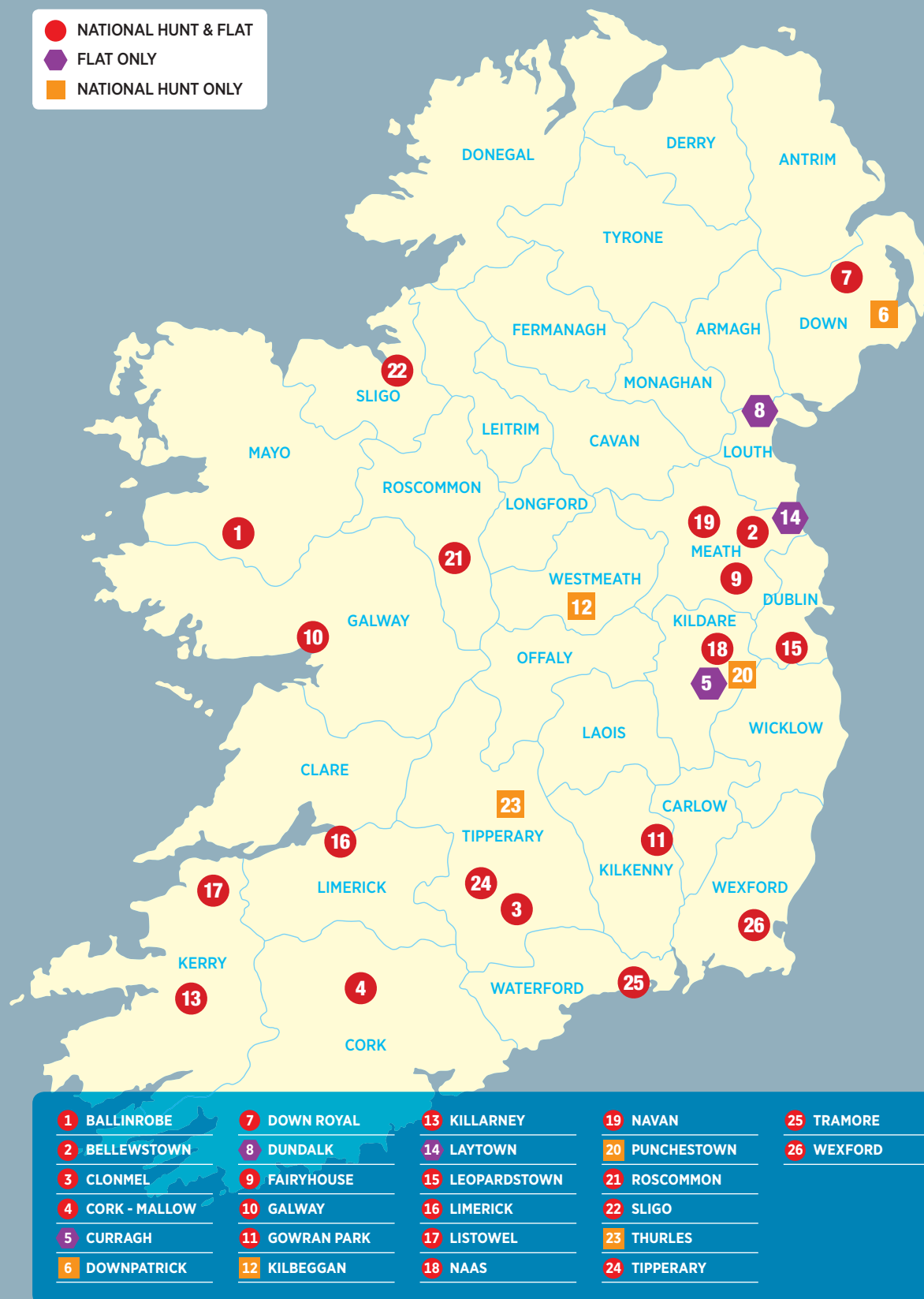
04 OCTOBER TIPPERARY

Concorde Stakes Group 3

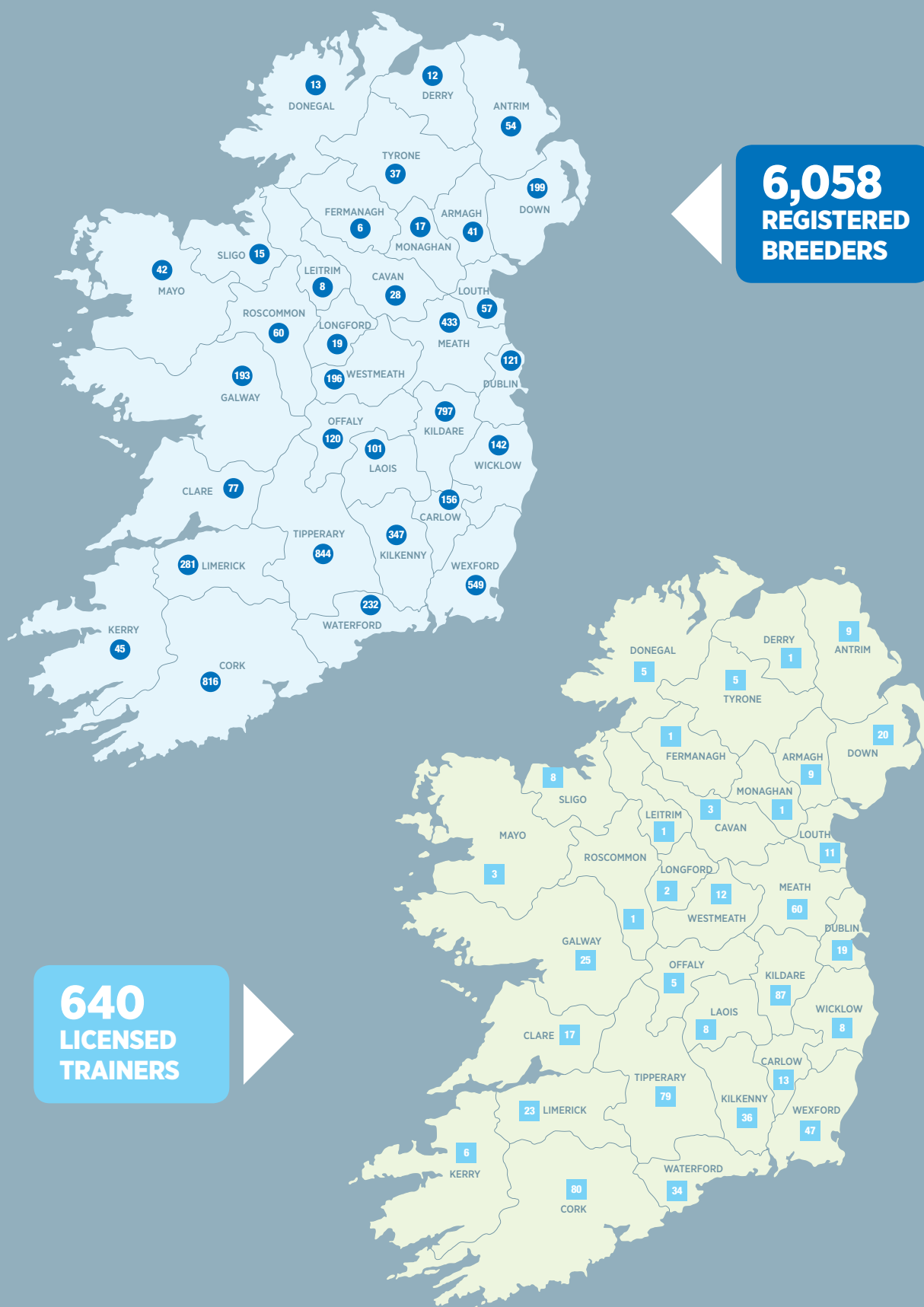
24 OCTOBER LEOPARDSTOWN

Killavullan Stakes Group 3

MAP OF RACECOURSES



MAPS OF BREEDERS & TRAINERS



THE HRI AWARDS 2014



Horse Racing Ireland staged the 12th annual Horse Racing Ireland Awards at Leopardstown Racecourse in December, hosted by Newstalk presenter and racing enthusiast Ivan Yates.

Sole Power, trained by Eddie Lynam was crowned Horse of the Year after completing a fantastic Group 1 double during the summer months, winning the Kings Stand Stakes at Royal Ascot for the second consecutive year and the Nunthorpe Stakes at York.

Eddie Lynam was also awarded the Flat Award for the first time following a memorable year with both Sole Power and Slade Power, who between them won four of the five Group 1 sprints in Britain.

Willie Mullins collected the National Hunt Award after a tremendous season where he had 185 domestic winners and was crowned leading trainer at the Cheltenham Festival. He also helped to create history at the meeting by saddling Quevega to win the OLBG Mares Hurdle for the sixth consecutive year.

Brian Kavanagh, Chief Executive of HRI, presented the Contribution to Industry Award to Mick O'Toole, one of Ireland's leading trainers in the 1970s and the 1980s. Mick enjoyed many big race victories to his credit and together with the late

Dessie Hughes, enjoyed considerable success at the top meetings in Ireland and at the Cheltenham Festival.

Tom Hogan won the Outstanding Achievement Award, which was open to public vote through the HRI Awards App. Tom's stable star Gordon Lord Byron landed The George Ryder Stakes at Rosehill Racecourse in Australia and recorded a thrilling success in the QIPCO Champions Sprint at Ascot.

Wexford native Jamie Codd received the Point-To-Point Award for the second year in a row. Jamie had an exceptional year, winning the Point-To-Point Riders' Title for the first time and also riding his first ever Grade 1 winner when steering Shaneshill to success for Willie Mullins at the Punchestown Festival.

The Racecourse of the Year Award went to Leopardstown Racecourse. It was selected by the Racegoers Consultative Forum based upon the best all-round customer experience.

Punchestown Racecourse received the Most Family-Friendly Award in the special category awards, while Galway Racecourse was awarded Best Catering and Leopardstown won Best Information Services and Best Entertainment.

The award winners received bronze trophies, created by sculptor Siobhan Bulfin.

THE LIST OF WINNERS & NOMINEES FOR THE 2014 HRI AWARDS ARE AS FOLLOWS:

HORSE OF THE YEAR **SOLE POWER**

Nominees: Australia, Jezki, Hurricane Fly, Lord Windermere, Slade Power, Sole Power

NATIONAL HUNT AWARD **WILLIE MULLINS**

Nominees: Barry Geraghty, Jessica Harrington, Willie Mullins and Ruby Walsh.

FLAT AWARD **EDDIE LYNAM**

Nominees: Eddie Lynam, Aidan O'Brien, Pat Smullen and Dermot Weld

POINT-TO-POINT AWARD **JAMIE CODD**

Nominees: Jamie Codd, Brian Hamilton, Derek O'Connor, James Smyth and Robert Tyner

OUTSTANDING ACHIEVEMENT **TOM HOGAN**

Nominees: Jim Culloty, Tom Hogan, Wayne Lordan, Willie McCreery, Quevega and Davy Russell

CONTRIBUTION TO THE INDUSTRY **MICK O'TOOLE**

Previous winners: Jim Bolger, Moyglare Stud, Dermot Weld, Colm Murray and Mick Kinane.

RACECOURSE OF THE YEAR **LEOPARDSTOWN**

SPECIAL CATEGORY AWARDS

Best Information Services – Leopardstown
Best Racecourse Catering – Galway
Most Family Friendly Racecourse – Punchestown
Best Race Day Entertainment – Leopardstown



1. The 2014 Horse Racing Ireland Awards winners.
2. Paddy Power, Eddie Lynam, Minister Simon Coveney and Willie Power after Sole Power was crowned Horse Of The Year.
3. Bryan Cooper and Sarah Ann Madden.
4. Caroline Norris and Tammy O'Brien.
5. Mark and Dermot Weld.
6. Jamie Codd and Robyn O'Sullivan.
7. HRI Chairman Joe Keeling speaking at the 2014 Horse Racing Ireland Awards.
8. Amy Lynam and Sarah Gavin.
9. Contribution to Industry Award winner Mick O'Toole.
10. Ciaran McManus, JP McManus and HRI Chief Executive Brian Kavanagh.
11. Minister Simon Coveney presenting Racecourse of the Year award to Leopardstown Chairman Dave McGrath and CEO Pat Keogh.
12. Outstanding Achievement Award winner Tom Hogan.
13. Carey-Ann and Wayne Lordan.

CROWNING THE CHAMPIONS 2014



Every year, Horse Racing Ireland crowns the champion owners, trainers and jockeys of National Hunt and Flat racing. The leading lights of the National Hunt were presented with their awards on the closing day of the season at the Punchestown Festival on May 3rd, 2014 and the Flat winners were crowned at Leopardstown on Sunday, October 26th, 2014.

The award winners were as follows:

NATIONAL HUNT CHAMPIONS

CHAMPION NATIONAL HUNT OWNER JP MCMANUS

The ownership title was fiercely contested between JP McManus and Gigginstown House Stud, with JP McManus claiming the title by the narrowest of margins. Carlingford Lough, Jezki, Defy Logic and Gilgamboa were among the horses to record big-race success in the famous McManus colours in Ireland in the 2013/14 season.

CHAMPION NATIONAL HUNT TRAINER WILLIE MULLINS

With 186 winners, Willie Mullins stamped his authority over the 2013/2014 National Hunt Season to retain his Champion Trainer title. Mullins had a memorable season with Hurricane Fly who entered the history books at Punchestown in November 2013 when he won his 17th Grade 1 race, setting a new world record for the most number of Grade 1 victories ever achieved. By the end of 2014, Hurricane Fly's tally of Grade 1 wins had reached a magnificent 21.

CHAMPION NATIONAL HUNT JOCKEY RUBY WALSH

Despite breaking his arm at the Cheltenham Festival in March, Ruby Walsh, retained rider for Willie Mullins, won the Champion Jockey title in decisive fashion with 122 wins, nearly 50 wins clear of his nearest rival, Davy Russell. Walsh ended the season in spectacular style with Grade 1 wins on Faugheen,

Boston Bob, Vautour, Annie Power and Abbyssial at the Punchestown festival.

CHAMPION CONDITIONAL JOCKEY KEVIN SEXTON

The Conditional Jockeys title went down to the wire between Kevin Sexton and Jody McGarvey. In the end, the title went to 19-year-old Kildare native Sexton with 22 wins, three more than his weigh room colleague. His most valuable win of the season came on Blacklough, trained by Willie Austin, at Cork in the Easter Handicap Hurdle.

CHAMPION QUALIFIED RIDER PATRICK MULLINS

Twenty-four-year-old Patrick Mullins once again dominated the amateur ranks and took his seventh Champion Qualified Riders title with 42 wins, 20 clear of Nina Carberry. Wicklow Brave, Morning Run, Shaneshill and Faugheen were just some of the equine stars Patrick Mullins was associated with in a hugely successful season.

2



5



3



4



6



7



FLAT CHAMPIONS

CHAMPION FLAT OWNER

MRS JOHN MAGNIER

Part-owner of Australia, Mrs John Magnier was crowned Champion Owner. Her involvement with Group 1 winners Bracelet and Dick Whittington ensured that she would take this year's Owner's Title. She also has two exciting prospects for next year's Classics, which run in her famous dark blue silks, Ol' Man River and John F Kennedy.

CHAMPION FLAT TRAINER

AIDAN O'BRIEN

Aidan O'Brien, who had 102 winners this season, retained the Champion Flat Trainer title. The highlight of his season at home was winning the Dubai Duty Free Irish Derby with Australia in June, giving him his 11th victory in the Irish showpiece.

CHAMPION FLAT JOCKEY

PAT SMULLEN

Crowned Champion Jockey for the first time in 2000, Pat Smullen claimed the

title this year for the seventh time, after riding over 100 winners in a season for the first time. His highlights for the season include winning on Tarfasha in the Blandford Stakes, Fascinating Rock in both the Ballysax Stakes and the Derrinstown Stud Derby Trial, while he won four races on the prolific Carla Bianca and partnered Free Eagle to take the KPMG Enterprise Stakes at Leopardstown on Irish Champions Weekend.

CHAMPION APPRENTICE

COLIN KEANE

Twenty-year-old Colin Keane won the Champion Apprentice Title this year with 54 winners. The son of Trainer Gerry Keane, he made steady progress as a rider throughout 2011 and 2012, but it was when he joined the Ger Lyons yard in 2013 that his career really began to take off. Colin came close to matching the record number of wins by an apprentice in a season, currently held by Joseph O'Brien whose 57 wins in 2011 beat Raymond Carroll's 52 wins set in 1976.

1. Ruby Walsh Champion being crowned HRI National Hunt Jockey at the Punchestown Festival.
2. Horse Racing Ireland National Hunt Champions Presentation at the Punchestown Festival.
3. Pat Smullen with his Champion Flat Jockey trophy at the presentation at Leopardstown.
4. Ireland and Leinster rugby player Fergus McFadden presenting Champion Flat Trainer Aidan O'Brien with his trophy at Leopardstown.
5. Champion Apprentice Colin Keane pictured at Fairyhouse.
6. Aminabad and Patrick Mullins win the www.leopardstown.com (Pro/Am) Flat Race at Leopardstown.
7. Balbriggan and Kevin Sexton jumping on the way to winning The Ladbrokes Troytown Chase at Navan.

IRISH CHAMPIONS WEEKEND 2014

Surpassing all expectations, the inaugural Irish Champions Weekend was a terrific success. Two great days of racing, a good as one would get anywhere in Europe, boasted five hotly-contested Group 1 races at Leopardstown and the Curragh. With over 24,000 in attendance on the Saturday and Sunday, Irish Champions Weekend was a sporting and social event combining history, spectacle, glamour, excitement and prestige. It showcased Ireland as a world centre of excellence for horse racing and breeding. Memorable wins for UK raiders The Grey Gatsby and Brown Panther were the highlight of the action on the racecourse.

Irish Thoroughbred Marketing's promotion of the Goffs Champion Sale in the Leopardstown parade ring before racing paid massive dividends. Quite an attraction for novice and seasoned racegoers, the sale featured 11 racehorses of which nine were sold. Timiyan was the most expensive lot at an impressive €470,000 and the total spent at the sale was over €2 million.

Racing at the Curragh on the Sunday was preceded by the Curragh Thoroughbred Trail. Over 400 people took the opportunity to visit some key local training establishments, including the racing yards of Johnny Murtagh, Michael Halford, John Oxx and Paul Deegan. The world famous Irish National Stud and Kildangan Stud threw open their gates and the Racing Academy and Centre for Education was another popular stop on the tour.

After racing at Leopardstown on Saturday, the Irish European Breeders Fund hosted the inaugural Irish Champions Dinner in the Four Seasons Hotel. Sponsored by Kilfrush Stud, the Irish Thoroughbred Breeders Association, Irish Thoroughbred Marketing and Horse Racing Ireland the gala dinner was a celebration of the Irish racing industry and a weekend that put Irish Flat racing firmly on the map.



1. Potential buyers examining a lot before the inaugural Goffs Champions Sale at Leopardstown.
2. Designer Louise Kennedy, HRI Chairman Joe Keeling, Minister Simon Coveney and Irish Champions Weekend Ambassador Victoria Smurfit at Leopardstown.
3. Linda Morrison winner of the Style and Elegance best dressed competition at the Curragh on Irish Champions Weekend.
4. Gary Witherford breaking a horse in 15 minutes at Eddie Harty's yard on the Curragh Thoroughbred Trail.
5. The Grey Gatsby (left) and Ryan Moore duelling with Australia (right) to win the QIPCO Irish Champion Stakes at Leopardstown.
6. Victoria Smurfit at Irish Champions Weekend.
7. Brown Panther and Michael Owen with Richard Kingscote and Tom Dascombe after winning The Palmerstown House Estate Irish St Leger at the Curragh.
8. Crowds at the Curragh on Irish Champions Weekend.

PHOTOGRAPHY INDEX 2014

COVER: The Grey Gatsby (left) duelling with Australia (right) to win the QIPCO Irish Champion Stakes at Leopardstown. **PM**

IFC: Stretching legs before action starts on the beach at Laytown. **DD**

PAGE 2: Sea The Stars at Giltown Stud. **PM**

PAGE 3: Gordon Lord Byron and Wayne Lordan winning The QIPCO British Champions Sprint Stakes at Ascot. **MC**

PAGE 4: Vautour ridden by Ruby Walsh, wins the Irish Stallion Farms EBF Beginners Steeplechase Navan Sun 23 November 2014. **CN**

PAGE 5 (LEFT): Shutthefrontdoor and Barry Geraghty after winning the Boylesports Irish Grand National at Fairyhouse. **CN**

PAGE 5 (TOP RIGHT): Robbie McNamara celebrates winning the Weatherbys Champion Bumper aboard Silver Concorde at the Cheltenham Festival. **PM**

PAGE 5 (MIDDLE RIGHT): Road To Riches and Shane Shortall win the Tote Galway Plate at the Galway Festival. **PM**

PAGE 5 (BOTTOM RIGHT): Sizing Europe ridden by Andrew Lynch jumping the last to win the Boylesports.Com Champion Steeplechase at Punchestown. **CN**

PAGE 6: Brown Panther and Richard Kingscote winning the Palmerstown House Estate Irish St Leger during Irish Champions Weekend at The Curragh. **PM**

PAGE 7 (TOP): Free Eagle and Pat Smullen were easy winners of The KPMG Enterprise Stakes at Leopardstown. **AB**

PAGE 7 (BOTTOM LEFT): Kingman and James Doyle winning The Tattersalls Irish 2000 Guineas at the Curragh. **AB**

PAGE 7 (BOTTOM MIDDLE): Marvellous and Ryan Moore winning The Etihad Airways Irish 1000 Guineas at the Curragh. **AB**

PAGE 7 (BOTTOM RIGHT): Noble Mission ridden by James Doyle winning the Tattersalls Gold Cup at The Curragh. **CN**

PAGE 8: Huge crowds look on as Australia is paraded before the QIPCO Irish Champion Stakes. **MT**

PAGE 9 (TOP): 'Go Racing Kids' Club' - School Tour & Education Day at Listowel Racecourse, September 2014. **HR**

PAGE 9 (BOTTOM LEFT): Paul Townend, John Cullen and Barry Geraghty taking part in the ASL Ice Bucket Challenge Killarney. **PM**

PAGE 9 (BOTTOM MIDDLE): Student Raceday Leopardstown. **PM**

PAGE 9 (BOTTOM RIGHT): A general view of the Champion Style and Elegance competition. **MT**

PAGE 10 (TOP LEFT): Steward at the Spin 103.8 Student Raceday at Leopardstown. **PM**

PAGE 10 (TOP MIDDLE): Action from the bumper at Tipperary with Definite Dream winning under Robbie McNamara. **HR**

PAGE 10 (TOP RIGHT): Carmels Boy and Richie Deegan holding off Close One and David Casey to win The Navan Welcomes Owners Today Handicap Hurdle at Navan. **AB**

PAGE 10 (BOTTOM): Thousand Stars and Paul Townend lead the field before winning the Keelings Irish Strawberry Hurdle on Irish Grand National Day at Fairyhouse. **PM**

PAGE 11 (TOP): General view of the statue of Snow Fairy at Leopardstown. **CNI**

PAGE 11 (BOTTOM LEFT): The running of the Martinstown Opportunity Handicap Hurdle at Navan. **PM**

PAGE 11 (BOTTOM RIGHT): The Follow @tipperaryraces On Twitter Median Auction Maiden at Tipperary. **PM**

PAGE 12: Astaire and Neil Callan win The Irish Thoroughbred Marketing Gimcrack Stakes from Wilshire Boulevard and Ryan Moore at York. **MC**

PAGE 13 (TOP LEFT): Mastercraftsman. **CM**

PAGE 13 (TOP MIDDLE): George Ryder Stakes winner Gordon Lord Byron with trainer Tom Hogan at The Curragh. **PM**

PAGE 13 (TOP RIGHT): Australia and Joseph O'Brien win the Juddmonte International Stakes at York. **ML**

PAGE 13 (BOTTOM): Galileo. **CM**

PAGE 14: Racing at Leopardstown. **MT**

PAGE 15: Aidan O'Brien climbs the Stewards tower to watch his groups of two year olds work after racing at Leopardstown. **PM**

PAGE 16 (TOP): Kerry National crowd at the Listowel Festival. **PM**

PAGE 16 (BOTTOM): Racegoers cheer on horses on the second day of the Leopardstown Christmas Festival Photo: **MT**

PAGE 23: Tote.com saddle cloth. **CN**

PAGE 24: 2013 Leopardstown Christmas Festival. **MT**

PAGE 28: Horses heading down to the all-weather gallop at Ballydoyle. **CN**

PAGE 29 (TOP): Mydor and Shane Shortall win the Ryans Cleaning Event Specialists Handicap Hurdle Div II for the Mulvaney's Bar Syndicate at Tipperary. **PM**

PAGE 29 (BOTTOM): Rich Ricci, winning owner of Faugheen gives him a kiss at the Punchestown Festival. **PM**

PAGE 31: Mr Bounty (blue/red) and Christopher Geoghegan win the O'Neills Sports Handicap at Laytown. **PM**

PAGE 38: Phar And Away and Derek O'Connor lead the Kildare Hunt Club Fr Sean Breen Memorial Cross Country Race at the Punchestown Festival. **PM**

PAGE 39 (LEFT): Sheikh Fahad Al Thani presenting Trophies for the QIPCO Irish Champion Stakes won by The Great Gatsby to Omar Mohammed, Frank and Christine Gillespie, Kevin Ryan and Ryan Moore. **CN**

PAGE 39 (RIGHT): Presentation to Michael Owen after Brown Panther won The Palmerstown House Estate Irish St Leger at the Curragh. **AB**

PAGE 40: On His Own and Paul Townend jump the first with Panther Claw, Oscars Business, Los Amigos, Lookoutnow and Sole Witness before winning the Goffs Thyestes Handicap Chase at Gowran Park. **PM**

PAGE 44 (TOP): Mala Beach and Robbie Colgan winning The Racing In Kildare Beginners Chase at Punchestown. **AB**

Page 44 (SECOND FROM TOP): McHale Raceday Launch 2014 at Ballinrobe Racecourse. **TF**

Page 44 (SECOND FROM BOTTOM): Tarfasha and Pat Smullen win the Moyglare 'Jewels' Blandford Stakes during Irish Champions Weekend at the Curragh. **PM**

Page 44 (BOTTOM): Fashion on Hennessy Gold Cup Day at Leopardstown. **PM**

Page 45: Eddie Harty talks to his riders after working on the grass gallop on a frosty morning at the Curragh. **PM**

Page 54 (TOP): Aidan O'Brien after Illusive's win in the Foxrock Maiden at Leopardstown. **PM**

Page 54 (SECOND): Dermot Weld at Gowran. **PM**

Page 54 (THIRD): Jim Bolger at Leopardstown. **CN**

Page 54 (FOURTH): Ger Lyons at the launch of the inaugural Irish Champions Weekend. **KH**

Page 54 (BOTTOM): Mick Halford. **PM**

Page 56: J.P. McManus after Jacksonslady won the Latin Quarter Chase at the Galway Festival. **PM**

Page 59: Sue Magnier and Derrick Smith after the Ladbrokes St Leger at Doncaster. **EW**

Page 61: Colin Keane after winning the 7f Fillies Maiden at Gowran Park. **PM**

Page 68-69: See pages for captions. **CB/JO'S**

Page 70-71: See pages for captions. **PM/CN/AB**

Page 72: See page for captions. **AB/MT/SL/PM/AB/HR**

PHOTOGRAPHERS

- PM** - Patrick McCann, Racing Post
- DD** - David Drew
- MC** - Mark Cranham - cranhamphoto.com
- CN** - Caroline Norris
- AB** - Alain Barr, Racing Post
- HR** - Healy Racing
- ML** - Martin Lynch
- MT** - Morgan Treacy INPHO
- CNI** - Cathal Noonan INPHO
- KH** - Kieran Harnett
- EW** - Edward Whitaker, Racing Post
- CB** - Chris Bellew - Fennell Photography
- JO'S** - Jennifer O'Sullivan
- SL** - Sasko Lazarov - Photocall Ireland
- TF** - Trish Forde
- CM** - Coolmore Stud

HORSE RACING IRELAND,
BALLYMANY,
THE CURRAGH,
CO. KILDARE.

TEL: 045 455 455

FAX: 045 455 456

EMAIL: INFO@HRI.IE

WEBSITE: WWW.HRI.IE



HORSE RACING
IRELAND

