



HORSE RACING IRELAND  
RÁSAÍOCHT CAPALL ÉIREANN

# FACTBOOK

EVERY RACING MOMENT 2023





# CONTENTS

<b>INTRODUCTION</b>	<b>02</b>
<b>STATISTICS</b>	<b>03</b>
Attendance	04
Betting	08
Breeders	13
Overseas Winners	14
Horses in Training	16
Ownership	17
Fixtures	18
Entries and Runners	20
Balloting	25
Prize-Money	27
Trainers, Riders and Staff	35
Leading Horses	36
Exports	38
Classifications	41
Owners, Trainers and Riders	46
<b>MAP OF RACECOURSES</b>	<b>52</b>
<b>MAPS OF BREEDERS AND TRAINERS</b>	<b>53</b>
<b>THE HRI AWARDS 2023</b>	<b>54</b>
<b>CROWNING THE CHAMPIONS</b>	<b>56</b>
<b>IRISH THOROUGHBRED INDUSTRY EMPLOYEE AWARDS 2023</b>	<b>58</b>
<b>PHOTOGRAPHY INDEX</b>	<b>59</b>
<b>FIXTURE LIST 2024</b>	<b>60</b>



# INTRODUCTION 2023

Welcome to the nineteenth edition of the Horse Racing Ireland Factbook which reflects on a solid year for Irish racing and breeding. Figures relating to ownership, commercial sponsorship, the value of bloodstock sales, attendances and on-course betting in 2023 clearly demonstrate an underlying strength within the industry.

In May 2023, Horse Racing Ireland produced the report on the Social and Economic Impact of Irish Thoroughbred Breeding and Racing, as compiled by Deloitte. A little over five years earlier, Deloitte's economic impact document detailed the manner of how the industry delivers for Ireland, defining the industry's exceptional reach and its effect on employment and economic activity across the country. The latest report shows how, in a relatively short period of time, the industry has grown by 34%, now delivering a total direct and stimulated expenditure of €2.46 billion per annum.

There are over 30,000 people working directly and indirectly in the racing and breeding industry in Ireland. Regardless of their role, each person contributes to the industry's success. It is telling that we operate in a highly competitive international environment and yet go toe-to-toe with our major competitors, far bigger countries with far larger populations and resources.

Thanks to our own Government support and a skilled and dedicated workforce, Ireland's global position in racing and breeding is to be envied. Many international owners are choosing Ireland ahead of other top racing jurisdictions. Their investment is a significant vote of confidence in both Ireland and in our industry. As the results from the biggest and best races around the world show, these decisions to put horses in training in Ireland are well rewarded.

At the 2023 Cheltenham Festival, there were 18 Irish-trained winners, for 15 different owners and nine different trainers, highlighted by the victory of Galopin Des Champs in the Boodles Cheltenham Gold Cup and a farewell success for Honeysuckle in the Close Brothers Mares' Hurdle. It was also heartening to see four Irish-based trainers and eight Irish-based jockeys enjoying their first Festival winners.

In 2023, Irish-trained horses were Classic winners in Ireland and Britain. There was double Group 1 success in France and Irish horses won four Grade 1 races in America, with two of those victories coming at the Breeders' Cup. Irish-trained horses were also big-race winners in Dubai and Qatar early in the year while Aidan O'Brien's Luxembourg went close to another major win in the final weeks of the year in Hong Kong.

Eye-catching overseas success does so much to boost the industry within our own shores. The appeal of horse racing to a wider audience is well demonstrated in the levels of commercial sponsorship

which grew by close to 9% to €6.3m in 2023. From within the industry, the European Breeders' Fund's contribution through sponsorship came in at €2.67m, up 3.1%.

Racecourses have worked hard to attract new sponsors who often have no connection to racing or breeding. These arrangements introduce a new audience to the sport. The huge commitment to racing of both RTE and TG4, who between them will broadcast a record number of race meetings and races on terrestrial television in 2024, also highlights racing's broader appeal.

I note that while the total number of owners fell by 1.2% to 4,698 and the number of new owners is down by 1.6% to 805, the number of syndicates rose by 4% to 858 and the number of companies registered as owners in Ireland was up 3.3% to 158. Encouragingly, the owner retention rate, as important as any of the yearly figures, has risen to 73.7%, up 1.2% on 2022.

A focus on the USA and UK by our Ownership Department resulted in a rise in the number of owners from those countries with horses-in-training in Ireland. A total of 357 UK-based owners, an increase of 7.5%, and 107 owners resident in the USA, up from 90 in 2022, were registered during the year. The Deloitte report shows that Irish racing and breeding attracts over €550m in foreign direct investment each year, a considerable sum by any measure.

This added interest in Ireland by overseas owners is certainly a factor in the overall number of horses-in-training which is up 2.3% to 10,444. While the number of fixtures and races was exactly the same in 2023 as it was in the previous year, prize money in Ireland rose by 2.1% to €68.12m. A measure of how competitive our horses are when they travel to compete abroad is demonstrated by an increase of almost 41% to Stg£16.74m in the prize money won by Irish-trained horses in Britain, with €10.39m won by our horses in the rest of the world, up almost 31% on 2022.

Total on-course betting, including Tote, rose to €80.5m in 2023, an increase of 5.9%. Bookmaker betting on-course increased by the same percentage to €69.8m, a figure comprising €59.9m, up 5.1%, in the betting ring and a turnover of €9.9m in the on-course SP shops, up 11.2% on 2022.

Total Tote betting, incorporating the World Pool meetings at the Curragh on Dubai Duty Free Irish Derby Day in early July and the opening day of the Irish

Champions Festival at Leopardstown in September, has risen by 9.6% to €78m. Betting on-course with Tote is up by 5.6% to €10.7m. Off-course betting receipts amounted to €102.6m, a slight increase on the 2022 figure of €102m. The World Pool has given a tremendous boost to horse racing across the globe and I look forward to working with the Hong Kong Jockey Club to further explore the possibility of a greater number of Irish race meetings and races becoming World Pool events.

Each racecourse is tasked with reporting to Horse Racing Ireland the attendance at every fixture. In 2023, racecourses reported combined attendances of 1.236m, down by 1% on the figures supplied in 2022. A number of fixtures, often referred to as "industry meetings", struggle to attract racegoers but they are crucial to the industry in terms of offering opportunities to race to mainly lower grade horses. Attendances, regularly swelled by the numbers of racegoers from overseas, peak at the many festivals throughout the year and these days offer a more accurate reflection of the overall appeal of the sport.

Away from the racecourse, a very welcome figure relates to the overall value of bloodstock sales at public auction. Once again, this figure has increased, in 2023 it was up by 7.5% to €231.5m while the value of Irish-foaled export horses sold through auction was €333.7m, an increase of 13.8%. The number of countries to which Irish-foaled horses were sold at auction was 33, one less than in 2022.

Regardless of prevailing economic conditions and consumer sentiment, the annual Horse Racing Ireland Factbook provides a comprehensive overview of the Irish racing and breeding industry. The figures and full-year statistics for 2023 show the industry to be in a strong position, continuously delivering a measurable economic return for the country as a whole and for rural communities in every county.

We would welcome your feedback on this report and suggestions that you might have regarding additional areas of the industry that might be covered in future editions.

**Suzanne Eade,**  
CEO,  
Horse Racing Ireland



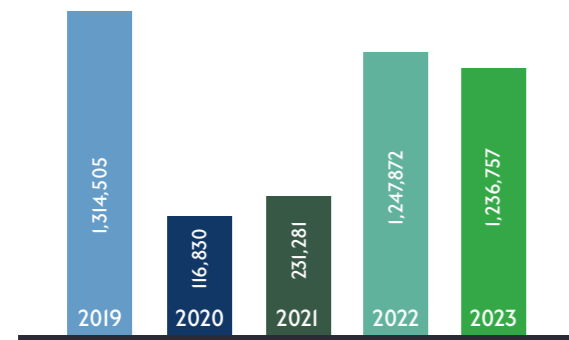
# HORSE RACING STATISTICS 2023





# ATTENDANCE 2023

## TOTAL ATTENDANCE 2019 - 2023\*



## TOP SEVEN FESTIVALS BY ATTENDANCE 2023 V 2022

Festival	No. of Days 2023	2023	2022	Variance	% +/-
Galway	7	122,362	116,720	5,642	5%
Punchestown	5	120,727	115,729	4,998	4%
Listowel	7	92,454	91,605	849	1%
Leopardstown (Christmas)	4	62,049	60,478	1,571	3%
Leopardstown (DRF)	2	34,951	24,911	10,040	29%
Fairyhouse (Easter)	3	28,834	27,050	1,784	6%
Curragh (Derby Meeting)	3	23,653	19,900	3,753	16%
<b>Total</b>		<b>485,030</b>	<b>456,393</b>	<b>28,637</b>	<b>6%</b>



\*All Attendance figures as supplied to HRI by each racecourse

## ATTENDANCE BY RACECOURSE 2023 V 2022

Racecourse	Attendance (2023)	Attendance (2022)	Fixtures (2023)	Fixtures (2022)	Average (2023)	Average (2022)	Variance	Variance %
Ballinrobe	23,685	24,517	10	10	2,368	2,451	(832)	(3%)
Bellewstown	11,416	12,285	8	8	1,427	1,535	(869)	(7%)
Clonmel	13,734	13,837	12	12	1,144	1,153	(103)	(1%)
Cork	41,540	36,805	21	20	1,978	1,840	4,735	13%
Curragh	92,027	81,474	23	23	4,001	3,542	10,553	13%
Down Royal	40,507	41,476	13	13	3,115	3,190	(969)	(2%)
Downpatrick	28,054	26,372	10	10	2,805	2,637	1,682	6%
Dundalk	48,574	40,830	43	44	1,129	927	7,744	19%
Fairyhouse	64,475	61,106	21	21	3,070	2,909	3,369	6%
Galway	136,546	129,581	13	13	10,503	9,967	6,965	5%
Gowran Park	43,925	43,891	18	18	2,440	2,438	34	0%
Kilbeggan	28,078	32,506	10	10	2,807	3,250	(4,428)	(14%)
Killarney	26,655	26,576	13	14	2,050	1,898	79	0%
Laytown	4,521	5,234	1	1	4,521	5,234	(713)	(14%)
Leopardstown	176,066	165,719	23	23	7,655	7,205	10,347	6%
Limerick	33,926	93,039	18	18	1,884	5,168	(59,113)	(64%)
Listowel	95,727	94,909	10	10	9,572	9,490	818	1%
Naas	30,246	25,299	20	20	1,512	1,264	4,947	20%
Navan	31,762	26,209	18	16	1,764	1,638	5,553	21%
Punchestown	152,280	141,235	21	21	7,251	6,725	11,045	8%
Roscommon	12,283	13,074	9	9	1,364	1,452	(791)	(6%)
Sligo	23,894	21,844	9	9	2,654	2,427	2,050	9%
Thurles	17,273	20,101	11	11	1,570	1,827	(2,828)	(14%)
Tipperary	14,846	15,961	11	11	1,349	1,451	(1,115)	(7%)
Tramore	35,264	38,702	12	12	2,938	3,225	(3,438)	(9%)
Wexford	9,453	15,290	10	11	945	1,390	(5,837)	(38%)
<b>Total</b>	<b>1,236,757</b>	<b>1,247,872</b>	<b>388</b>	<b>388</b>	<b>3,188</b>	<b>3,216</b>	<b>(11,115)</b>	<b>(1%)</b>

## ATTENDANCE ANALYSIS BY MEETING TYPE 2023 V 2022

Meeting Type	2023			2022		
	Total Attendance	Number of Meetings	Average Attendance	Total Attendance	Number of Meetings	Average Attendance
Both	124,816	8	15,602	118,896	8	14,862
Flat	382,379	177	2,160	377,565	178	2,121
NH	729,562	203	3,593	751,411	202	3,719
<b>Total</b>	<b>1,236,757</b>	<b>388</b>	<b>3,188</b>	<b>1,247,872</b>	<b>388</b>	<b>3,216</b>

## ATTENDANCE ANALYSIS BY DAY OF WEEK 2023 V 2022

Day of Week	2023			2022		
	Number of Meetings	Total Attendance	Average Attendance	Number of Meetings	Total Attendance	Average Attendance
Sunday	63	216,320	3,433	61	187,320	3,070
Monday	37	107,427	2,903	44	142,326	3,234
Tuesday	42	111,108	2,645	38	99,295	2,613
Wednesday	50	146,640	2,932	51	150,180	2,944
Thursday	57	194,807	3,417	56	207,051	3,697
Friday	79	229,891	2,910	71	220,750	3,109
Saturday	60	230,564	3,842	67	240,950	3,596
<b>Total</b>	<b>388</b>	<b>1,236,757</b>	<b>3,188</b>	<b>388</b>	<b>1,247,872</b>	<b>3,216</b>

## ATTENDANCE ANALYSIS BY AFTERNOON & EVENING MEETINGS 2023 V 2022

Meeting	2023			2022		
	Number of Meetings	Total Attendance	Average Attendance	Number of Meetings	Total Attendance	Average Attendance
Afternoon	233	803,734	3,449	235	789,305	3,358
Evening	155	433,023	2,793	153	458,567	2,997
<b>Total</b>	<b>388</b>	<b>1,236,757</b>	<b>3,188</b>	<b>388</b>	<b>1,247,872</b>	<b>3,216</b>

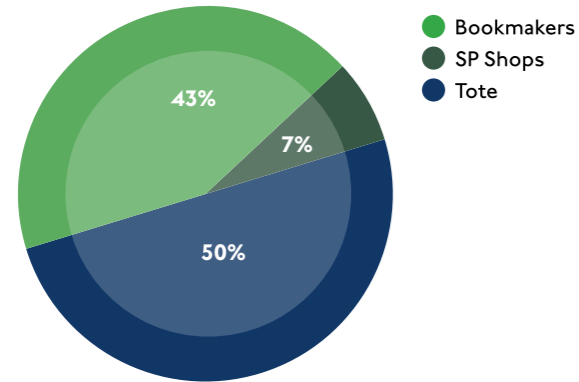
## HIGHEST ATTENDANCE BY RACECOURSE 2023 V 2022

Racecourse	Date (2023)	Attendance (2023)	Date (2022)	Attendance (2022)	Variance	Variance %
Ballinrobe	Mon, 26 Jun 2023	2,853	Mon, 8 Aug 2022	3,430	(577)	-16.8%
Bellewstown	Sat, 08 Jul 2023	3,842	Sat, 2 Jul 2022	3,321	521	15.7%
Clonmel	Fri, 09 Jun 2023	2,113	Fri, 10 Jun 2022	2,013	100	5.0%
Cork	Sun, 09 Apr 2023	7,093	Sun, 17 Apr 2022	4,518	2,575	57.0%
Curragh	Sun, 02 Jul 2023	10,897	Sat, 25 Jun 2022	11,300	(403)	-3.6%
Down Royal	Mon, 01 May 2023	6,417	Mon, 26 Dec 2022	6,136	281	4.6%
Downpatrick	Thu, 13 Jul 2023	3,970	Wed, 13 Jul 2022	4,231	(261)	-6.2%
Dundalk	Tue, 15 Aug 2023	2,939	Mon, 15 Aug 2022	3,349	(410)	-12.2%
Fairyhouse	Mon, 10 Apr 2023	16,195	Mon, 18 Apr 2022	15,067	1,128	7.5%
Galway	Thu, 03 Aug 2023	25,924	Fri, 29 Jul 2022	24,486	1,438	5.9%
Gowran Park	Sat, 18 Feb 2023	10,425	Sat, 19 Feb 2022	9,980	445	4.5%
Kilbeggan	Sun, 04 Jun 2023	4,120	Fri, 8 Jul 2022	5,021	(901)	-17.9%
Killarney	Fri, 21 Jul 2023	4,562	Fri, 15 Jul 2022	3,944	618	15.7%
Laytown	Tue, 12 Sep 2023	4,521	Thu, 8 Sep 2022	5,234	(713)	-13.6%
Leopardstown	Sat, 04 Feb 2023	18,121	Tue, 27 Dec 2022	17,045	1,076	6.3%
Limerick	Thu, 30 Mar 2023	10,065	Mon, 26 Dec 2022	11,937	(1,872)	-15.7%
Listowel	Fri, 22 Sep 2023	27,801	Fri, 23 Sep 2022	27,232	569	2.1%
Naas	Mon, 07 Aug 2023	3,109	Sat, 12 Nov 2022	2,471	638	25.8%
Navan	Sun, 19 Nov 2023	4,593	Sun, 27 Nov 2022	4,519	74	1.6%
Punchestown	Fri, 28 Apr 2023	35,443	Fri, 29 Apr 2022	40,984	(5,541)	-13.5%
Roscommon	Mon, 10 Jul 2023	1,869	Mon, 4 Jul 2022	2,230	(361)	-16.2%
Sligo	Sun, 30 Apr 2023	4,493	Thu, 4 Aug 2022	3,560	933	26.2%
Thurles	Sun, 17 Dec 2023	2,895	Sat, 19 Mar 2022	3,149	(254)	-8.1%
Tipperary	Sun, 01 Oct 2023	2,454	Sun, 17 Jul 2022	2,271	183	8.1%
Tramore	Sun, 01 Jan 2023	6,850	Sat, 13 Aug 2022	7,581	(731)	-9.6%
Wexford	Sat, 20 May 2023	1,523	Fri, 1 Jul 2022	2,086	(563)	-27.0%

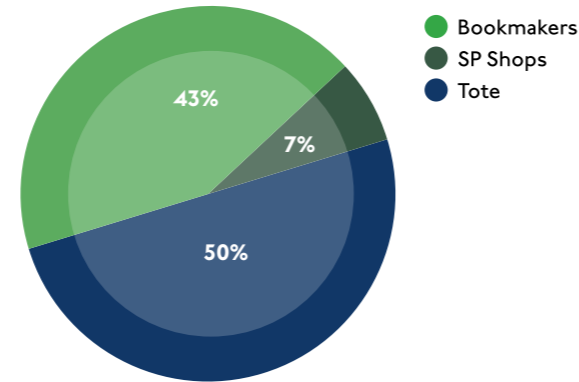
# BETTING 2023

## TOTAL BETTING

### BETTING 2022



### BETTING 2023



### TOTAL BETTING\*

Year	Bookmakers €	SP Shop €	Tote - On Course €	Tote - Off Course €	Tote - Total €	Total €	% +/-
2019	60,141,048	10,246,940	10,550,702	44,941,625	55,492,327	125,880,315	(3.2%)
2020	6,971,356	1,333,881	880,054	46,859,120	47,739,174	56,044,411	(55.5%)
2021	12,222,802	1,162,614	1,457,068	53,361,198	54,818,266	68,203,682	22.1%
2022	58,568,854	8,906,545	10,134,549	57,616,942	67,751,491	135,226,890	98.3%
<b>2023</b>	<b>61,820,351</b>	<b>9,924,766</b>	<b>10,667,006</b>	<b>60,569,634</b>	<b>71,236,640</b>	<b>142,981,757</b>	<b>5.7%</b>

(\*Bookmakers including Point to Point and excluding Northern Ireland. Tote figures are on Irish Pools only and excluding Co-mingling Out)

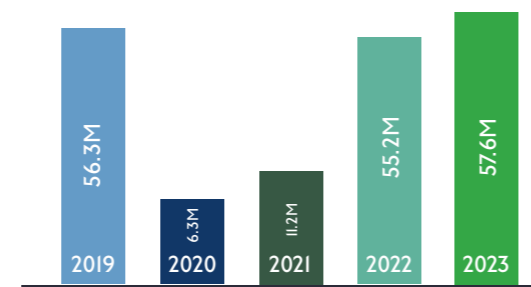
### BOOKMAKERS ON-COURSE BETTING\*

Year	Home €	Away €	SP Shop €	Total €	% +/-
2019	57,963,239	2,177,809	10,246,940	70,387,988	6.1%
2020	6,835,393	135,963	1,333,881	8,305,237	(88.2%)
2021	11,684,083	538,719	1,162,614	13,385,416	61.2%
2022	56,734,605	1,834,249	8,906,545	67,475,399	404.1%
<b>2023</b>	<b>59,446,696</b>	<b>2,373,656</b>	<b>9,924,766</b>	<b>71,745,118</b>	<b>6.3%</b>

(\*Including Point-To-Point)

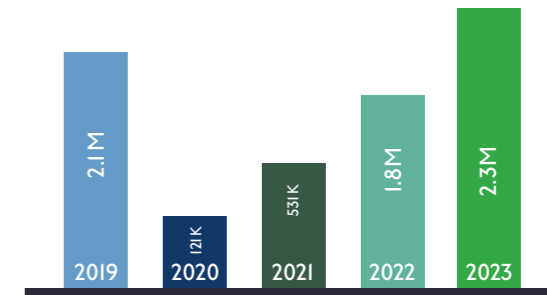
### BOOKMAKERS ON-COURSE 'HOME' BETTING. EXCLUDES POINT-TO-POINT

Year	Home €	% +/-
2019	56,314,931	6.8%
2020	6,294,279	(88.8%)
2021	11,252,455	78.8%
2022	55,207,088	390.6%
<b>2023</b>	<b>57,604,648</b>	<b>4.3%</b>



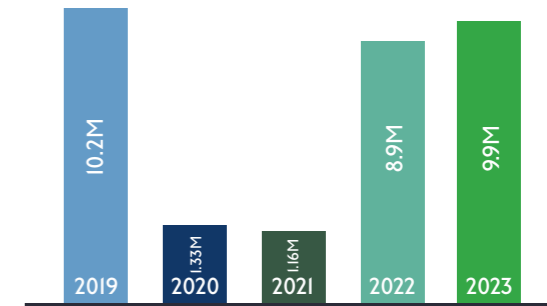
### BOOKMAKERS ON-COURSE 'AWAY' BETTING. EXCLUDES POINT-TO-POINT

Year	Away €	% +/-
2019	2,094,677	2.8%
2020	120,980	(94.2%)
2021	531,173	339.0%
2022	1,809,954	240.8%
<b>2023</b>	<b>2,303,847</b>	<b>27.3%</b>



### BOOKMAKERS ON-COURSE 'SP SHOP' BETTING

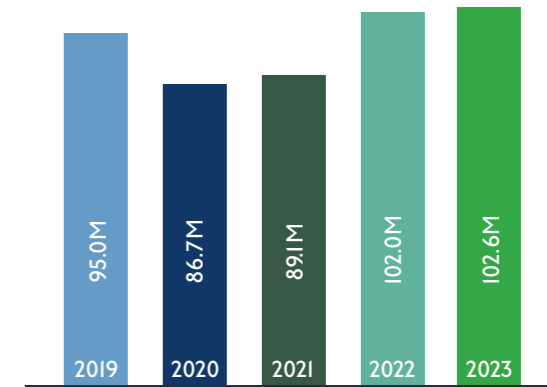
Year	SP Shop €	% +/-
2019	10,246,940	2.5%
2020	1,333,881	(87.0%)
2021	1,162,614	(12.8%)
2022	8,906,545	666.1%
<b>2023</b>	<b>9,924,766</b>	<b>11.4%</b>



### OFF-COURSE BETTING DUTY\*

Year	€	% +/-
2019	95,000,000	81.6%
2020	86,700,000	(8.7%)
2021	89,130,000	2.8%
2022	102,000,000	14.4%
<b>2023</b>	<b>102,600,000</b>	<b>0.6%</b>

\*These figures are provisional. As betting duty is collected quarterly in arrears, this provision does not reflect the calendar year.



## TOTE

### BREAKDOWN OF IRISH POOL BETTING €000 2019 – 2023\*

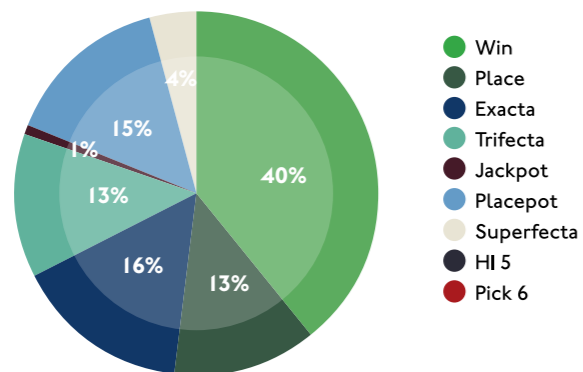
	2019	%	2020	%	2021	%	2022	%	2023	%
Win	19,109	34%	15,661	33%	20,712	38%	26,822	40%	28,974	41%
Place	6,810	12%	4,570	10%	6,705	12%	8,510	13%	9,085	13%
Exacta	8,662	16%	9,530	20%	9,918	18%	10,517	16%	11,103	16%
Trifecta	6,570	12%	6,881	14%	7,401	14%	8,541	13%	8,482	12%
Jackpot	1,450	3%	503	1%	55	0%	654	1%	760	1%
Placepot	10,896	20%	8,669	18%	7,687	14%	10,254	15%	9,951	14%
Superfecta	910	1%	1,723	4%	2,340	4%	2,454	4%	2,882	4%
Hi 5	1	0%	1	0%	-	0%	-	0%	-	0%
Pick 6	1,084	2%	201	0%	-	0%	-	0%	-	0%
<b>TOTALS</b>	<b>55,492</b>	<b>100%</b>	<b>47,739</b>	<b>100%</b>	<b>54,818</b>	<b>100%</b>	<b>67,751</b>	<b>100%</b>	<b>71,237</b>	<b>100%</b>

(\*Tote figures are on Irish Pools only and excluding Co-mingling Out)

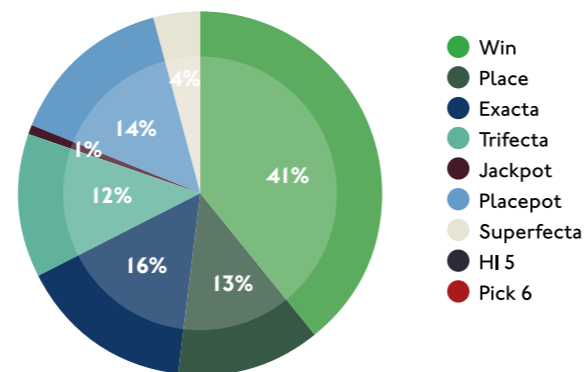


## POOL BETTING

### BREAKDOWN OF POOL BETTING 2022



### BREAKDOWN OF POOL BETTING 2023



### AVERAGE BOOKMAKER ON-COURSE BETTING 2022-2023\*

Racecourse	Fixtures		Total On-Course Betting		Average On-Course Betting		Variance	% +/-
	2022	2023	2022	2023	2022	2023		
Ballinrobe	10	10	1,728,166	1,894,458	172,817	189,446	16,629	10%
Bellewstown	8	8	1,295,326	1,111,393	161,916	138,924	(22,992)	(14%)
Clonmel	12	12	939,049	983,159	78,254	81,930	3,676	5%
Cork	20	21	1,537,960	1,881,066	76,898	89,575	12,677	16%
Curragh	23	23	4,534,103	5,254,527	197,135	228,458	31,323	16%
Dundalk	44	43	2,506,873	2,968,744	56,974	69,041	12,066	21%
Fairyhouse	21	21	4,372,716	4,691,112	208,225	223,386	15,162	7%
Galway	13	13	7,840,047	8,030,145	603,081	617,703	14,623	2%
Gowran Park	18	18	2,112,555	2,429,788	117,364	134,988	17,624	15%
Kilbeggan	10	10	1,420,602	1,369,919	142,060	136,992	(5,068)	(4%)
Killarney	14	13	2,558,366	2,265,091	182,740	174,238	(8,503)	(5%)
Laytown	1	1	230,158	259,262	230,158	259,262	29,104	13%
Leopardstown	23	23	9,281,443	10,544,836	403,541	458,471	54,930	14%
Limerick	18	18	1,982,196	2,057,438	110,122	114,302	4,180	4%
Listowel	10	10	3,548,477	3,192,534	354,848	319,253	(35,594)	(10%)
Naas	20	20	2,403,322	2,776,843	120,166	138,842	18,676	16%
Navan	16	18	2,185,919	2,964,392	136,620	164,688	28,068	21%
Punchestown	21	21	8,671,636	7,937,007	412,935	377,953	(34,982)	(8%)
Roscommon	9	9	1,209,245	1,390,164	134,361	154,463	20,102	15%
Sligo	9	9	1,252,778	1,317,175	139,198	146,353	7,155	5%
Thurles	11	11	980,683	1,016,973	89,153	92,452	3,299	4%
Tipperary	11	11	957,414	1,036,358	87,038	94,214	7,177	8%
Tramore	12	12	1,516,508	1,503,721	126,376	125,310	(1,066)	(1%)
Wexford	11	10	858,045	957,156	78,004	95,716	17,712	23%
<b>Total</b>	<b>365</b>	<b>365</b>	<b>65,923,587</b>	<b>69,833,260</b>	<b>4,419,982</b>	<b>4,625,960</b>	<b>205,978</b>	<b>0%</b>

\*Bookmaker figures exclude Point-to-Point and Northern Ireland racecourses

### AVERAGE TOTE TOTAL BETTING (€) 2022-2023\*

Racecourse	Fixtures		Total On-Course Betting		Average On-Course Betting		Variance	% +/-
	2022	2023	2022	2023	2022	2023		
Ballinrobe	10	10	1,608,375	1,616,952	160,838	161,695	857	0.5%
Bellewstown	8	8	1,205,974	970,334	150,747	121,292	(29,455)	-19.5%
Clonmel	12	12	1,257,331	1,453,187	104,778	121,099	16,321	15.6%
Cork	20	21	2,761,991	3,074,875	138,100	146,423	8,323	6.0%
Curragh	23	23	6,274,525	6,428,181	272,805	279,486	6,681	2.4%
Down Royal	13	13	1,941,704	1,898,806	149,362	146,062	(3,300)	-2.2%
Downpatrick	10	10	1,174,534	1,108,014	117,453	110,801	(6,652)	-5.7%
Dundalk	44	43	7,240,344	7,725,192	164,553	179,656	15,103	9.2%
Fairyhouse	21	21	3,637,646	3,813,519	173,221	181,596	8,375	4.8%
Galway	13	13	6,202,308	5,939,903	477,101	456,916	(20,185)	-4.2%
Gowran park	18	18	2,657,830	2,792,684	147,657	155,149	7,492	5.1%
Kilbeggan	10	10	1,192,589	1,204,950	119,259	120,495	1,236	1.0%
Killarney	14	13	1,801,701	1,901,657	128,693	146,281	17,588	13.7%
Laytown	1	1	105,124	132,528	105,124	132,528	27,404	26.1%
Leopardstown	23	23	5,502,297	6,292,257	239,230	273,576	34,346	14.4%
Limerick	18	18	2,361,591	2,452,216	131,200	136,234	5,034	3.8%
Listowel	10	10	2,102,176	2,205,341	210,218	220,534	10,316	4.9%
Naas	20	20	3,423,795	3,693,096	171,190	184,655	13,465	7.9%
Navan	16	18	2,629,366	3,169,352	164,335	176,075	11,740	7.1%
Punchestown	21	21	5,186,153	5,694,927	246,960	271,187	24,227	9.8%
Roscommon	9	9	1,117,237	1,230,025	124,137	136,669	12,532	10.1%
Sligo	9	9	1,059,970	1,179,082	117,774	131,009	13,235	11.2%
Thurles	11	11	1,417,954	1,454,604	128,905	132,237	3,332	2.6%
Tipperary	11	11	1,339,686	1,535,278	121,790	139,571	17,781	14.6%
Tramore	12	12	1,467,865	1,267,643	122,322	105,637	(16,685)	-13.6%
Wexford	11	10	1,081,425	1,002,037	98,311	100,204	1,893	1.9%
<b>Total</b>	<b>388</b>	<b>388</b>	<b>67,751,491</b>	<b>71,236,640</b>	<b>174,617</b>	<b>183,600</b>	<b>8,983</b>	<b>5.1%</b>

(\*Tote figures are on Irish Pools only and excluding Co-mingling Out)



# BREEDERS 2023

## NUMBER OF STALLIONS, MARES & FOALS IN IRELAND

	2019	2020	2021	2022	2023
STALLIONS	232	232	229	239	195*
MARES	14,747	14,441	14,505	14,852	15,193
FOALS	9,295	9,182	9,155	9,402	9,569**
<b>TOTAL</b>	<b>24,244</b>	<b>23,855</b>	<b>23,889</b>	<b>24,493</b>	<b>24,957</b>

\* As at 31/12/2023. The number of Stallions will increase as additional stallions are registered for the 2023 covering season in 2024

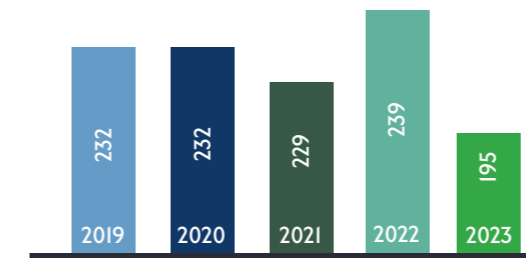
\*\* As at 31/12/2023

## AVERAGE BOOKMAKER AND TOTE COMBINED TOTAL BETTING (€) 2022-2023\*

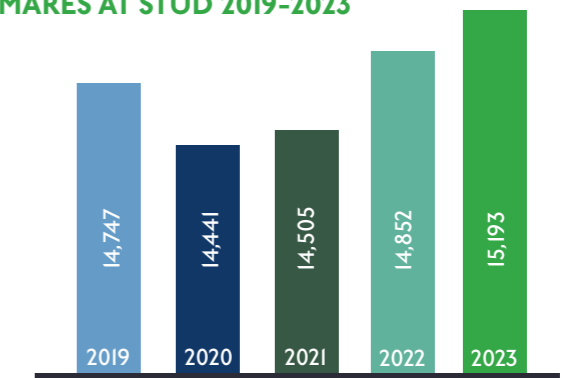
Racecourse	Fixtures		Total On-Course Betting		Average On-Course Betting		Variance	% +/-
	2022	2023	2022	2023	2022	2023		
Ballinrobe	10	10	3,336,541	3,511,410	333,654	351,141	17,487	5.2%
Bellewstown	8	8	2,501,300	2,081,727	312,663	260,216	(52,447)	(16.8%)
Clonmel	12	12	2,196,380	2,436,346	183,032	203,029	19,997	10.9%
Cork	20	21	4,299,951	4,955,941	214,998	235,997	20,999	9.8%
Curragh	23	23	10,808,628	11,682,708	469,940	507,944	38,004	8.1%
Down Royal	13	13	1,941,704	1,898,806	149,362	146,062	(3,300)	(2.2%)
Downpatrick	10	10	1,174,534	1,108,014	117,453	110,801	(6,652)	(5.7%)
Dundalk	44	43	9,747,217	10,693,936	221,528	248,696	27,168	12.3%
Fairyhouse	21	21	8,010,362	8,504,631	381,446	404,982	23,536	6.2%
Galway	13	13	14,042,355	13,970,048	1,080,181	1,074,619	(5,562)	(0.5%)
Gowran park	18	18	4,770,385	5,222,472	265,021	290,137	25,116	9.5%
Kilbeggan	10	10	2,613,191	2,574,869	261,319	257,487	(3,832)	(1.5%)
Killarney	14	13	4,360,067	4,166,748	311,433	320,519	9,086	2.9%
Laytown	1	1	335,282	391,790	335,282	391,790	56,508	16.9%
Leopardstown	23	23	14,783,740	16,837,093	642,771	732,048	89,277	13.9%
Limerick	18	18	4,343,787	4,509,654	241,322	250,536	9,214	3.8%
Listowel	10	10	5,650,653	5,397,875	565,065	539,787	(25,278)	(4.5%)
Naas	20	20	5,827,117	6,469,939	291,356	323,497	32,141	11.0%
Navan	16	18	4,815,285	6,133,744	300,955	340,764	39,809	13.2%
Punchestown	21	21	13,857,789	13,631,934	659,895	649,140	(10,755)	(1.6%)
Roscommon	9	9	2,326,482	2,620,189	258,498	291,132	32,634	12.6%
Sligo	9	9	2,312,748	2,496,257	256,972	277,362	20,390	7.9%
Thurles	11	11	2,398,637	2,471,577	218,058	224,689	6,631	3.0%
Tipperary	11	11	2,297,100	2,571,636	208,827	233,785	24,958	12.0%
Tramore	12	12	2,984,373	2,771,364	248,698	230,947	(17,751)	(7.1%)
Wexford	11	10	1,939,470	1,959,193	176,315	195,919	19,604	11.1%
<b>Total</b>	<b>388</b>	<b>388</b>	<b>133,675,078</b>	<b>141,069,901</b>	<b>344,523</b>	<b>363,582</b>	<b>19,059</b>	<b>5.5%</b>

(\*Bookmakers excluding Point to Point and excluding Northern Ireland. Tote figures are on Irish Pools only and excluding Co-mingling Out)

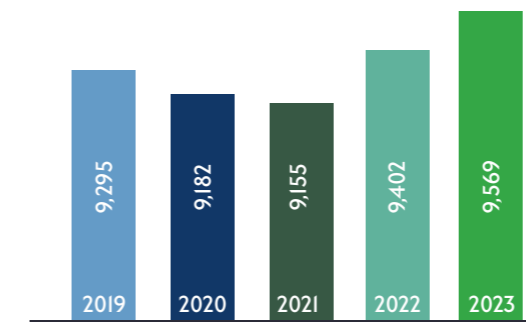
## STALLIONS AT STUD 2019-2023



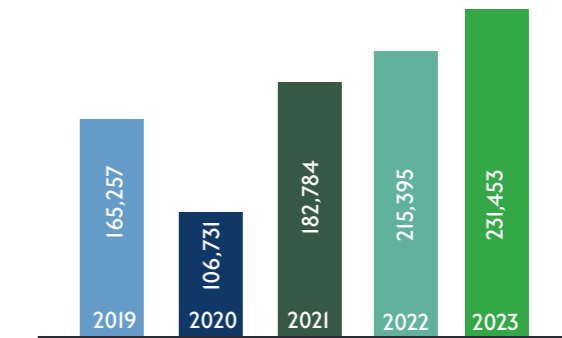
## MARES AT STUD 2019-2023



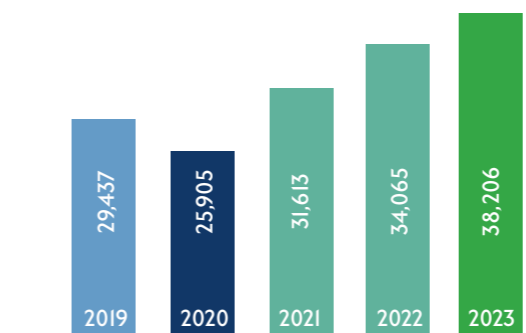
## FOALS BORN 2019-2023



## IRISH SALES AGGREGATE 2019-2023 (€'000)



## IRISH SALES AVERAGE 2019-2023



## IRISH SALES SUMMARY 2019-2023 (\*€'000)

	2019	2020	2021	2022	2023
Catalogued	8,625	7,480	8,616	9,465	9,515
Offered	7,461	5,710	7,334	8,223	8,335
Sold	5,614	4,120	5,782	6,323	6,058
*Aggregate	165,257	106,731	182,784	215,395	231,453
Average	29,437	25,905	31,613	34,065	38,206



# OVERSEAS WINNERS 2023

## OVERSEAS GRADE 1 NATIONAL HUNT WINNERS

Date	Horse	Racecourse	Race Title
04-02-2023	Gerri Colombe (FR)	SANDOWN PARK	Virgin Bet Scilly Isles Novice Steeplechase
14-03-2023	EL Fabiolo (FR)	CHELTENHAM	Sporting Life Arkle Challenge Trophy Novice Steeplechase
14-03-2023	Honeysuckle (GB)	CHELTENHAM	Close Brothers Mares Hurdle Race (Registered As The David Nicholson Mares Hurdle)
14-03-2023	Marine Nationale (IRE)	CHELTENHAM	Sky Bet Supreme Novice Hurdle Race
15-03-2023	A Dream To Share (IRE)	CHELTENHAM	Weatherbys Champion Bumper (Standard Open National Hunt Flat Race)
15-03-2023	Energumene (FR)	CHELTENHAM	Betway Queen Mother Champion Steeplechase
15-03-2023	Impaire Et Passe (FR)	CHELTENHAM	Ballymore Novice Hurdle Race (Registered As The Baring Bingham)
16-03-2023	Envoi Allen (FR)	CHELTENHAM	Ryanair Steeplechase (Registered As The Festival Trophy)
16-03-2023	Sire Du Berlais (FR)	CHELTENHAM	Paddy Power Stayers Hurdle Race
17-03-2023	Galopin des Champs (FR)	CHELTENHAM	Boodles Cheltenham Gold Cup Steeplechase
17-03-2023	Lossiemouth (FR)	CHELTENHAM	JCB Triumph Hurdle Race
13-04-2023	Banbridge (IRE)	AINTREE	Racehorse Lotto Manifesto Novice Steeplechase
13-04-2023	Zenta (FR)	AINTREE	Jewson Anniversary 4-y-o Juvenile Hurdle Race
14-04-2023	Gerri Colombe (FR)	AINTREE	Air Charter Service Mildmay Novice Steeplechase
14-04-2023	Inthepocket (GB)	AINTREE	Poundland Top Novice Hurdle Race
15-04-2023	Irish Point (FR)	AINTREE	Turners Mersey Novice Hurdle Race
15-04-2023	Sire Du Berlais (FR)	AINTREE	JRL Group Liverpool Hurdle Race
13-05-2023	Scaramanga (IRE)	PERCY WARNER	Calvin Houghland Iroquois Hurdle Stakes
21-05-2023	Gala Marceau (FR)	AUTEUIL	Prix Alain Du Breil - Course De Haies De Printemps (Hurdle)
26-12-2023	Hewick (IRE)	KEMPTON PARK	Ladbrokes King George VI Steeplechase

## OVERSEAS GRADE 2 NATIONAL HUNT WINNERS

Date	Horse	Racecourse	Race Title
28-01-2023	Comfort Zone (IRE)	CHELTENHAM	JCB Triumph Trial Juvenile Hurdle Race (Registered As The Finesse)
25-02-2023	Nusret (GB)	KEMPTON PARK	Coral Adonis Juvenile Hurdle Race
14-03-2023	Gaillard du Mesnil (FR)	CHELTENHAM	Wellchild National Hunt Challenge Cup Amateur Jockeys Novice Steeplechase
17-03-2023	Impervious (IRE)	CHELTENHAM	Mrs Paddy Power Mares Steeplechase (Registered as The Liberthine Mares Steeplechase)
29-04-2023	Hewick (IRE)	SANDOWN PARK	Bet365 Oaksey Steeplechase (For The Menorah Challenge Trophy)
04-11-2023	Gentlemansgame (GB)	WETHERBY	Bet365 Charlie Hall Steeplechase

## OVERSEAS GRADE 3 NATIONAL HUNT WINNERS

Date	Horse	Racecourse	Race Title
14-03-2023	Jazzy Matty (FR)	CHELTENHAM	Boodles Juvenile Handicap Hurdle Race (Registered as The Fred Winter) (Premier Handicap)
15-03-2023	Maskada (FR)	CHELTENHAM	Johnny Henderson Grand Annual Challenge Cup Handicap Steeplechase (Premier Handicap)
16-03-2023	Good Time Jonny (IRE)	CHELTENHAM	Pertemps Network Final Handicap Hurdle Race (Premier Handicap)
16-03-2023	Seddon (IRE)	CHELTENHAM	Magners Plate Handicap Steeplechase (Premier Handicap)
13-04-2023	Dancing On My Own (IRE)	AINTREE	Close Brothers Red Rum Handicap Steeplechase (Premier Handicap)
14-04-2023	Fennor Cross (IRE)	AINTREE	William Hill Handicap Hurdle Race (Premier Handicap)
19-11-2023	Malina Girl (IRE)	CHELTENHAM	Jewson Handicap Steeplechase (Premier Handicap)
25-11-2023	Slate Lane (IRE)	HAYDOCK PARK	Betfair "Serial Winners" Stayers Handicap Hurdle Race (Premier Handicap)

## OVERSEAS LISTED NATIONAL HUNT WINNERS

Date	Horse	Racecourse	Race Title
27-01-2023	Jeremys Flame (IRE)	HUNTINGDON	Pertemps Lady Protectress Mares Steeplechase
10-11-2023	Roi Mage (FR)	COMPIEGNE	Grand Steeple-Chase-Cross-Country De Compiègne
18-11-2023	Baby Kate (IRE)	CHELTENHAM	Karndean Design Flooring Mares Open National Hunt Flat Race
01-12-2023	Wodhooh (FR)	NEWBURY	"Bet In-Race" With Coral Fillies Juvenile Hurdle Race
29-12-2023	Limerick Lace (IRE)	DONCASTER	KC Sofas Doncaster Yorkshire Silver Vase Mares Steeplechase

## OVERSEAS GROUP 1 FLAT WINNERS

Date	Horse	Racecourse	Race Title
03-06-2023	Auguste Rodin (IRE)	EPSOM DOWNS	Betfred Derby
20-06-2023	Paddington (GB)	ASCOT	St James's Palace Stakes
23-06-2023	Tahiyra (IRE)	ASCOT	Coronation Stakes
08-07-2023	Aspen Grove (IRE)	BELMONT PARK	Fasig-Tipton Belmont Oaks Invitational Stakes
08-07-2023	Paddington (GB)	SANDOWN PARK	Coral-Eclipse
02-08-2023	Paddington (GB)	GOODWOOD	Qatar Sussex Stakes
24-08-2023	Warm Heart (IRE)	YORK	Pertemps Network Yorkshire Oaks
26-08-2023	Bolshoi Ballet (IRE)	SARATOGA	Resorts World Casino Sword Dancer Stakes
10-09-2023	Warm Heart (IRE)	PARISLONGCHAMP	Qatar Prix Vermeille
16-09-2023	Continuous (JPN)	DONCASTER	Betfred St Leger Stakes
30-09-2023	Porta Fortuna (IRE)	NEWMARKET	Juddmonte Cheveley Park Stakes
01-10-2023	Opera Singer (USA)	PARISLONGCHAMP	Qatar Prix Marcel Boussac-Criterium Des Pouliches
13-10-2023	Ylang Ylang (GB)	NEWMARKET	Bet365 Fillies Mile
14-10-2023	City of Troy (USA)	NEWMARKET	Native Trail's Dewhurst Stakes
22-10-2023	Los Angeles (IRE)	SAINT-CLOUD	Criterium De Saint-Cloud
03-11-2023	Unquestionable (FR)	SANTA ANITA	Prevagen Breeders Cup Juvenile Turf
04-11-2023	Auguste Rodin (IRE)	SANTA ANITA	Longines Breeders Cup Turf

## OVERSEAS GROUP 2 FLAT WINNERS

Date	Horse	Racecourse	Race Title
25-03-2023	Broome (IRE)	MEYDAN	Dubai Gold Cup Sponsored By Al Tayer Motors
12-05-2023	Point Lonsdale (IRE)	CHESTER	Ire-Incentive, It Pays To Buy Irish Huxley Stakes
27-05-2023	Little Big Bear (IRE)	HAYDOCK PARK	Betfred Nifty Fifty Sandy Lane Stakes
28-05-2023	Above The Curve (USA)	SAINT-CLOUD	Prix Corrida
20-06-2023	River Tiber (IRE)	ASCOT	Coventry Stakes
22-06-2023	Valiant Force (USA)	ASCOT	Norfolk Stakes
22-06-2023	Warm Heart (IRE)	ASCOT	Ribblesdale Stakes
15-07-2023	City of Troy (USA)	NEWMARKET	Bet365 Superlative Stakes
23-08-2023	Continuous (JPN)	YORK	Sky Bet Great Voltigeur Stakes
13-10-2023	Matilda Picotte (IRE)	NEWMARKET	Thoroughbred Industry Employee Awards Challenge Stakes

## OVERSEAS GROUP 3 FLAT WINNERS

Date	Horse	Racecourse	Race Title
01-05-2023	Greenland (IRE)	SAINT-CLOUD	Prix Greffulhe
23-06-2023	Porta Fortuna (IRE)	ASCOT	Albany Stakes
24-06-2023	Age of Kings (IRE)	ASCOT	Jersey Stakes
31-08-2023	Tiger Belle (IRE)	PARISLONGCHAMP	Prix D'arenberg
17-09-2023	Matilda Picotte (IRE)	DONCASTER	Japan Racing Association Sceptre Fillies Stakes
23-09-2023	Prime Art (IRE)	AYR	Virgin Bet Best Odds Daily Firth Of Clyde
23-09-2023	Thunderbear (IRE)	NEWBURY	Dubai International Airport World Trophy Stakes
22-10-2023	Village Voice (GB)	SAINT-CLOUD	Prix De Flore

## OVERSEAS LISTED FLAT WINNERS

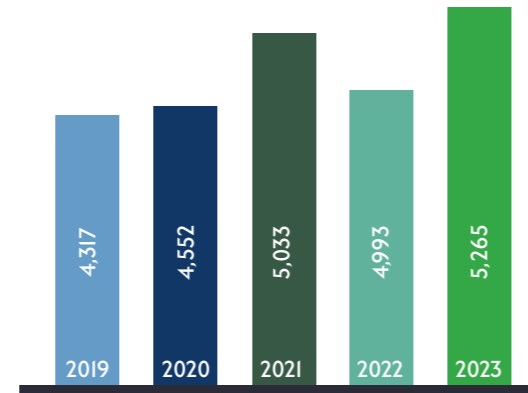
Date	Horse	Racecourse	Race Title
27-01-2023	Coachello (FR)	MEYDAN	Dubai Sprint Presented By Longines
10-05-2023	Savethelastdance (IRE)	CHESTER	Weatherbys Digital Solutions Cheshire Oaks
11-05-2023	San Antonio (IRE)	CHESTER	Boodles Dee Stakes
19-05-2023	Sounds of Heaven (GB)	YORK	Oaks Farm Stables Fillies Stakes (Registered As The Michael Seely Memorial Fillies Stakes)
20-05-2023	Warm Heart (IRE)	NEWBURY	Haras De Bouquetot Fillies Trial Stakes
11-06-2023	American Sonja (GB)	PARISLONGCHAMP	Prix Volterra
24-06-2023	Snellen (IRE)	ASCOT	Chesham Stakes
01-07-2023	Thornbrook (IRE)	CHANTILLY	Tattersalls Prix De Bagatelle
11-07-2023	Dha Leath (IRE)	PONTEFRAC	Weatherbys Digital Solutions Pipalong Stakes
31-08-2023	Starry Heavens (IRE)	PARISLONGCHAMP	Prix De Liancourt
02-09-2023	Shanroe (GB)	CHESTER	CAA Stellar Chester Stakes



# HORSES IN TRAINING 2023

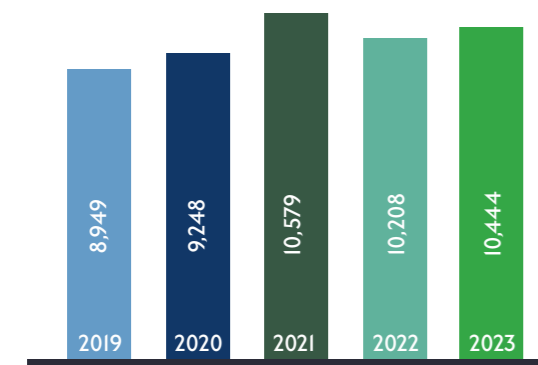
## AVERAGE NO. OF HORSES IN TRAINING 2019 - 2023

Age	2019	2020	2021	2022	2023
2yo	525	553	525	625	747
3yo	727	801	812	778	811
4yo	743	736	822	830	846
5yo	746	811	911	906	914
6yo+	1,576	1,651	1,963	1,854	1,947
<b>Total</b>	<b>4,317</b>	<b>4,552</b>	<b>5,033</b>	<b>4,993</b>	<b>5,265</b>



## HORSES IN TRAINING 2019 - 2023

	2019	2020	2021	2022	2023
<b>Total</b>	<b>8,949</b>	<b>9,248</b>	<b>10,579</b>	<b>10,208</b>	<b>10,444</b>



## AVERAGE NO. OF COLTS IN TRAINING 2019 - 2023

Age	2019	2020	2021	2022	2023
2yo	220	226	200	251	303
3yo	158	185	172	138	174
4yo	47	42	31	38	44
5yo	13	24	17	10	11
6yo+	5	9	13	13	10
<b>Total</b>	<b>443</b>	<b>486</b>	<b>433</b>	<b>450</b>	<b>542</b>

## AVERAGE NO. OF FILLIES IN TRAINING 2019 - 2023

Age	2019	2020	2021	2022	2023
2yo	246	272	274	299	371
3yo	346	365	394	403	393
4yo	287	267	293	331	360
5yo	266	281	294	307	340
6yo+	381	427	535	499	499
<b>Total</b>	<b>1,526</b>	<b>1,612</b>	<b>1,790</b>	<b>1,839</b>	<b>1,963</b>

## AVERAGE NO. OF GELDINGS IN TRAINING 2019 - 2023

Age	2019	2020	2021	2022	2023
2yo	60	55	51	74	73
3yo	223	250	246	237	244
4yo	409	427	498	462	442
5yo	467	507	601	589	563
6yo+	1,190	1,215	1,414	1,342	1,438
<b>Total</b>	<b>2,349</b>	<b>2,454</b>	<b>2,810</b>	<b>2,704</b>	<b>2,760</b>

# OWNERSHIP 2023

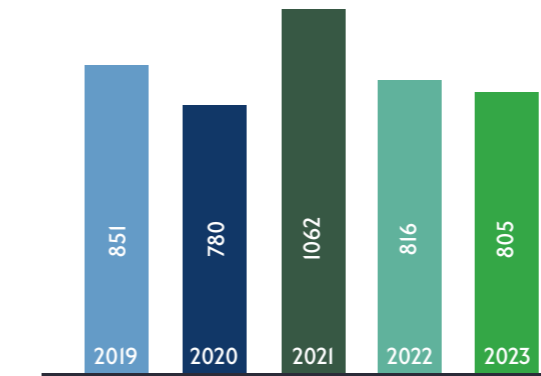


## RACEHORSE OWNERSHIP 2019 - 2023\*

Type of Ownership	2019	2020	2021	2022	2023
Sole Owner/Partner	3,239	3,250	3,903	3,726	3,629
Syndicates	664	669	798	825	858
Companies	108	108	141	153	158
Clubs	50	53	59	53	53
<b>Total</b>	<b>4,061</b>	<b>4,080</b>	<b>4,901</b>	<b>4,757</b>	<b>4,698</b>

\*Owners are considered active if they had at least one race entry in the calendar year.

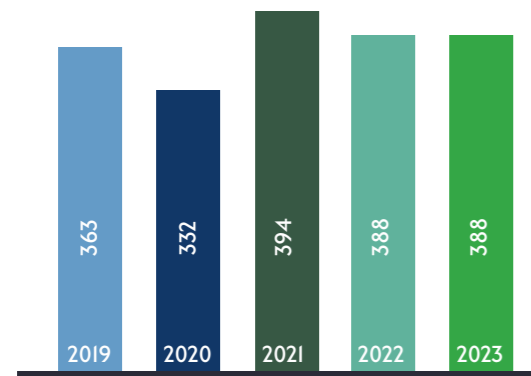
## NEW OWNERS REGISTERED 2019 - 2023



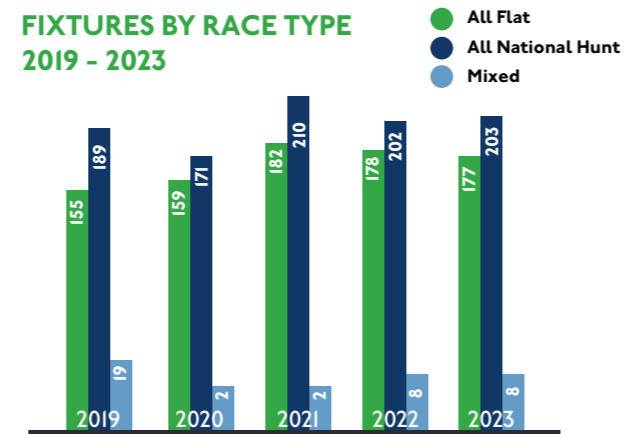


# FIXTURES 2023

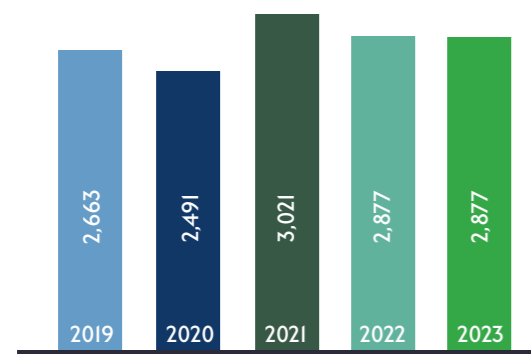
## NUMBER OF FIXTURES 2019 - 2023



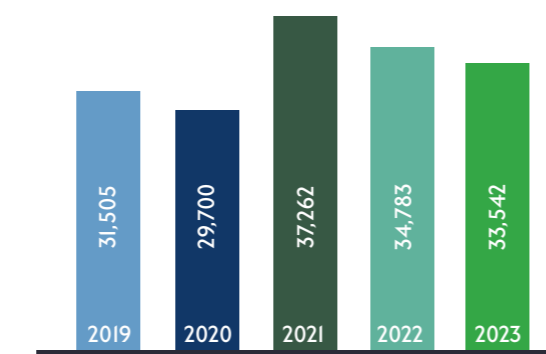
## FIXTURES BY RACE TYPE 2019 - 2023



## NUMBER OF RACES 2019 - 2023



## NUMBER OF RUNNERS 2019 - 2023



## NUMBER OF FIXTURES PER MONTH 2019 - 2023

	2019	2020	2021	2022	2023
Jan	19	22	19	22	23
Feb	18	16	18	20	19
Mar	24	18	32	24	26
Apr	29	0	33	34	33
May	42	0	42	42	36
Jun	35	28	37	36	37
Jul	39	47	43	42	38
Aug	39	47	39	39	42
Sep	31	43	36	38	43
Oct	36	50	44	37	34
Nov	27	34	26	27	30
Dec	24	27	25	27	27
<b>Total</b>	<b>363</b>	<b>332</b>	<b>394</b>	<b>388</b>	<b>388</b>

## NUMBER OF FIXTURES BY WEEKDAY 2019 - 2023

	2019	2020	2021	2022	2023
Sunday	65	51	69	61	63
Monday	36	39	48	44	37
Tuesday	35	33	42	38	42
Wednesday	37	44	47	51	50
Thursday	52	45	50	56	57
Friday	73	65	76	71	79
Saturday	65	55	62	67	60
<b>Total</b>	<b>363</b>	<b>332</b>	<b>394</b>	<b>388</b>	<b>388</b>

## NUMBER OF DIVIDED RACES 2019 - 2023

Race Type	2019	2020	2021	2022	2023
Flat Handicap	56	92	112	74	74
Flat Maiden	4	19	6	2	2
Hurdle W.F.A.	0	0	0	0	0
Handicap Hurdle	7	25	51	30	31
Maiden Hurdle	4	21	47	20	13
Bumper	0	0	6	0	0
Handicap S'chase	0	1	6	1	2
Beginners S'chase	1	1	0	0	0
<b>Total</b>	<b>72</b>	<b>159</b>	<b>228</b>	<b>127</b>	<b>122</b>

## NUMBER OF RACES BY PRIZE MONEY BANDS 2019 - 2023

Prize-money Bracket €	2019	2020	2021	2022	2023
< €25,000	2,155	2,137	2,606	2,437	2,426
€ 25,000 - €49,999	238	186	225	234	227
€ 50,000 - €99,999	161	111	96	93	104
€ 100,000 - €249,999	87	43	72	88	95
€ 250,000 - €499,999	18	11	19	16	16
€ 500,000 +	4	3	3	9	9
<b>Total</b>	<b>2,663</b>	<b>2,491</b>	<b>3,021</b>	<b>2,877</b>	<b>2,877</b>

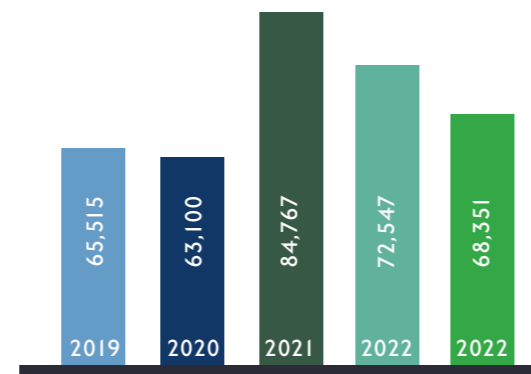




# ENTRIES AND RUNNERS 2023

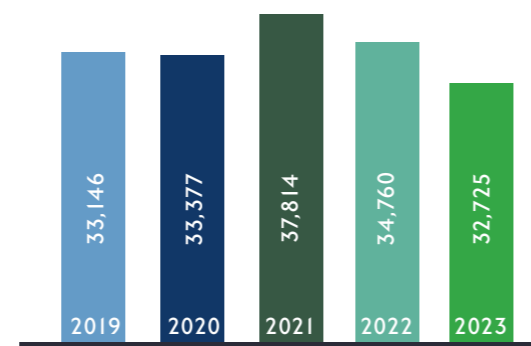
## TOTAL ENTRIES 2019 - 2023

Year	Fixtures	Number of Races	Entries	Avg. No. Entries per race
2019	363	2,663	65,515	24.6
2020	332	2,491	63,100	25.3
2021	394	3,021	84,767	28.1
2022	388	2,877	72,547	25.2
<b>2023</b>	<b>388</b>	<b>2,877</b>	<b>68,351</b>	<b>23.8</b>



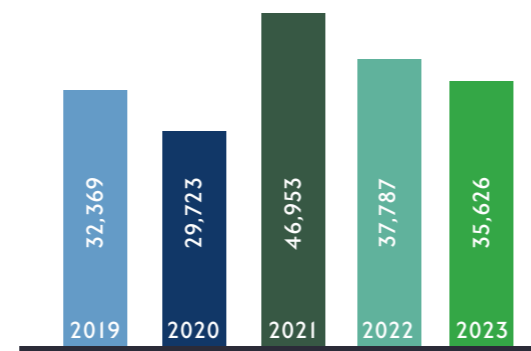
## TOTAL FLAT ENTRIES 2019 - 2023

Year	Number	Entries of Races	Avg. No. Entries per race
2019	1,239	33,146	26.8
2020	1,230	33,377	27.1
2021	1,424	37,814	26.5
2022	1,376	34,760	25.3
<b>2023</b>	<b>1,373</b>	<b>32,725</b>	<b>23.8</b>

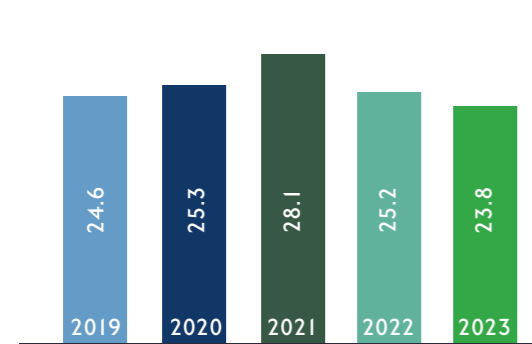


## TOTAL NATIONAL HUNT ENTRIES 2019 - 2023

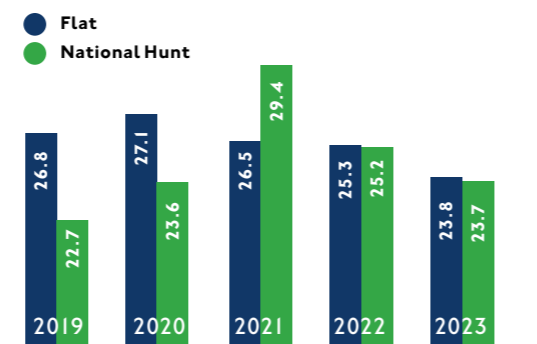
Year	Number	Entries of Races	Avg. No. Entries per race
2019	1,424	32,369	22.7
2020	1,261	29,723	23.6
2021	1,597	46,953	29.4
2022	1,501	37,787	25.2
<b>2023</b>	<b>1,504</b>	<b>35,626</b>	<b>23.7</b>



## AVERAGE NUMBER OF ENTRIES PER RACE 2019 - 2023



## AVERAGE NUMBER OF FLAT & NH ENTRIES PER RACE 2019 - 2023

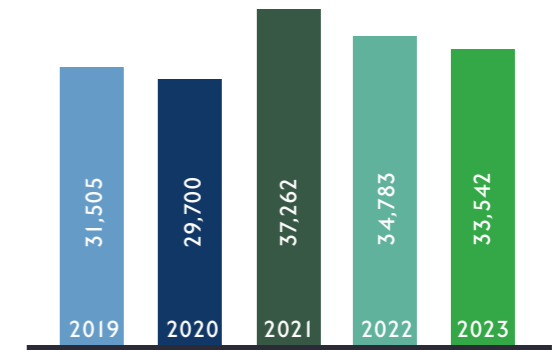


## ENTRIES BY RACE TYPE 2023

Race Type	No. of Races	Total Entries	Avg. No. Entries per race
Flat WFA	248	5,699	23.0
Flat Handicap	740	18,714	25.3
Flat Maiden	385	8,312	21.6
Hurdle WFA	79	1,011	12.8
Handicap Hurdle	404	13,091	32.4
Maiden Hurdle	339	10,048	29.6
Novice Hurdle	77	1,067	13.9
S'chase WFA	47	517	11.0
H'cap Steeplechase	197	3,752	19.0
Beginners S'chase	109	1,708	15.7
Novice S'chase	55	637	11.6
Hunters S'chase	24	341	14.2
INH Flat Bumper	173	3,454	20.0
<b>Total</b>	<b>2,877</b>	<b>68,351</b>	<b>23.8</b>

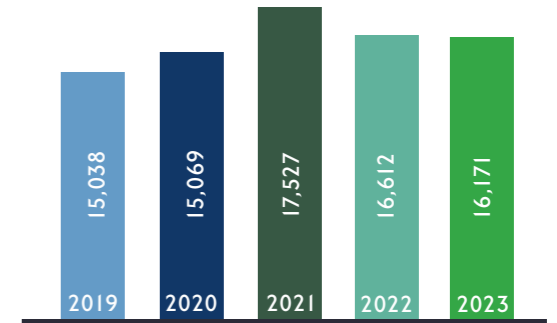
## NUMBER OF RUNNERS 2019 - 2023

Year	Races	Total Runners	Average Runners
2019	2,663	31,505	11.8
2020	2,491	29,700	11.9
2021	3,021	37,262	12.3
2022	2,877	34,783	12.1
<b>2023</b>	<b>2,877</b>	<b>33,542</b>	<b>11.7</b>



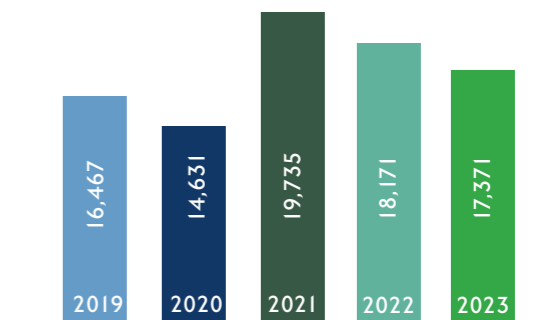
## TOTAL FLAT RUNNERS 2019 - 2023

Year	Races	Total Runners	Average Runners
2019	1,239	15,038	12.1
2020	1,230	15,069	12.3
2021	1,424	17,527	12.3
2022	1,376	16,612	12.1
<b>2023</b>	<b>1,373</b>	<b>16,171</b>	<b>11.8</b>



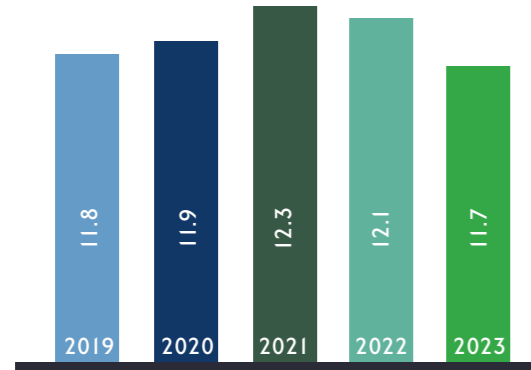
## TOTAL N.H. RUNNERS 2019 - 2023

Year	Races	Runners	Average Runners
2019	1,424	16,467	11.6
2020	1,261	14,631	11.6
2021	1,597	19,735	12.4
2022	1,501	18,171	12.1
<b>2023</b>	<b>1,504</b>	<b>17,371</b>	<b>11.5</b>

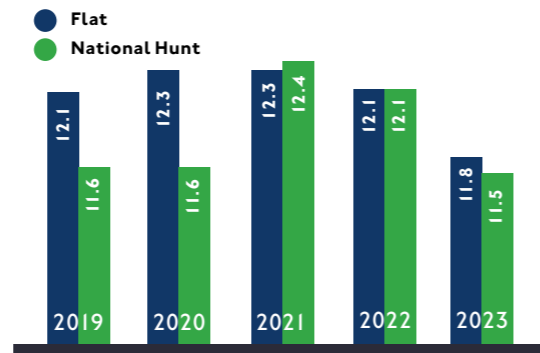




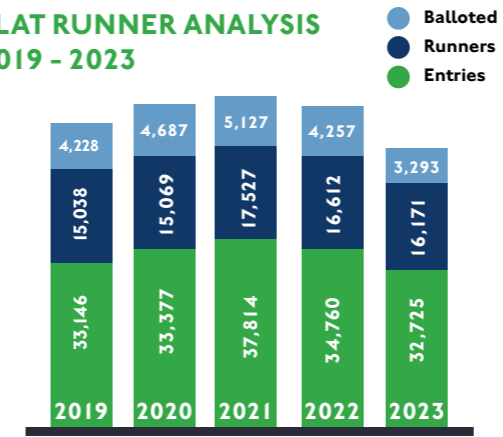
### AVERAGE NUMBER OF RUNNERS PER RACE 2019 – 2023



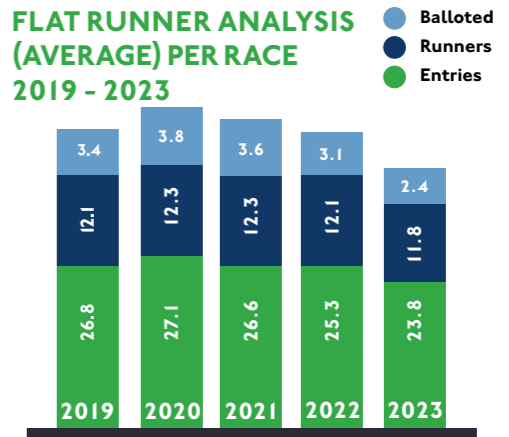
### AVERAGE NUMBER OF FLAT AND NH RUNNERS PER RACE 2019 – 2023



### FLAT RUNNER ANALYSIS 2019 – 2023



### FLAT RUNNER ANALYSIS (AVERAGE) PER RACE 2019 – 2023



### AVERAGE NUMBER OF ENTRIES PER RACE CATEGORY 2019 – 2023

	Flat	Hurdle	Chase	Bumper
2019	26.8	25.6	17.7	21.8
2020	27.1	26.5	18.9	20.0
2021	26.6	34.4	20.9	25.0
2022	25.3	29.2	18.0	22.5
2023	23.8	28.1	16.1	20.0

### AVERAGE NUMBER OF RUNNERS PER RACE CATEGORY 2019 – 2023

	Flat	Hurdle	Chase	Bumper
2019	12.1	12.8	9.5	10.7
2020	12.3	12.5	10.1	10.8
2021	12.3	13.3	10.6	11.6
2022	12.1	13.5	9.7	11.2
2023	11.8	12.9	9.2	10.5

### NH RACE ANALYSIS 2019 – 2023

Year	Races	Entries (Avg)	Runners (Avg)	Balloted (Avg)
2019	1,424	32,369	16,467	1,694
2020	1,261	29,723	14,631	4,132
2021	1,597	46,953	19,735	10,943
2022	1,501	37,787	18,171	5,691
2023	1,504	35,626	17,371	5,206

### RUNNERS / WINNERS / \*PLACINGS 2019 – 2023

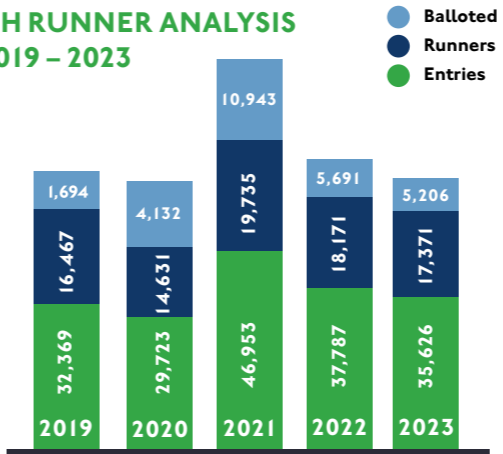
	2019	2020	2021	2022	2023
Individual Runners	7,470	7,392	8,701	8,144	8,058
Individual Winners	1,921	1,855	2,233	2,092	2,102
% Winners	26%	25%	26%	26%	26%
Individual Runners To Win Prize-Money	5,035	5,141	6,027	5,686	5,759
% To Win Prize-Money	67%	70%	69%	70%	71%

\*Any horse to win prize-money is deemed to have been placed.

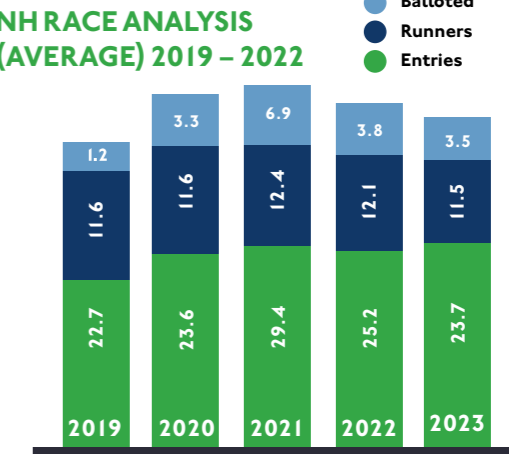
### FLAT RACE ANALYSIS 2019 – 2023

Year	Races	Entries (Avg)	Runners (Avg)	Balloted (Avg)
2019	1,239	33,146	15,038	4,228
2020	1,230	33,377	15,069	4,687
2021	1,424	37,814	17,527	5,127
2022	1,376	34,760	16,612	4,257
2023	1,373	32,725	16,171	3,293

### NH RUNNER ANALYSIS 2019 – 2023



### NH RACE ANALYSIS (AVERAGE) 2019 – 2022



### RUNNER ANALYSIS BY RACE TYPE 2019

Flat	Type	Races	Entries (Average)	Runners (Average)	Balloted (Average)
	WFA	245	5,917	2,064	85
	H'cap	638	18,272	8,511	3,583
	M'dn	356	8,957	4,463	560
	<b>Total</b>	<b>1,239</b>	<b>33,146</b>	<b>15,038</b>	<b>4,228</b>

N.H.	Type	Races	Entries (Average)	Runners (Average)	Balloted (Average)
	Hurdle	818	20,912	10,502	1,473
	Chase	427	7,550	4,048	150
	Bumper	179	3,907	1,917	71
	<b>Total</b>	<b>1,424</b>	<b>32,369</b>	<b>16,467</b>	<b>1,694</b>



## RUNNER ANALYSIS BY RACE TYPE 2020

Flat	Type	Races	Entries	(Average)	Runners	(Average)	Balloted	(Average)
	WFA	209	5,649	27.0	1,964	9.4	162	0.8
	H'cap	634	17,987	28.4	8,424	13.3	3,679	5.8
	M'dn	387	9,741	25.2	4,681	12.1	846	2.2
	<b>Total</b>	<b>1,230</b>	<b>33,377</b>	<b>27.1</b>	<b>15,069</b>	<b>12.3</b>	<b>4,687</b>	<b>3.8</b>

N.H.	Type	Races	Entries	(Average)	Runners	(Average)	Balloted	(Average)
	Hurdle	753	19,959	26.5	9,404	12.5	3,561	4.7
	Chase	367	6,940	18.9	3,709	10.1	474	1.3
	Bumper	141	2,824	20.0	1,518	10.8	97	0.7
	<b>Total</b>	<b>1,261</b>	<b>29,723</b>	<b>23.6</b>	<b>14,631</b>	<b>11.6</b>	<b>4,132</b>	<b>3.3</b>

## RUNNER ANALYSIS BY RACE TYPE 2021

Flat	Type	Races	Entries	(Average)	Runners	(Average)	Balloted	(Average)
	WFA	249	6,389	25.7	2,295	9.2	147	0.6
	H'cap	776	21,766	28	10,373	13.4	4,223	5.4
	M'dn	399	9,659	24.2	4,859	12.2	757	1.9
	<b>Total</b>	<b>1,424</b>	<b>37,814</b>	<b>26.6</b>	<b>17,527</b>	<b>12.3</b>	<b>5,127</b>	<b>3.6</b>

N.H.	Type	Races	Entries	(Average)	Runners	(Average)	Balloted	(Average)
	Hurdle	946	32,505	34.4	12,629	13.3	9,398	9.9
	Chase	444	9,283	20.9	4,713	10.6	941	2.1
	Bumper	207	5,165	25.0	2,393	11.6	604	2.9
	<b>Total</b>	<b>1,597</b>	<b>46,953</b>	<b>29.4</b>	<b>19,735</b>	<b>12.4</b>	<b>10,943</b>	<b>6.9</b>

## RUNNER ANALYSIS BY RACE TYPE 2022

Flat	Type	Races	Entries	(Average)	Runners	(Average)	Balloted	(Average)
	WFA	251	5,952	23.7	2,140	8.5	75	0.3
	H'cap	734	19,966	27.2	9,861	13.4	3,762	5.1
	M'dn	391	8,842	22.6	4,611	11.8	420	1.1
	<b>Total</b>	<b>1,376</b>	<b>34,760</b>	<b>25.3</b>	<b>16,612</b>	<b>12.1</b>	<b>4,257</b>	<b>3.1</b>

N.H.	Type	Races	Entries	(Average)	Runners	(Average)	Balloted	(Average)
	Hurdle	889	25,979	29.2	11,964	13.5	5,018	5.6
	Chase	435	7,834	18.0	4,220	9.7	466	1.1
	Bumper	177	3,974	22.5	1,987	11.2	207	1.2
	<b>Total</b>	<b>1,501</b>	<b>37,787</b>	<b>25.2</b>	<b>18,171</b>	<b>12.1</b>	<b>5,691</b>	<b>3.8</b>

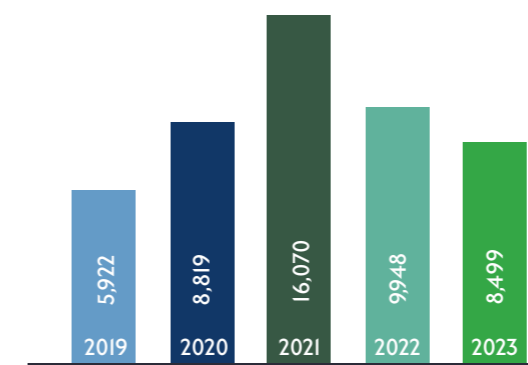
## RUNNER ANALYSIS BY RACE TYPE 2023

Flat	Type	Races	Entries	(Average)	Runners	(Average)	Balloted	(Average)
	WFA	248	5,699	23.0	2,095	8.4	35	0.1
	H'cap	740	18,714	25.3	9,655	13.0	2,952	4.0
	M'dn	385	8,312	21.6	4,421	11.5	306	0.8
	<b>Total</b>	<b>1,373</b>	<b>32,725</b>	<b>23.8</b>	<b>16,171</b>	<b>11.8</b>	<b>3,293</b>	<b>2.4</b>

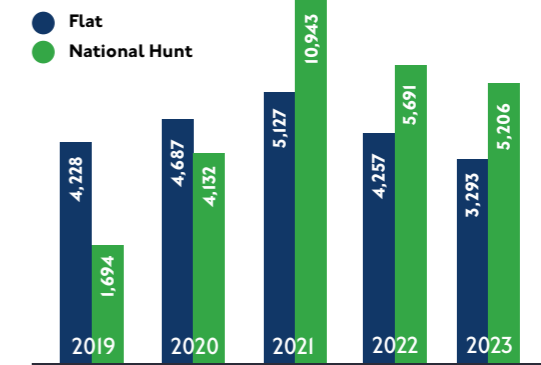
N.H.	Type	Races	Entries	(Average)	Runners	(Average)	Balloted	(Average)
	Hurdle	899	25,217	28.1	11,595	12.9	4,842	5.4
	Chase	432	6,955	16.1	3,963	9.2	236	0.5
	Bumper	173	3,454	20.0	1,813	10.5	128	0.7
	<b>Total</b>	<b>1,504</b>	<b>35,626</b>	<b>23.7</b>	<b>17,371</b>	<b>11.5</b>	<b>5,206</b>	<b>3.5</b>

# BALLOTING 2023

## BALLOTING 2019 - 2023



## FLAT & N.H. BALLOTING 2019 - 2023



## TOTAL NUMBER OF BALLOTS PER RACE CATEGORY 2019 - 2023

	2019	2020	2021	2022	2023
Flat WFA	85	162	147	75	35
Flat H'Cap	3,583	3,679	4,223	3,762	2,952
Flat M'dn	560	846	757	420	306
Hurdle WFA	13	3	22	6	0
H'cap Hurdle	770	1,977	4,801	2,925	2,957
M'dn Hurdle	690	1,581	4,575	2,087	1,885
S'chase WFA	0	0	8	0	0
H'cap S'chase	106	280	664	396	192
Beginners S'chase	40	182	219	70	44
Hunters S'chase	4	12	50	0	0
INH Flat Race	71	97	604	207	128
<b>Total</b>	<b>5,922</b>	<b>8,819</b>	<b>16,070</b>	<b>9,948</b>	<b>8,499</b>

\* Includes Novice Hurdle \* Includes Novice S'chase

## AVERAGE NUMBER OF BALLOTS PER RACE CATEGORY 2019 - 2023

	2019	2020	2021	2022	2023
Flat WFA	0.35	0.77	0.59	0.30	0.14
Flat H'cap	5.62	5.80	5.44	5.13	5.34
Flat M'dn	1.57	2.19	1.90	1.07	0.79
Hurdle WFA	0.16	0.04	0.13	0.04	0.00
H'cap Hurdle	2.19	6.22	11.60	7.54	7.32
M'dn Hurdle	2.25	5.27	12.50	6.27	5.56
S'chase WFA	0.00	0.00	0.07	0.00	0.00
H'cap S'chase	0.59	1.76	3.39	2.02	0.97
Beginners S'chase	0.35	1.67	1.87	0.64	0.40
Hunters Steeplechase	0.17	1.09	2.08	0.00	0.00
INH Flat Race	0.40	0.69	2.92	1.17	0.74

\* Includes Novice Hurdle \* Includes Novice S'chase



**% OF ENTERED HORSES BALLOTTED OUT BY RACE CATEGORY 2019 - 2023**

	2019	2020	2021	2022	2023
Flat WFA	1.44	2.88	2.30	1.26	0.61
Flat H'cap	19.61	20.45	19.40	18.84	15.77
Flat M'dn	6.25	8.68	7.84	4.75	3.68
Hurdle WFA	1.08	0.34	0.85	0.13	0.00
H'cap Hurdle	8.04	21.03	30.15	22.57	22.59
M'dn Hurdle	7.89	18.26	32.69	19.62	18.76
S'chase WFA	0.00	0.00	0.55	0.00	0.00
H'cap S'chase	3.09	8.10	13.43	9.21	5.12
Beginners S'chase	1.79	8.33	8.92	3.63	2.58
Hunters Steeplechase	1.09	6.78	11.23	0.00	0.00
INH Flat Race	1.82	3.43	11.69	5.21	3.71

\* Includes Novice Hurdle \* Includes Novice S'chase

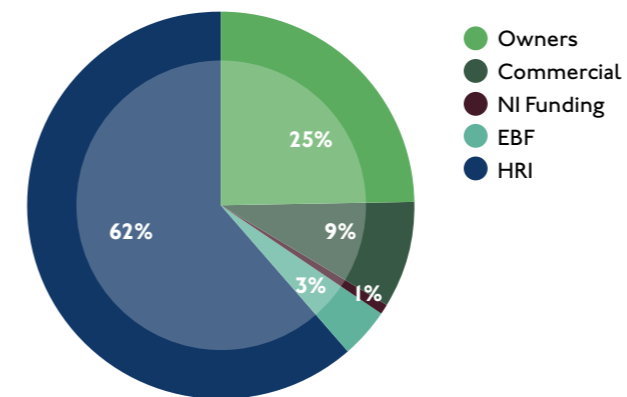
# PRIZE MONEY 2023

**PRIZE MONEY VALUES 2019 - 2023**

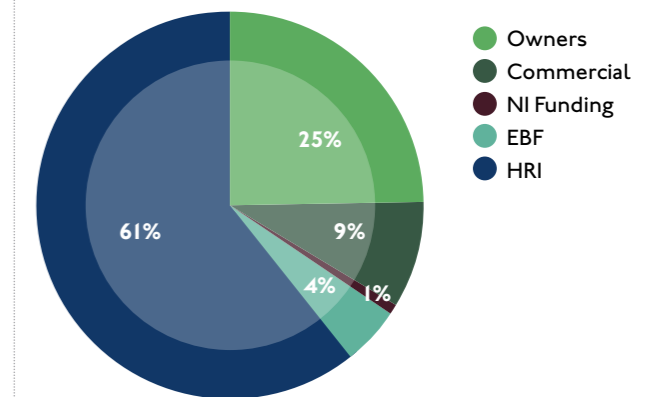
Year	FLAT €'000	N.H. €'000	TOTAL €'000	% +/-
2019	34,291	31,773	66,064	4.1%
2020	27,396	23,186	50,582	(23.4%)
2021	32,130	29,687	61,817	22.20%
2022	36,183	30,539	66,722	7.93%
<b>2023</b>	<b>37,177</b>	<b>30,940</b>	<b>68,117</b>	<b>2.09%</b>



**SOURCE OF PRIZE MONEY 2022**



**SOURCE OF PRIZE MONEY 2023**



**SOURCE OF PRIZE MONEY 2019 - 2023**

Year	Owners €'000	Commercial €'000	NI Funding €'000	EBF €'000	HRI €'000	Total €'000
2019	15,047	6,126	88	2,190	42,613	66,064
2020	11,662	1,929	0	2,551	34,441	50,583
2021	14,671	2,122	0	2,672	42,353	61,817
2022	16,864	5,792	388	2,593	41,085	66,722
<b>2023</b>	<b>16,847</b>	<b>6,317</b>	<b>386</b>	<b>2,669</b>	<b>41,898</b>	<b>68,117</b>



# PRIZE MONEY DISTRIBUTION 2023

## TOTAL PRIZE FUND OWNERS 2023

Prize Money Owners	Gross (€'000)	%	Net (€'000)	%
Top 5	10,023	14.7%	7,209	10.6%
Top 10	14,585	21.4%	10,490	15.4%
Top 20	19,342	28.4%	13,911	20.4%
Top 21-100	14,137	20.8%	10,167	14.9%
101+	34,638	50.9%	24,912	36.6%
Total Prize Fund	68,117	100.0%	48,990	71.9%

## TOTAL PRIZE FUND TRAINERS 2023

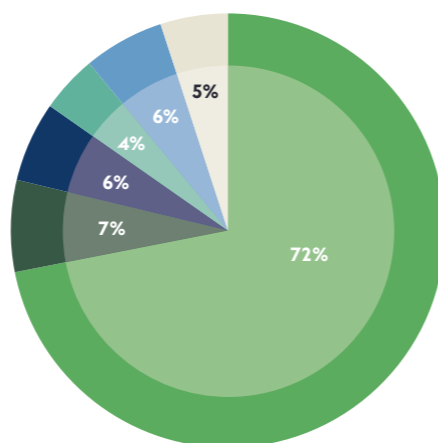
Prize Money Trainers	Gross (€'000)	%	Net (€'000)	%
Top 5	25,008	36.7%	1,709	2.5%
Top 10	32,647	47.9%	2,231	3.3%
Top 20	39,966	58.7%	2,731	4.0%
Top 21-100	18,340	26.9%	1,253	1.8%
101+	9,811	14.4%	670	1.0%
Total Prize Fund	68,117	100.0%	4,654	6.8%

The above table reflects how prize money was distributed across the ranges of owners and trainers as detailed. Gross prize money is the gross amount of prize money available and won by a participant and is used for tracking the leading owner, and trainer championships. Net prize money is the actual amount of prize money received by an owner or trainer after all relevant deductions have been processed.

## 2023 PRIZE MONEY DISTRIBUTION (€'000)

Owners	48,990
Trainers	4,654
Jockey	4,063
Stable Staff*	2,908
Cost to Run*	4,087
Other	3,416
<b>Total</b>	<b>68,117</b>

- Owners
- Trainers
- Jockey
- Stable Staff
- Cost to Run
- Other

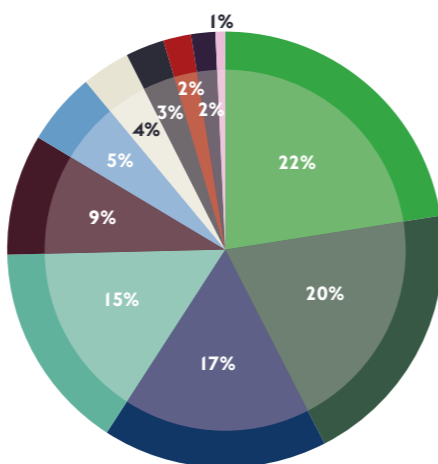


\* Owner's value and Cost to Run are in accordance with HRI directive 7. Owner's gain is calculated as the Gross Prize Money less the Cost to Run. Cost to Run includes Entry, Forfeit, and Declaration fees (excluding Bookage).

\* Stable Staff figure consists of the Stable Employees Bonus Scheme and the stable staff pension contributions.

## DISTRIBUTIONS INCLUDED IN 'OTHER' ABOVE

- Irish Jockeys Pension Trust
- Jockey Emergency Fund
- Agent
- Irish Jockeys Trust
- Racing Academy of Education
- Irish Racehorse Trainers Association
- Irish Jockeys Association
- Trainers' Benevolent Fund
- Valet
- I.R.T.A Marketing Fund
- Other



## PRIZE MONEY CONTRIBUTIONS (€) BY RACECOURSE 2023

Venue	Meetings	Races	Owners	Sponsors	NI Funding	EBF	HRI	Prize Money
			€	€	€	€	€	€
Ballinrobe	10	75	187,893	53,000	0	19,000	761,497	1,021,390
Bellewstown	8	59	144,768	34,000	0	48,000	573,972	800,740
Clonmel	12	85	179,977	26,000	0	24,500	815,323	1,045,800
Cork	21	152	522,391	118,000	0	192,500	1,952,920	2,785,810
Curragh	23	180	5,963,032	1,663,500	0	368,500	6,234,218	14,229,250
Down Royal	13	91	255,196	27,000	298,750	81,000	853,804	1,515,750
Downpatrick	10	70	135,975	13,500	87,500	17,500	546,525	801,000
Dundalk	43	341	715,505	1,171,374	0	204,500	2,415,176	4,506,555
Fairyhouse	21	156	890,134	309,800	0	132,500	2,548,471	3,880,905
Galway	13	99	638,199	401,500	0	103,500	1,690,272	2,833,470
Gowran Park	18	134	413,227	61,000	0	158,500	1,526,603	2,159,330
Kilbeggan	10	75	186,672	52,500	0	7,000	772,994	1,019,165
Killamey	13	97	271,398	64,000	0	77,000	1,155,063	1,567,460
Laytown	1	6	11,088	2,500	0	0	56,912	70,500
Leopardstown	23	171	2,243,486	946,500	0	265,500	5,338,509	8,793,995
Limerick	18	126	387,662	97,750	0	64,000	1,442,658	1,992,070
Listowel	10	74	288,647	160,000	0	49,500	996,603	1,494,750
Naas	20	148	943,608	192,700	0	365,000	2,274,782	3,776,090
Navan	18	135	464,383	105,000	0	160,000	1,856,362	2,585,745
Punchestown	21	160	978,994	588,650	0	104,500	3,672,392	5,344,535
Roscommon	9	67	172,476	29,000	0	64,000	673,460	938,935
Sligo	9	63	133,070	30,500	0	34,000	561,951	759,520
Thurles	11	77	178,441	33,000	0	58,000	806,009	1,075,450
Tipperary	11	81	238,421	68,000	0	46,500	944,824	1,297,745
Tramore	12	85	172,133	32,000	0	11,500	754,222	969,855
Wexford	10	70	130,366	36,000	0	12,500	672,059	850,925
<b>TOTAL</b>	<b>388</b>	<b>2,877</b>	<b>16,847,138</b>	<b>6,316,774</b>	<b>386,250</b>	<b>2,669,000</b>	<b>41,897,578</b>	<b>68,116,740</b>

## PRIZE MONEY CONTRIBUTIONS (%) BY RACECOURSE 2023

Venue	Meetings	Races	Owners	Sponsors	NI Funding	EBF	HRI	Prize Money
	%	%	%	%	%	%	%	%
BaBallinrobe	2.58%	2.6%	1.1%	0.8%	0.0%	0.7%	1.8%	1.5%
Bellewstown	2.06%	2.1%	0.9%	0.5%	0.0%	1.8%	1.4%	1.2%
Clonmel	3.09%	3.0%	1.1%	0.4%	0.0%	0.9%	1.9%	1.5%
Cork	5.41%	5.3%	3.1%	1.9%	0.0%	7.2%	4.7%	4.1%
Curragh	5.93%	6.3%	35.4%	26.4%	0.0%	13.8%	14.9%	20.9%
Down Royal	3.35%	3.2%	1.5%	0.4%	77.3%	3.0%	2.0%	2.2%
Downpatrick	2.58%	2.4%	0.8%	0.2%	22.7%	0.7%	1.3%	1.2%
Dundalk	11.08%	11.9%	4.2%	18.5%	0.0%	7.7%	5.8%	6.6%
Fairyhouse	5.41%	5.4%	5.3%	4.9%	0.0%	5.0%	6.1%	5.7%
Galway	3.35%	3.4%	3.8%	6.4%	0.0%	3.9%	4.0%	4.2%
Gowran Park	4.64%	4.7%	2.5%	1.0%	0.0%	5.9%	3.6%	3.2%
Kilbeggan	2.58%	2.6%	1.1%	0.8%	0.0%	0.3%	1.8%	1.5%
Killamey	3.35%	3.4%	1.6%	1.0%	0.0%	2.9%	2.8%	2.3%
Laytown	0.26%	0.2%	0.1%	0.0%	0.0%	0.0%	0.1%	0.1%
Leopardstown	5.93%	5.9%	13.3%	15.0%	0.0%	9.9%	12.7%	12.9%
Limerick	4.64%	4.4%	2.3%	1.6%	0.0%	2.4%	3.4%	2.9%
Listowel	2.58%	2.6%	1.7%	2.5%	0.0%	1.9%	2.4%	2.2%
Naas	5.15%	5.1%	5.6%	3.1%	0.0%	13.7%	5.4%	5.5%
Navan	4.64%	4.7%	2.8%	1.7%	0.0%	6.0%	4.4%	3.8%
Punchestown	5.41%	5.6%	5.8%	9.3%	0.0%	3.9%	8.8%	7.8%
Roscommon	2.32%	2.3%	1.0%	0.5%	0.0%	2.4%	1.6%	1.4%
Sligo	2.32%	2.2%	0.8%	0.5%	0.0%	1.3%	1.3%	1.1%
Thurles	2.84%	2.7%	1.1%	0.5%	0.0%	2.2%	1.9%	1.6%
Tipperary	2.84%	2.8%	1.4%	1.1%	0.0%	1.7%	2.3%	1.9%
Tramore	3.09%	3.0%	1.0%	0.5%	0.0%	0.4%	1.8%	1.4%
Wexford	2.58%	2.4%	0.8%	0.6%	0.0%	0.5%	1.6%	1.2%




PERCENTAGE OF SPONSORED RACES BY RACECOURSE 2023

Venue	Meetings	Races	Commercially Sponsored	EBF Sponsored	EBF & Com. Sponsored	Total Sponsored	%	Sponsor	EBF	HRI	Comm Sponsorship Variance (€) 2022/2023	2022 Sponsorship
Ballinrobe	10	75	58	6	1	63	84.0%	53,000	19,000	761,497	5,000	48,000
Bellewstown	8	59	47	9	2	54	91.5%	34,000	48,000	573,972	0	34,000
Clonmel	12	85	22	7	1	28	32.9%	26,000	24,500	815,323	500	25,500
Cork	21	152	85	39	9	115	75.7%	118,000	192,500	1,952,920	12,500	105,500
Curragh	23	180	162	57	44	175	97.2%	1,663,500	368,500	6,234,218	230,500	1,433,000
Down Royal	13	91	7	15	2	20	22.0%	27,000	81,000	853,804	0	27,000
Downpatrick	10	70	3	5	0	8	11.4%	13,500	17,500	546,525	-500	14,000
Dundalk	43	341	126	38	0	164	48.1%	1,171,374	204,500	2,415,176	46,298	1,125,076
Fairyhouse	21	156	80	25	4	101	64.7%	309,800	132,500	2,548,471	14,000	295,800
Galway	13	99	82	19	14	87	87.9%	401,500	103,500	1,690,272	7,000	394,500
Gowran Park	18	134	55	29	4	80	59.7%	61,000	158,500	1,526,603	-4,500	65,500
Kilbeggan	10	75	35	3	0	38	50.7%	52,500	7,000	772,994	4,500	48,000
Killamey	13	97	76	18	0	94	96.9%	64,000	77,000	1,155,063	-2,500	66,500
Laytown	1	6	5	0	0	5	83.3%	2,500	0	56,912	0	2,500
Leopardstown	23	171	109	37	7	139	81.3%	946,500	265,500	5,338,509	82,500	864,000
Limerick	18	126	97	19	8	108	85.7%	97,750	64,000	1,442,658	9,500	88,250
Listowel	10	74	64	12	5	71	95.9%	160,000	49,500	996,603	4,500	155,500
Naas	20	148	94	43	13	124	83.8%	192,700	365,000	2,274,782	-3,700	196,400
Navan	18	135	69	26	5	90	66.7%	105,000	160,000	1,856,362	51,000	54,000
Punchestown	21	160	119	17	7	129	80.6%	588,650	104,500	3,672,392	56,700	531,950
Roscommon	9	67	31	13	1	43	64.2%	29,000	64,000	673,460	3,500	25,500
Sligo	9	63	50	9	1	58	92.1%	30,500	34,000	561,951	1,000	29,500
Thurles	11	77	21	17	6	32	41.6%	33,000	58,000	806,009	1,500	31,500
Tipperary	11	81	43	12	1	54	66.7%	68,000	46,500	944,824	7,250	60,750
Tramore	12	85	49	5	0	54	63.5%	32,000	11,500	754,222	-2,500	34,500
Wexford	10	70	49	6	1	54	77.1%	36,000	12,500	672,059	1,000	35,000
<b>TOTAL</b>	<b>388</b>	<b>2,877</b>	<b>1,638</b>	<b>486</b>	<b>136</b>	<b>1,988</b>	<b>69%</b>	<b>6,316,774</b>	<b>2,669,000</b>	<b>41,897,578</b>	<b>525,048</b>	<b>5,791,726</b>

RACE SPONSORSHIP 2023 BY INDUSTRY SECTOR

Sector	2023 Value €	%
Agricultural	18,000	0%
Animal Feed Companies	181,000	3%
Bloodstock Sales & Admin	525,000	8%
Bookmakers/Betting Exchanges	1,177,500	19%
Breweries/Publicans	324,500	5%
Communications Industry	13,000	0%
Construction & Manufacturing Industry	405,500	6%
Financial Institutions & Professionals	235,750	4%
Food/Dairy Industry	58,000	1%
High Tech Manufacturing	15,000	0%
Hotels	235,500	4%
Individuals	111,500	2%
Insurance Companies	33,500	1%
Media	1,140,874	18%
Motor/Petroleum Industries	83,000	1%
Other	230,500	4%
Pharmaceuticals	54,500	1%
Printers	14,500	0%
Racecourses & Their Supporters Clubs	525,400	8%
Retail	74,500	1%
Stud farms	543,250	9%
Transport/Travel Industry	276,500	4%
Utilities	15,000	0%
Veterinary	25,000	0%
<b>Grand Total</b>	<b>6,316,774</b>	<b>100%</b>



## PRIZE-MONEY WON IN UK BY IRISH-TRAINED HORSES

	Runs	Wins	Win Prize-money (£)	Place Prize-money (£)	Total (£)
2019	1559	188	8,742,292	6,610,879	15,353,171
2020	596	90	4,437,194	2,894,892	7,332,086
2021	982	116	6,290,332	4,559,863	10,850,195
2022	1195	161	7,154,638	4,736,527	11,891,165
<b>2023</b>	<b>1479</b>	<b>194</b>	<b>10,058,358</b>	<b>6,683,502</b>	<b>16,741,860</b>

## PRIZE-MONEY WON ABROAD BY IRISH-TRAINED HORSES (EXCLUDING UK)

	Runs	Wins	Win Prize-money (€)	Place Prize-money (€)	Total (€)
2019	174	17	3,880,723	4,661,030	9,271,549
2020	115	14	8,204,445	5,479,041	13,683,485
2021	135	19	6,379,556	4,498,917	10,878,473
2022	184	24	4,663,000	3,279,354	7,942,354
<b>2023</b>	<b>228</b>	<b>25</b>	<b>5,461,366</b>	<b>4,933,812</b>	<b>10,395,178</b>

## PRIZE-MONEY WON IN UK BY IRISH-TRAINED FLAT HORSES

	Runs	Wins	Win Prize-money (£)	Place Prize-money (£)	Total (£)
2019	792	80	5,727,250	4,764,551	10,491,801
2020	251	40	2,590,558	1,653,928	4,244,486
2021	366	28	3,140,971	2,921,741	6,062,712
2022	304	29	2,936,093	2,076,866	5,012,960
<b>2023</b>	<b>454</b>	<b>72</b>	<b>6,416,091</b>	<b>3,587,692</b>	<b>10,003,783</b>

## PRIZE-MONEY WON IN UK BY IRISH-TRAINED NATIONAL HUNT HORSES

	Runs	Wins	Win Prize-money (£)	Place Prize-money (£)	Total (£)
2019	767	108	3,015,042	1,846,328	4,861,370
2020	345	51	1,846,636	1,240,964	3,087,600
2021	616	88	3,149,361	1,638,121	4,787,482
2022	891	132	4,218,545	2,659,661	6,878,206
<b>2023</b>	<b>1,025</b>	<b>122</b>	<b>3,642,267</b>	<b>3,095,810</b>	<b>6,738,007</b>

## PRIZE-MONEY WON BY FOREIGN-TRAINED HORSES IN IRELAND 2019 - 2023

Year	Runs	Wins	Win (€) Prize-money	Place (€) Prize-money	Total €
2019	250	25	2,049,800	1,372,705	3,422,505
2020	75	11	699,000	559,640	1,258,640
2021	86	11	1,321,000	745,100	2,066,100
2022	133	21	2,870,500	1,641,980	4,512,480
<b>2023</b>	<b>128</b>	<b>13</b>	<b>1,573,500</b>	<b>1,325,080</b>	<b>2,898,580</b>

## % OF PRIZE-MONEY WON BY FOREIGN-TRAINED HORSES

Year	Won €	% of Total Irish Prize-money
2019	3,422,505	5.2%
2020	1,258,640	2.5%
2021	2,066,100	3.3%
2022	4,512,480	6.8%
<b>2023</b>	<b>2,898,580</b>	<b>4.4%</b>

# TRAINERS, RIDERS & STAFF 2023

## NUMBER OF TRAINERS/RESTRICTED LICENCE HOLDERS 2019 - 2023

	Public Trainers*	Restricted Licence Holders*
2019	344	202
2020	348	188
2021	363	214
2022	365	215
<b>2023</b>	<b>378</b>	<b>216</b>

## STABLE STAFF EMPLOYEE NUMBERS 2019 - 2023

	Full-Time	Part-Time	Total
2019	1,691	1,555	3,246
2020	1,755	1,689	3,444
2021	2,207	1,486	3,693
2022	2,097	1,554	3,651
<b>2023</b>	<b>2,087</b>	<b>1,510</b>	<b>3,597</b>

## NUMBER OF RIDER LICENCE HOLDERS 2019 - 2023

	Flat Jockeys*	N.H. Jockeys*	Apprentices*	Qualified Riders**
2019	58	117	49	313
2020	72	120	56	305
2021	68	143	65	340
2022	70	143	68	337
<b>2023</b>	<b>91</b>	<b>139</b>	<b>62</b>	<b>342</b>

\*Figure calculated 31st December \*\*The Qualified Riders figures from 2012 onwards have been amended from previous editions as the licencing period changed to September - 31st August.





# LEADING HORSES 2023

## LEADING FLAT HORSES BY PRIZE MONEY WON IN IRELAND 2023

Horse	Wins	Runs	Places	Prize Money (€)
Auguste Rodin	2	2	0	€1,450,000
One Look	1	1	0	€616,000
Tahiyra	2	2	0	€530,000
Luxembourg	1	3	1	€523,600
Eldar Eldarov (GB)	1	1	0	€348,000
Paddington (GB)	3	3	0	€347,000
Magellan Strait	1	5	1	€331,550
Henry Longfellow	3	3	0	€324,000
Moss Tucker	3	7	2	€322,675
Adelaide River	1	2	1	€310,000
Bucanero Fuerte (GB)	3	4	1	€304,000
Savethelastdance	2	2	0	€299,000
Cherry Blossom	1	3	2	€260,900
Fallen Angel (GB)	1	1	0	€240,000
Via Sistina	1	1	0	€180,000

## LEADING FLAT HORSES BY NUMBER OF WINS IN IRELAND 2023

Horse	Wins	Runs	Places	Prize Money (€)
Tawaazon	6	20	7	€78,890
Celtic Revival	5	17	7	€45,965
Simply Sideways	5	13	6	€50,960
Fratas	5	13	2	€48,040
Tai Sing Yeh	4	24	10	€47,080
Dun Na Sead	4	13	5	€72,400
Magnetic North	4	15	1	€25,725
Aussie Girl	3	11	8	€161,125
Collective Power	3	17	7	€37,515
Distillate (GB)	3	22	7	€30,455
Hightimeyouwon (GB)	3	15	6	€36,790
Feature This	3	13	4	€26,645
Little Queenie	3	12	5	€55,800
Cristal Clere	3	10	3	€33,210
Khafaaq (GB)	3	9	3	€24,800

- 1. Auguste Rodin
- 2. One Look
- 3. Tahiyra
- 4. Luxembourg
- 5. Eldar Eldarov (GB)
- 6. Paddington (GB)
- 7. Magellan Strait
- 8. Henry Longfellow
- 9. Moss Tucker
- 10. Adelaide River


## LEADING N.H. HORSES BY PRIZE MONEY WON IN IRELAND 2022/2023

Horse	Wins	Runs	Places	Prize Money (€)
State Man (FR)	4	4	0	€456,000
I Am Maximus (FR)	1	4	3	€288,600
Galopin Des Champs (FR)	2	3	1	€250,500
Energumene (FR)	2	2	0	€240,000
Klassical Dream (FR)	1	2	1	€204,000
Fastorslow (FR)	1	3	0	€186,900
Gaelic Warrior (GER)	4	4	0	€177,900
Tudor City	2	7	1	€175,050
El Fabiolo (FR)	3	3	0	€172,800
Blue Lord (FR)	2	4	2	€171,000
Hewick	1	3	1	€168,000
Lossiemouth (FR)	3	4	1	€148,500
Mighty Potter (FR)	3	4	0	€147,600
Facile Vega	3	4	0	€146,700
Easy Game (FR)	6	7	0	€143,700

## LEADING N.H. HORSES BY NUMBER OF WINS IN IRELAND 2022/2023

Horse	Wins	Runs	Places	Prize Money (€)
Final Orders (GB)	6	8	2	€111,400
Easy Game (FR)	6	7	0	€143,700
Happy Dreams (FR)	4	11	4	€34,675
Authorized Art (FR)	4	9	3	€60,450
Corbetts Cross	4	6	1	€48,215
Brideswell Lad	4	11	3	€55,465
Tyre Kicker (FR)	4	8	3	€32,955
Lieutenant Highway	4	5	1	€31,550
Jungle Prose	4	7	2	€31,175
A Dream To Share	4	4	0	€133,500
Gaelic Warrior (GER)	4	4	0	€177,900
Impervious	4	4	0	€102,300
Marine Nationale	4	4	0	€71,400
Moving Water	4	5	0	€38,300
Salvador Ziggy	4	5	0	€39,600

- 11. State Man (FR)
- 12. I Am Maximus (FR)
- 13. Galopin Des Champs (FR)
- 14. Energumene (FR)
- 15. Klassical Dream (FR)
- 16. Fastorslow (FR)
- 17. Gaelic Warrior (GER)
- 18. Tudor City
- 19. El Fabiolo (FR)
- 20. Blue Lord (FR)





# EXPORTS 2023

## EXPORTS OF IRISH-FOALED ANIMALS 2023

Country	Foals	Yearlings	2yo	3yo	4yo	5yo	5yo+	Total
Australia	1	4	8	9	12	3	3	40
Bahrain	0	0	6	2	0	0	0	8
Belgium	0	0	0	2	0	0	0	2
Bulgaria	0	1	0	0	0	0	0	1
Canada	0	0	0	0	1	0	0	1
China	0	3	18	15	7	0	1	44
Cyprus	0	0	0	1	0	0	0	1
Czech Republic	6	0	1	0	0	0	0	7
Denmark	1	2	5	1	0	0	0	9
Finland	0	0	0	0	0	0	1	1
France	289	113	190	26	13	2	12	645
Germany	35	16	16	6	4	2	0	79
Great Britain	0	618	1,695	383	536	378	187	3,797
Greece	0	0	6	0	0	0	0	6
Hong Kong	0	0	7	8	0	0	0	15
Hungary	0	22	0	0	0	0	0	22
India	0	0	0	0	0	1	2	3
Italy	27	51	44	11	2	1	0	136
Japan	2	22	3	1	3	0	1	32
Kingdom of Saudi Arabia	0	38	26	5	4	0	0	73
Libya	0	1	0	0	3	0	0	4
Netherlands	0	0	0	0	1	0	1	2
Northern Ireland	0	0	1	3	11	19	13	47
Norway	0	0	7	0	0	0	0	7
Poland	0	35	1	1	0	0	0	37
Qatar	0	0	4	3	0	0	0	7
Slovakia	0	0	0	0	0	0	1	1
Spain	2	15	10	0	1	0	1	29
Sweden	3	5	11	0	0	0	1	20
Switzerland	0	1	6	0	0	0	0	7
Turkey	0	0	0	0	0	0	2	2
USA	6	65	78	25	16	6	3	199
United Arab Emirates	0	0	14	0	0	0	0	14
<b>Grand Total</b>	<b>372</b>	<b>1,012</b>	<b>2,157</b>	<b>502</b>	<b>614</b>	<b>412</b>	<b>229</b>	<b>5,298</b>

## EXPORTED IRISH FOALED ANIMALS SOLD THROUGH AUCTION 2023

Country	Foals		Yearlings		2yo		3yo		4yo		5yo		5yo+		Grand Total
	Colt	Filly	Colt	Filly	Colt	Gelding	Colt	Gelding	Colt	Gelding	Colt	Gelding	Colt	Gelding	
Australia	0	0	0	0	0	0	0	0	0	0	0	0	0	0	0
Bahrain	0	0	0	0	0	0	0	0	0	0	0	0	0	0	0
Belgium	0	0	0	0	0	0	0	0	0	0	0	0	0	0	0
Bulgaria	0	0	0	0	0	0	0	0	0	0	0	0	0	0	0
China	0	0	0	0	0	0	0	0	0	0	0	0	0	0	0
Czech Republic	1	4	0	0	0	0	0	0	0	0	0	0	0	0	0
Cyprus	0	0	0	0	0	0	0	0	0	0	0	0	0	0	0
Denmark	1	0	0	5	0	0	0	0	0	0	0	0	0	0	0
France	16	15	0	38	52	0	107	97	18	0	7	2	0	11	366
Great Britain	0	0	0	449	249	19	467	753	648	8	71	148	0	105	3,526
Germany	0	0	0	6	9	0	10	14	2	0	7	0	0	2	51
Greece	0	0	0	0	0	0	0	8	3	0	0	0	0	0	11
Hong Kong	0	0	0	0	0	0	0	7	0	0	0	0	0	0	7
Netherlands	0	0	0	0	0	0	0	0	0	0	0	0	0	0	0
Hungary	0	0	0	20	9	0	0	0	0	0	0	0	0	0	29
India	0	0	0	0	0	0	0	0	0	0	0	0	0	0	0
Italy	2	1	0	30	27	0	41	20	4	1	3	3	0	0	133
Japan	0	0	0	3	4	0	1	1	0	0	0	0	0	0	10
Kingdom of Saudi Arabia	0	0	0	23	17	3	15	17	12	1	1	3	0	2	95
Libya	0	0	0	2	0	0	0	0	0	0	0	0	0	0	2
Northern Ireland	0	0	0	0	0	0	0	0	0	0	0	0	0	0	0
Norway	0	0	0	0	0	0	0	0	0	0	0	0	0	0	0
Poland	0	0	0	20	24	0	0	0	0	0	0	0	0	0	45
Qatar	0	0	0	0	0	0	0	0	0	0	0	0	0	0	0
Spain	0	0	0	14	6	0	10	6	0	0	0	0	0	0	8
Sweden	1	0	0	4	2	0	10	8	0	0	0	0	0	0	36
Switzerland	0	0	0	2	0	0	5	0	0	0	0	0	0	0	25
Turkey	0	0	0	0	0	0	0	0	0	0	0	0	0	0	0
United Arab Emirates	0	0	0	0	0	0	0	0	0	0	0	0	0	0	0
USA	0	1	0	24	43	0	17	4	0	0	0	0	0	0	21
<b>Grand Total</b>	<b>21</b>	<b>21</b>	<b>0</b>	<b>642</b>	<b>442</b>	<b>22</b>	<b>756</b>	<b>876</b>	<b>691</b>	<b>17</b>	<b>99</b>	<b>164</b>	<b>0</b>	<b>124</b>	<b>4,613</b>



VALUE IN EUROS OF EXPORTED IRISH FOALED HORSES SOLD THROUGH AUCTION 2023

Country	Foals		Yearlings		2yo		3yo		4yo		5yo		5yo+		Grand Total	
	Colt	Filly	Gelding	Colt	Filly	Gelding	Colt	Filly	Gelding	Colt	Filly	Gelding	Colt	Filly		Gelding
Australia	0	0	0	177,975	0	0	0	91,103	0	0	0	0	0	0	0	3,862,763
Bahrain	0	0	0	382,955	1,080,974	0	0	0	0	0	0	0	0	0	0	68,206
Belgium	0	0	0	0	10,000	0	0	58,206	0	0	0	0	0	0	0	29,663
Bulgaria	0	0	0	0	0	0	0	3,560	26,103	0	0	0	0	0	0	6,526
China	0	0	0	82,500	73,500	0	0	0	0	0	0	0	0	0	0	156,000
Czech Republic	6,500	18,600	0	0	0	0	0	0	0	0	0	0	0	0	0	25,100
Cyprus	0	0	0	0	0	0	0	350,000	0	0	0	0	0	0	0	350,000
Denmark	10,000	0	0	657,340	0	0	0	0	8,500	0	0	0	0	0	0	776,790
France	604,123	1,051,500	0	7,225,568	8,416,281	0	1,238,337	0	133,560	26,600	0	440,583	0	0	0	32,110,669
Great Britain	0	0	0	43,292,407	19,628,888	1,280,893	52,890,919	321,977	3,067,727	5,750,119	0	4,462,679	17,914,194	0	3,054,157	264,149,952
Germany	0	0	0	434,354	461,800	0	1,813,938	0	37,400	0	0	0	0	0	0	3,529,419
Greece	0	0	0	0	0	0	67,992	0	0	0	0	0	0	0	0	86,252
Hong Kong	0	0	0	755,663	0	0	0	0	0	0	0	0	0	0	0	755,663
Netherlands	0	0	0	0	0	0	0	0	0	0	0	0	0	0	0	1,500
Hungary	0	0	0	202,500	32,000	0	0	0	0	0	0	0	0	0	0	234,500
India	0	0	0	0	0	0	0	0	0	0	0	0	0	0	0	29,242
Italy	21,798	37,968	0	345,814	301,887	0	1,049,072	48,000	34,798	58,500	0	9,492	0	8,000	0	2,304,675
Japan	0	0	0	390,000	919,037	0	55,000	0	0	0	0	0	0	0	0	1,519,037
Kingdom of Saudi Arabia	0	0	0	571,226	594,483	81,513	405,158	303,077	14,000	98,174	0	23,249	17,798	0	0	2,562,812
Libya	0	0	0	9,000	0	0	0	0	0	0	0	0	0	0	0	9,000
Northern Ireland	0	0	0	0	0	0	26,000	0	0	31,640	0	0	300,875	0	0	443,479
Norway	0	0	0	0	0	0	186,766	0	0	0	0	0	0	0	0	739,738
Poland	0	0	0	336,812	318,395	0	0	9,492	0	0	0	0	0	0	0	664,699
Qatar	0	0	0	0	0	0	236,188	164,588	143,055	58,901	0	0	0	0	0	602,732
Spain	0	0	0	218,052	117,770	0	244,624	0	0	0	0	0	0	0	0	767,734
Sweden	3,000	0	0	133,200	12,619	0	368,502	0	0	0	0	0	0	0	0	654,869
Switzerland	0	0	0	36,000	0	0	157,560	0	0	0	0	0	0	0	0	193,560
Turkey	0	0	0	0	0	0	0	0	0	0	0	0	0	0	0	8,500
United Arab Emirates	0	0	0	1,307,544	829,735	0	0	0	0	0	0	0	0	0	0	2,137,279
USA	0	100,000	0	3,769,822	724,5281	0	513,991	99,960	88,391	98,564	0	581,090	224,910	261,450	0	14,903,558
<b>Grand Total</b>	<b>645,421</b>	<b>1,208,068</b>	<b>0</b>	<b>57,250,206</b>	<b>38,048,441</b>	<b>1,362,406</b>	<b>68,347,679</b>	<b>75,153,621</b>	<b>43,547,615</b>	<b>1,093,587</b>	<b>3,496,543</b>	<b>6,098,200</b>	<b>5,765,791</b>	<b>18,895,449</b>	<b>0</b>	<b>333,683,917</b>

# CLASSIFICATIONS 2023

## IRISH CLASSIFICATIONS - HIGHEST-RATED PERFORMANCE 2019 - 2023

Year	Male	Rating	Female	Rating
2019	Pinatubo (IRE)	128	Magical (IRE)	122
2020	Ghaiyyath (IRE)	123	Love (IRE), Magical (IRE), Tarnawa (IRE)	122
2021	St Mark's Basilica (FR)	127	Tarnawa (IRE), Snowfall (JPN)	120
2022	Kyprios (IRE) & Little Big Bear (IRE)	124	Highfield Princess (FR), Homeless Songs (IRE)	119
<b>2023</b>	<b>Auguste Rodin (IRE) &amp; City of Troy (USA)</b>	<b>125</b>	<b>Opera Singer (USA)</b>	<b>118</b>

## IRISH CLASSIFICATIONS - HIGHEST-RATED TWO-YEAR-OLD PERFORMANCE 2019 - 2023

Year	Male	Rating	Female	Rating
2019	Pinatubo (IRE)	128	MillisLe (IRE)	115
2020	St Mark's Basilica (FR)	120	Pretty Gorgeous (FR), Shale (IRE)	113
2021	Native Trail (GB)	121	Tenebrism (USA)	115
2022	Little Big Bear (IRE)	124	Tahiya (IRE)	118
<b>2023</b>	<b>City of Troy (USA)</b>	<b>125</b>	<b>Opera Singer (USA)</b>	<b>118</b>

## IRISH CLASSIFICATIONS - THREE YEAR OLDS BY DISTANCE 2019 - 2023 SPRINT (5F - 6F)

Year	Male	Rating	Female	Rating
2019	Ten Sovereigns (IRE)	122	FairyLand (IRE)	112
2020	Lope Y Fernandez (IRE)	117	MillisLe (IRE)	111
2021	A Case of You (IRE)	113	Mooneista (IRE)	112
2022	Go Bears Go (IRE), Twilight Jet (IRE)	112	Ladies Church (GB)	110
<b>2023</b>	<b>Little Big Bear (IRE)</b>	<b>116</b>	<b>Ocean Quest (IRE)</b>	<b>107</b>

## IRISH CLASSIFICATIONS - THREE YEAR OLDS BY DISTANCE 2019 - 2023 MILE (7F - 9F)

Year	Male	Rating	Female	Rating
2019	Magna Grecia (IRE)	120	Iridessa (IRE)	116
2020	Order Of Australia (IRE)	120	Alpine Star (IRE)	119
2021	Poetic Flare (IRE)	122	Mother Earth (IRE)	114
2022	Luxembourg (IRE), Native Trail (GB)	116	Homeless Songs (IRE)	119
<b>2023</b>	<b>Paddington (GB)</b>	<b>122</b>	<b>Tahiya (IRE)</b>	<b>117</b>

## IRISH CLASSIFICATIONS - THREE YEAR OLDS BY DISTANCE 2019 - 2023 INTERMEDIATE (9.5F - 10.5F)

Year	Male	Rating	Female	Rating
2019	Japan (GB)	122	Iridessa (IRE)	116
2020	Armory (IRE)	120	Alpine Star (IRE)	118
2021	St Mark's Basilica (FR)	127	Santa Barbara (IRE)	116
2022	Luxembourg (IRE)	123	Tuesday (IRE)	118
<b>2023</b>	<b>Auguste Rodin (IRE) &amp; Paddington (GB)</b>	<b>124</b>	<b>Warm Heart (IRE)</b>	<b>117</b>

### IRISH CLASSIFICATIONS - THREE YEAR OLDS BY DISTANCE 2019 - 2023 LONG (11F - 13F)

Year	Male	Rating	Female	Rating
2019	Japan (GB)	122	Star Catcher (GB)	115
2020	Mogul (GB)	121	Love (IRE)	122
2021	Hurricane Lane (IRE)	120	Snowfall (JPN)	120
2022	Westover (GB)	120	Tuesday (IRE)	118
<b>2023</b>	<b>Auguste Rodin (IRE)</b>	<b>125</b>	<b>Warm Heart (IRE)</b>	<b>117</b>

### IRISH CLASSIFICATIONS - THREE YEAR OLDS BY DISTANCE 2019 - 2023 EXTENDED (14F+)

Year	Male	Rating	Female	Rating
2019	IL Paradiso (IRE)	116	Search For A Song (IRE)	116
2020	Galileo Chrome (IRE)	117	Pista (USA)	113
2021	The Mediterranean (IRE)	113		
2022	Duke De Sessa (IRE)	110	Emily Dickinson (IRE)	108
<b>2023</b>	<b>Continuous (JPN)</b>	<b>119</b>	<b>Shamida (IRE)</b>	<b>106</b>

### IRISH CLASSIFICATIONS - FOUR YEAR OLDS AND UP BY DISTANCE 2019 - 2023 SPRINT (5-6F)

Year	Male	Rating	Female	Rating
2019	Make A Challenge (IRE)	112	Soffia (GB)	115
2020	Sceptical (GB)	116	Glass Slippers (GB)	112
2021	Gustavus Weston (IRE)	115	Romantic Proposal (IRE)	112
2022	A Case Of You (IRE)	118	Highfield Princess (FR)	118
<b>2023</b>	<b>Art Power (IRE)</b>	<b>117</b>	<b>Get Ahead (GB)</b>	<b>109</b>

### IRISH CLASSIFICATIONS - FOUR YEAR OLDS AND UP BY DISTANCE 2019 - 2023 MILE (7-9F)

Year	Male	Rating	Female	Rating
2019	Romanised (IRE)	118	I Can Fly (GB)	111
2020	Circus Maximus (IRE)	120	Magic Wand (IRE)	114
2021	Order of Australia (IRE)	118	Champers Elysees (IRE)	112
2022	Order of Australia (IRE)	118	Pearls Galore (FR)	118
<b>2023</b>	<b>Buckaroo (GB)</b>	<b>113</b>	<b>Homeless Songs (IRE) &amp; Rogue Millennium (IRE)</b>	<b>110</b>

### IRISH CLASSIFICATIONS - FOUR YEAR OLDS AND UP BY DISTANCE 2019 - 2023 INTERMEDIATE (9.5-10.5F)

Year	Male	Rating	Female	Rating
2019	Hunting Horn (IRE)	115	Magical (IRE)	122
2020	Ghaiyyath (IRE)	123	Magical (IRE)	122
2021	Armory (IRE)	117	Tarnawa (IRE)	120
2022	State of Rest (IRE)	122	La Petite Coco (IRE)	115
<b>2023</b>	<b>Luxembourg (IRE)</b>	<b>123</b>	<b>Nashwa (GB)</b>	<b>120</b>

### IRISH CLASSIFICATIONS - FOUR YEAR OLDS AND UP BY DISTANCE 2019 - 2023 LONG (11-13F+)

Year	Male	Rating	Female	Rating
2019	Kew Gardens (IRE)	117	Magical (IRE)	122
2020	Anthony Van Dyck (IRE)	122	Tarnawa (IRE)	122
2021	Broome (IRE)	118	Tarnawa (IRE)	120
2022	Broome (IRE)	118	La Petite Coco (IRE)	115
<b>2023</b>	<b>Bolshoi Ballet (IRE)</b>	<b>116</b>	<b>Trevaunance (IRE)</b>	<b>110</b>

### IRISH CLASSIFICATIONS - FOUR YEAR OLDS AND UP BY DISTANCE 2019 - 2023 EXTENDED (14F+)

Year	Male	Rating	Female	Rating
2019	Kew Gardens (IRE)	119	True Self (IRE)	109
2020	Twilight Payment (IRE)	117	Search For A Song (IRE)	116
2021	Twilight Payment (IRE)/ SonnyboyListon (IRE)	116	Search For A Song (IRE)	115
2022	Kyprios (IRE)	124	Burning Victory (FR)	113
<b>2023</b>	<b>Kyprios (IRE) &amp; Eldar Eldarov (GB)</b>	<b>117</b>	<b>Emily Dickinson (IRE)</b>	<b>111</b>

### IRISH HURDLE CLASSIFICATION 2018 - 2023

Season	2 Miles to 2 Miles 2.5f	Rating	2.5 Miles +	Rating	2.7 Miles f +	Rating
18/19	Espoir d'Allen (FR)	170	Apple's Jade (FR)	162	Apple's Jade (FR)	162
19/20	Sharjah (FR)	164	Honeysuckle (GB)	159	Benie Des Dieux (FR)	159
20/21	Honeysuckle (GB)	165	Abacadabras (FR)	158	Flooring Porter (IRE) & Klassical Dream (FR)	164
21/22	Honeysuckle (GB)	165	Honeysuckle (GB)	165	Flooring Porter (IRE)	164
<b>22/23</b>	<b>State Man (FR)</b>	<b>165</b>	<b>Teahupoo (FR)</b>	<b>160</b>	<b>Sire Du Berlais (FR)</b>	<b>161</b>

### IRISH NOVICE HURDLE CLASSIFICATION 2018-2023

Season	2 Miles to 2 Miles 2.5f	Rating	2 Miles 3f to 2 Miles 6.5f	Rating	2 Miles 7f+	Rating
18/19	Klassical Dream (FR)	160	City Island (IRE)	152	Minella Indo (IRE)	152
19/20	Abacadabras (FR)	158	Envoi Allen (FR)	160	Monkfish (IRE)	152
20/21	Appreciate It (IRE)	160	Bob Olinger (IRE)	159	Galopin Des Champs (FR)	155
21/22	Vauban (FR)	155	State Man (FR)	159	The Nice Guy (IRE)	153
<b>22/23</b>	<b>Marine Nationale (IRE)</b>	<b>158</b>	<b>Impaire Et Passe (FR)</b>	<b>160</b>	<b>Gaelic Warrior (GER)</b>	<b>153</b>

### IRISH STEEPLECHASE CLASSIFICATION 2018-2023

Season	2 Miles to 2 Miles 2.5f	Rating	2 Miles 3f to 2 Miles 6.5f	Rating	2 Miles 7f+	Rating
18/19	Un De Sceaux (FR)	171	Min (FR)	171	Kemboy (FR)	177
19/20	Chacun Pour Soi (FR)	172	Min (FR)	169	Al Boum Photo (FR)	175
20/21	Chacun Pour Soi (FR)	176	Allaho (FR)	174	Minella Indo (IRE)	175
21/22	Energumene (FR)	176	Allaho (FR)	177	A Plus Tard (FR)	180
<b>22/23</b>	<b>Energumene (FR)</b>	<b>175</b>	<b>Envoi Allen (FR) &amp; Stattler (IRE)</b>	<b>163</b>	<b>Galopin des Champs (FR)</b>	<b>179</b>

### IRISH NOVICE STEEPLECHASE CLASSIFICATION 2018-2023

Season	2 Miles to 2 Miles 2.5f	Rating	2 Miles 3f to 2 Miles 6.5f	Rating	2 Miles 7f+	Rating
18/19	Chacun Pour Soi (FR)	167	A Plus Tard (FR)	161	Delta Work (FR)	163
19/20	Fakir d'Oudairies (FR)	160	Samcro (IRE)	160	Minella Indo (IRE)	160
20/21	Energumene (FR)	169	Envoi Allen (FR) & Monkfish (IRE)	163	Colreevy (IRE)	158
21/22	Gentleman De Mee (FR)	164	Galopin Des Champs (FR)	172	Capodanno (FR)	159
<b>22/23</b>	<b>El Fabiolo (FR)</b>	<b>170</b>	<b>Kilcruit (IRE) &amp; Mighty Potter (FR)</b>	<b>160</b>	<b>Gerri Colombe (FR)</b>	<b>162</b>



### FLAT HORSES RATED 100+ IN IRELAND 2023 BY TRAINER (2 OR MORE HORSES)

TOTAL	TRAINER	2-YEAR-OLD	3-YEAR-OLD	4-YEAR-OLD
68	Aidan O'Brien	25	34	9
36	Joseph O'Brien	6	9	21
16	Jessica Harrington	1	12	3
11	Dermot Weld	1	7	3
7	Donnacha O'Brien	2	4	1
7	Johnny Murtagh	1	2	4
7	Paddy Twomey	3		4
6	Ger Lyons	2	2	2
5	Adrian McGuinness	1		4
5	Jim Bolger		4	1
4	James Stack		3	1
4	Noel Meade	1		3
4	Willie McCreery	1	1	2
4	Willie Mullins			4
3	Adrian Murray	2		1
3	Roger Varian		1	2
2	Andrew Oliver	1		1
2	Andrew Slattery			2
2	Karl Burke	1	1	
2	Michael Halford & Tracey Collins			2
2	Michael O'Callaghan	1		1
2	Natalia Lupini	1		1

### FLAT HORSES RATED 100+ IN IRELAND 2023 BY SIRE (2 OR MORE HORSES)

TOTAL	TRAINER	2-YEAR-OLD	3-YEAR-OLD	4-YEAR-OLD
22	Galileo	4	11	7
13	No Nay Never	7	5	1
11	Dubawi	3	4	4
9	Frankel	3	3	3
7	Australia		3	4
7	Camelot	1	4	2
7	Churchill	1	4	2
7	Justify	3	4	
6	Dark Angel		1	5
6	Starspangledbanner	3	2	1
6	Wootton Bassett	4	2	
5	Kingman		4	1
5	Lope De Vega		2	3
5	Saxon Warrior		5	
4	Caravaggio	2		2
4	Fastnet Rock			4
4	Gleneagles	2		2
4	Kodiac	2	1	1
4	Night of Thunder	2	2	
4	Sioux Nation	1	3	
4	Siyouni	2	2	
3	Pivotal		1	2
3	Roaring Lion		3	
3	Sea The Stars			3
2	Deep Impact		2	
2	Quality Road		2	
2	Shamardal		2	
2	Showcasing		1	1
2	Teofilo			2
2	Ulysses		1	1
2	Vocalised		2	
2	Zoffany			2



### HURDLERS & CHASERS RATED 130+ WHICH WERE TRAINED IN IRELAND 2022-2023 SEASON

TOTAL	TRAINER	HURDLERS	CHASERS
110	W.P. Mullins	60	50
78	Gordon Elliott	43	35
43	Henry de Bromhead	16	27
21	Joseph Patrick O'Brien	10	11
20	Gavin Cromwell	10	10
16	Noel Meade	8	8
10	Emmet Mullins	6	4
9	John C. McConnell	5	4
7	Oliver McKiernan	6	1
6	M.F.Morris	2	4
6	Mrs John Harrington	4	2
5	Peter Fahey	2	3
5	Martin Brassil	2	3
4	P.A.Fahy	1	3
4	Dermot Anthony McLoughlin	1	3
4	Thomas Gibney	1	3
4	Barry Connell	3	1
3	John Joseph Hanlon		3
3	Ciaran Murphy	1	2
3	John Patrick Ryan	1	2
3	Liz Doyle	1	2
3	Padraig Roche	1	2
3	Cian Michael Collins	2	1
3	C.Byrnes	3	
3	Paul Nolan	3	
2	C.A.Murphy		2
2	E. Bolger		2
2	E. McNamara		2
2	S.R.B. Crawford		2
2	P. Corkery	1	1
2	P.J. Rothwell	1	1
2	Paul John Gilligan	1	1
2	T.G.McCourt	1	1
2	A.J.Martin	2	
2	Denis Gerard Hogan	2	
2	Ray Hackett	2	
2	Sean Thomas Doyle	2	
1	David M.O'Brien		1
1	Eddie & Patrick Harty		1
1	Francis Casey		1
1	J.P.Dempsey		1
1	Jonathan Sweeney		1

1	Michael Mulvany	1
1	Norman Lee	1
1	P.G. Fahey	1
1	Patrick Griffin	1
1	Patrick T. Foley	1
1	Paul O'Flynn	1
1	Robert Tyner	1
1	Ross O'Sullivan	1
1	S. Curling	1
1	Seamus Neville	1
1	T.M. Walsh	1
1	William Durkan	1
1	Andrew Slattery	1
1	Anthony Mullins	1
1	D.M. Christie	1
1	E. Sheehy	1
1	Francis Casey	1
1	J.Motherway	1
1	James Joseph Mangan	1
1	Jarlath P.Fahey	1
1	Jonathan Sweeney	1
1	Karl Thornton	1
1	Mark Fahey	1
1	Mrs Lorna Fowler	1
1	Ms. Alice Curran	1
1	Padraig Butler	1
1	Terence O'Brien	1

# OWNERS, TRAINERS & RIDERS 2023



## LEADING NATIONAL HUNT OWNERS 2022/2023

Owner	Runs	1st	2nd	3rd	4th	Win Money	Place Money	Prize Money	Net Gains
John P. McManus	743	91	67	68	65	€1,624,400	€772,725	€2,397,125	€1,724,012
Gigginstown House Stud	193	33	20	29	15	€621,000	€445,460	€1,066,460	€766,998
Mrs S Ricci	99	25	16	18	6	€534,300	€413,465	€947,765	€681,633
Mrs J. Donnelly	46	15	11	9	1	€618,300	€156,700	€775,000	€557,380
Robcour	136	27	24	21	16	€403,800	€299,765	€703,565	€506,004
Caldwell Construction Ltd	121	26	17	13	16	€357,900	€130,965	€488,865	€351,592
Simon Munir & Isaac Souede	109	30	13	19	12	€321,600	€125,263	€446,863	€321,384
Barry Connell	59	19	3	5	5	€357,600	€28,485	€386,085	€277,672
Miss M A Masterson	23	9	2	4	2	€245,100	€84,675	€329,775	€237,174
Bective Stud	91	16	15	7	16	€155,700	€113,630	€269,330	€193,702
Mrs Audrey Turley	11	3	3	2	0	€198,000	€71,250	€269,250	€193,645
Kenneth Alexander	43	9	5	8	2	€155,600	€108,895	€264,495	€190,225
John Breslin	44	5	3	3	3	€210,900	€48,625	€259,525	€186,650
Tony Bloom	5	3	2	0	0	€247,200	€6,400	€253,600	€182,389
Pioneer Racing	91	8	12	14	7	€136,800	€87,286	€224,086	€161,163
Cheveley Park Stud	18	6	2	2	2	€134,100	€86,250	€220,350	€158,476
Keep The Faith Bloodstock Limited	116	11	12	12	9	€98,100	€117,455	€215,555	€155,027
Nicholas Peacock	18	11	1	1	2	€193,800	€17,800	€211,600	€152,183
Mrs Joanne Coleman	2	1	1	0	0	€180,000	€24,000	€204,000	€146,717
Barnane Stud	9	4	2	1	0	€130,500	€22,250	€152,750	€109,858

## LEADING NATIONAL HUNT TRAINERS BY NO. OF WINS 2022/2023

Trainer	Runs	1st	2nd	3rd	4th	Win Money	Place Money	Prize Money	Net Gains
W.P. Mullins	831	237	141	98	75	€5,231,600	€2,068,065	€7,299,665	€498,567
Gordon Elliott	1259	188	171	146	135	€2,254,500	€1,556,385	€3,810,885	€260,283
Henry de Bromhead	549	79	81	71	61	€865,100	€742,645	€1,607,745	€109,809
Gavin Cromwell	517	58	55	51	59	€615,900	€356,780	€972,680	€66,434
John C. McConnell	272	30	28	25	19	€351,300	€163,535	€514,835	€35,163
Joseph Patrick O'Brien	149	29	17	19	14	€567,600	€339,190	€906,790	€61,934
Noel Meade	179	23	22	28	12	€255,600	€298,045	€553,645	€37,814
C. Byrnes	167	22	22	17	17	€201,300	€129,695	€330,995	€22,607
Denis Gerard Hogan	222	21	8	18	22	€167,700	€75,070	€242,770	€16,581
John Patrick Ryan	335	19	27	31	43	€191,700	€212,300	€404,000	€27,593
Peter Fahey	178	19	12	18	15	€336,000	€113,585	€449,585	€30,707
Barry Connell	60	19	3	5	5	€357,600	€28,485	€386,085	€26,370
P.J. Rothwell	414	18	30	29	33	€131,400	€160,710	€292,110	€19,951
Emmet Mullins	82	15	12	6	3	€268,800	€82,440	€351,240	€23,990
A.J. Martin	200	14	15	10	14	€312,000	€123,595	€435,595	€29,751
Eoin Christopher McCarthy	201	13	19	15	21	€97,800	€97,930	€195,730	€13,368
Declan Queally	139	13	13	13	9	€96,300	€76,540	€172,840	€11,805
Dermot Anthony McLoughlin	201	13	12	12	24	€134,700	€83,505	€218,205	€14,903
C.A. Murphy	75	12	12	3	12	€168,900	€55,820	€224,720	€15,348
D.M. Christie	81	12	8	6	5	€75,600	€33,535	€109,135	€7,454

## LEADING NATIONAL HUNT JOCKEYS BY NO. OF WINS 2022/2023

Jockey	Runs	1st	2nd	3rd	4th	Win Money	Place Money	Prize Money	Net Gains
P. Townend	276	107	47	40	13	€3,143,600	€633,390	€3,776,990	€256,835
J.W. Kennedy	320	77	47	30	35	€961,800	€302,785	€1,264,585	€85,992
Rachael Blackmore	425	62	67	51	51	€766,100	€657,520	€1,423,620	€96,806
D.E. Mullins	469	56	55	40	35	€931,700	€775,465	€1,707,165	€116,087
K.M. Donoghue	374	48	33	42	29	€548,700	€276,525	€825,225	€56,115
Mr. P.W. Mullins	136	47	33	13	13	€501,900	€340,305	€842,205	€57,270
D.J. O'Keefe	600	44	58	65	71	€414,900	€418,405	€833,305	€56,665
J.J. Slevin	395	44	30	30	26	€829,500	€306,100	€1,135,600	€77,221
M.P. Walsh	230	37	25	30	15	€549,300	€313,800	€863,100	€58,691
D.N. Russell	164	35	36	25	20	€504,300	€307,080	€811,380	€55,174
M.J.M. O'Sullivan	316	32	35	32	22	€543,300	€213,370	€756,670	€51,454
J.C. Gainford	339	32	30	31	32	€516,000	€236,585	€752,585	€51,176
P.T. Enright	493	31	31	38	41	€289,500	€367,995	€657,495	€44,710
B.J. Cooper	209	26	23	33	21	€291,900	€276,810	€568,710	€38,672
S.F. O'Keefe	405	25	38	36	27	€341,400	€332,095	€673,495	€45,798
S.D. Torrens	393	25	31	30	30	€272,400	€255,420	€527,820	€35,892
S.W. Flanagan	329	25	25	29	30	€248,200	€202,120	€450,320	€30,622
D. Meyler	251	25	15	16	21	€323,400	€109,820	€433,220	€29,459
B. Hayes	278	23	26	16	24	€306,000	€285,555	€591,555	€40,226
L.P. Dempsey	304	22	18	18	28	€192,300	€212,705	€405,005	€27,540



## LEADING CONDITIONAL RIDERS BY NO. OF WINS 2022/2023

Rider	Runs	1st	2nd	3rd	4th	Win Money	Place Money	Prize Money	Net Gains
J.M O'Sullivan	316	32	35	32	22	€543,300	€213,370	€756,670	€51,454
K.E Buckley	246	20	31	22	22	€135,300	€236,085	€371,385	€25,254
P.J. O'Hanlon	349	20	20	31	37	€154,800	€137,180	€291,980	€19,855
C.M. Quirke	195	16	14	14	18	€114,000	€83,655	€197,655	€13,441
S. Fitzgerald	198	15	22	14	21	€138,900	€102,185	€241,085	€16,394
G.B. Noonan	173	14	18	17	20	€96,600	€103,115	€199,715	€13,581
A.P. Kelly	175	14	12	13	13	€123,300	€112,010	€235,310	€16,001
P. Byrnes	144	14	10	12	12	€131,400	€83,520	€214,920	€14,615
K. Callaghan	154	13	11	7	13	€155,400	€60,980	€216,380	€14,714
J.B. Foley	141	13	10	10	8	€91,500	€50,060	€141,560	€9,626
C.G. O'Dwyer	176	12	11	14	9	€93,300	€68,065	€161,365	€10,973
R.J. Condon	204	11	14	21	23	€82,500	€88,765	€171,265	€11,646
M.M. McDonagh	139	10	14	10	9	€79,500	€83,020	€162,520	€11,051
D. King	136	10	5	8	14	€77,100	€42,115	€119,215	€8,107
S. O'Callaghan	194	9	16	12	16	€111,900	€93,130	€205,030	€13,942
B.W. Harvey	81	9	8	7	10	€168,600	€49,805	€218,405	€14,852
C. Brassil	125	8	10	17	8	€59,700	€64,825	€124,525	€8,468
Niall Moore	135	7	13	16	10	€45,600	€60,155	€105,755	€7,191
J.P. O'Sullivan	168	6	14	9	12	€43,500	€57,860	€101,360	€6,892
L.A. McKenna	109	6	9	5	10	€197,200	€46,510	€243,710	€16,572

## LEADING QUALIFIED RIDERS BY NO. OF WINS 2022/2023\*

Rider	Runs	1st	2nd	3rd	4th	Win Money	Place Money	Prize Money	Net Gains
P.W. Mullins	136	47	33	13	13	€501,900	€340,305	€842,205	0
J.J. Codd	82	21	14	9	8	€167,250	€55,415	€222,665	0
Miss. J. Townend	84	18	10	10	11	€140,700	€78,305	€219,005	0
J.L. Gleeson	88	18	10	7	4	€232,200	€40,700	€272,900	0
H.C. Swan	150	16	26	21	19	€159,600	€127,685	€287,285	0
B.W. Harvey	55	15	5	3	5	€99,300	€22,345	€121,645	0
D. O'Connor	78	12	9	9	10	€106,800	€57,740	€164,540	0
Miss. A.B. O'Connor	80	12	6	6	13	€82,200	€46,195	€128,395	0
Miss. M. O'Sullivan	55	9	6	2	5	€71,700	€21,340	€93,040	0
B. O'Neill	39	7	7	4	3	€45,600	€48,500	€94,100	0
Pat Taaffe	71	7	6	10	6	€53,700	€46,495	€100,195	0
A.P. Ryan	79	6	7	7	10	€42,600	€32,435	€75,035	0
T.P. Harney	55	6	3	8	3	€39,600	€32,595	€72,195	0
J.C. Barry	80	5	5	7	6	€34,500	€27,900	€62,400	0
C. Mullins	43	5	2	6	4	€41,100	€20,510	€61,610	0
M.J.M. O'Sullivan	54	4	8	5	8	€26,700	€33,190	€59,890	0
A. Harvey	29	4	2	2	3	€25,200	€16,910	€42,110	0
O. McGill	23	4	2	0	2	€30,900	€8,180	€39,080	0
R.W. Barron	58	3	14	4	3	€21,600	€43,840	€65,440	0
T. Hamilton	63	3	7	4	6	€34,800	€52,695	€87,495	0

\*Prize money applicable to a win/placed ride by a Qualified Rider (as per HRI Directive 7: 4.6, 4.7, 4.8) is credited to the Jockey's Accident Fund Company Limited by Guarantee less a 2.0% deduction for use by the Industry Services Fund.



## LEADING FLAT OWNERS 2023

Owner	Runs	1st	2nd	3rd	4th	Win Money	Place Money	Prize Money	Net Gains
Mrs. John Magnier	558	120	90	75	47	€1,329,677	€640,219	€1,969,896	€1,416,749
Michael Tabor	511	115	83	67	42	€1,162,878	€586,808	€1,749,687	€1,258,375
Derrick Smith	455	101	72	54	40	€1,051,965	€525,167	€1,577,132	€1,134,273
Westerberg Ireland	358	75	61	50	27	€912,175	€476,616	€1,388,791	€998,818
H.H. Aga Khan	149	20	19	18	17	€744,200	€270,310	€1,014,510	€729,636
Connolly Racing Syndicate	4	2	0	2	0	€625,900	€4,000	€629,900	€453,024
Mrs. J.S. Bolger	317	24	26	41	41	€240,150	€279,781	€519,931	€373,935
Moyglare Stud Farm	98	11	15	15	11	€179,700	€252,175	€431,875	€310,605
Clipper Logistics	5	2	0	0	0	€360,000	€3,000	€363,000	€261,070
KHK Racing Ltd	1	1	0	0	0	€348,000	€0	€348,000	€250,282
John P. McManus	71	7	5	8	9	€121,500	€222,240	€343,740	€247,218
Ray Grehan	11	1	0	1	1	€330,000	€2,815	€332,815	€239,361
Charlie Bit Me Syndicate	7	3	1	1	0	€297,000	€25,675	€322,675	€232,068
Shamrock Thoroughbreds	158	17	16	20	14	€188,706	€132,250	€320,956	€230,832
AMO Racing Limited	39	5	1	5	6	€170,700	€147,063	€317,763	€228,535
Newtown Anner Stud Farm Ltd.	113	14	13	10	17	€171,300	€120,038	€291,338	€209,530
Mrs. A.M.O'Brien	112	17	17	18	10	€183,558	€79,956	€263,514	€189,519
Al Shira'aa Farms	16	4	2	4	0	€145,200	€116,840	€262,040	€188,459
James McAuley	191	17	21	16	14	€139,200	€82,328	€221,528	€159,323
Flaxman Stables Ireland Ltd.	56	7	9	9	6	€87,000	€131,745	€218,745	€157,321

## LEADING FLAT JOCKEYS BY NO. OF WINS 2023

Jockey	Runs	1st	2nd	3rd	4th	Win Money	Place Money	Prize Money	Net Gains
C.T. Keane	677	92	92	79	78	€1,367,700	€1,060,813	€2,428,513	€165,139
W.J. Lee	577	74	81	60	61	€2,158,500	€893,030	€3,051,530	€207,504
D. McMonagle	503	57	64	60	44	€929,400	€700,735	€1,630,135	€110,849
G.F. Carroll	493	54	41	39	42	€657,300	€449,770	€1,107,070	€75,281
B.M. Coen	558	54	34	46	59	€824,600	€403,375	€1,227,975	€83,502
R.L. Moore	130	51	27	12	11	€3,659,300	€615,020	€4,274,320	€290,654
J.A. Heffernan	439	46	48	37	29	€646,800	€955,130	€1,601,930	€108,931
R.P. Whelan	448	46	34	44	46	€478,200	€504,758	€982,958	€66,841
C.D. Hayes	581	44	64	69	57	€1,169,600	€604,950	€1,774,550	€120,669
S. Foley	456	43	53	50	51	€755,100	€539,430	€1,294,530	€88,028
G.M. Ryan	316	34	19	34	27	€350,400	€402,485	€752,885	€51,196
D.P. McDonogh	405	29	43	45	40	€489,000	€779,135	€1,268,135	€86,233
J.A. Powell	294	28	23	23	32	€289,800	€274,293	€564,093	€38,358
Adam Caffrey	258	25	23	21	16	€218,400	€155,780	€374,180	€25,444
L.F. Roche	322	25	19	22	20	€219,300	€228,375	€447,675	€30,442
C. Stone-Walsh	201	24	14	19	17	€239,700	€93,300	€333,000	€22,644
L.T. McAteer	296	23	21	34	24	€189,600	€194,225	€383,825	€26,100
A.J. Slattery	304	21	24	17	28	€207,200	€211,470	€418,670	€28,470
J.M. Sheridan	278	20	29	27	24	€162,000	€183,720	€345,720	€23,509
R.P. Cleary	360	19	24	35	34	€234,000	€272,805	€506,805	€34,463

## LEADING FLAT TRAINERS BY NO. OF WINS 2023

Trainer	Runs	1st	2nd	3rd	4th	Win Money	Place Money	Prize Money	Net Gains
A.P.O'Brien	441	105	76	54	33	€4,525,700	€2,213,628	€6,739,328	€460,296
Joseph Patrick O'Brien	643	79	88	90	67	€1,687,800	€1,381,575	€3,069,375	€209,638
Mrs John Harrington	545	63	67	50	51	€965,400	€665,195	€1,630,595	€111,370
G.M. Lyons	372	40	39	42	38	€555,300	€657,293	€1,212,593	€82,820
J.P. Murtagh	337	35	26	23	46	€609,000	€384,005	€993,005	€67,822
D. K. Weld	220	33	40	28	30	€1,003,700	€503,225	€1,506,925	€102,923
Noel Meade	289	33	29	40	32	€376,400	€320,883	€697,283	€47,624
Adrian McGuinness	386	31	35	33	27	€385,500	€369,900	€755,400	€51,594
P. Twomey	89	28	13	8	12	€1,212,300	€252,430	€1,464,730	€100,041
J. S. Bolger	340	24	30	42	44	€273,000	€311,695	€584,695	€39,935
Andrew Slattery	315	21	23	18	32	€165,500	€190,955	€356,455	€24,346
Michael Mulvany	161	19	17	15	12	€150,000	€134,130	€284,130	€19,406
Gavin Cromwell	186	18	17	13	13	€238,800	€139,615	€378,415	€25,846
Donnacha Aidan O'Brien	114	18	12	21	18	€229,500	€327,805	€557,305	€38,064
James McAuley	193	17	21	16	15	€139,200	€85,525	€224,725	€15,349
M. Halford & T. Collins	192	17	14	21	15	€167,400	€150,645	€318,045	€21,722
M.D. O'Callaghan	133	17	12	15	15	€192,600	€123,150	€315,750	€21,566
W. McCreery	236	16	22	20	22	€279,300	€310,560	€589,860	€40,287
J.A. Stack	112	15	17	15	14	€229,200	€209,640	€438,840	€29,973
Joseph G. Murphy	126	15	13	9	12	€209,700	€102,490	€312,190	€21,323

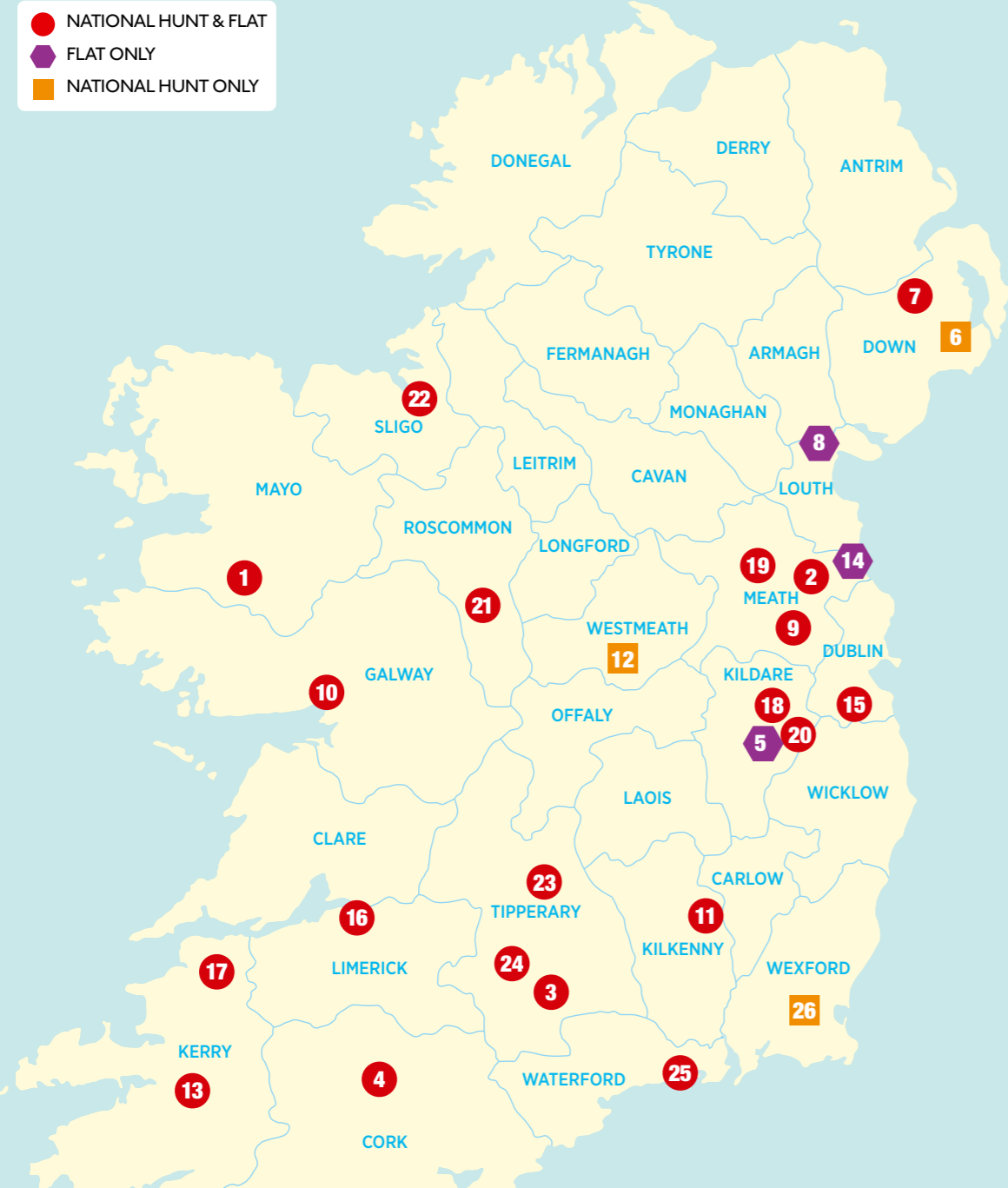
## LEADING APPRENTICES BY NO. OF WINS 2023

Apprentice	Runs	1st	2nd	3rd	4th	Win Money	Place Money	Prize Money	Net Gains
J.A. Powell	294	28	23	23	32	€289,800	€274,293	€564,093	€37,398
Adam Caffrey	258	25	23	21	16	€218,400	€155,780	€374,180	€15,047
C. Stone-Walsh	201	24	14	19	17	€239,700	€93,300	€333,000	€11,022
L.T. McAteer	296	23	21	34	24	€189,600	€194,225	€383,825	€25,581
J.M. Sheridan	278	20	29	27	24	€162,000	€183,720	€345,720	€21,918
J.J.G. Ryan	270	19	19	25	21	€149,100	€117,680	€266,780	€9,262
S.D. Bowen	140	19	17	8	8	€135,600	€96,320	€231,920	€7,616
R. Whearty	213	19	15	24	18	€256,500	€132,733	€389,233	€15,621
M.W. Hassett	144	19	11	17	10	€205,800	€85,945	€291,745	€9,210
S.T. McCullagh	154	11	22	9	4	€86,400	€89,035	€175,435	€11,983
C.J. MacRedmond	206	11	13	14	16	€109,200	€100,530	€209,730	€9,091
W. Joyce	98	11	11	7	6	€87,300	€83,825	€171,125	€6,798
J. Kearney	209	10	11	14	13	€79,500	€89,353	€168,853	€10,817
Siobhan Rutledge	255	9	11	14	25	€100,800	€87,525	€188,325	€9,028
J. Coen	106	8	15	6	5	€52,500	€173,830	€226,330	€10,085
H.J. Horgan	75	7	6	5	6	€385,200	€37,635	€422,835	€14,268
P.A. Harnett	97	7	4	8	2	€52,500	€30,683	€83,183	€3,256
D.E. Sheehy	135	6	12	3	20	€106,200	€104,590	€210,790	€14,271
C. Horgan	128	6	4	5	11	€42,300	€29,070	€71,370	€2,287
O. McSweeney	68	5	7	4	2	€69,300	€30,290	€99,590	€5,221



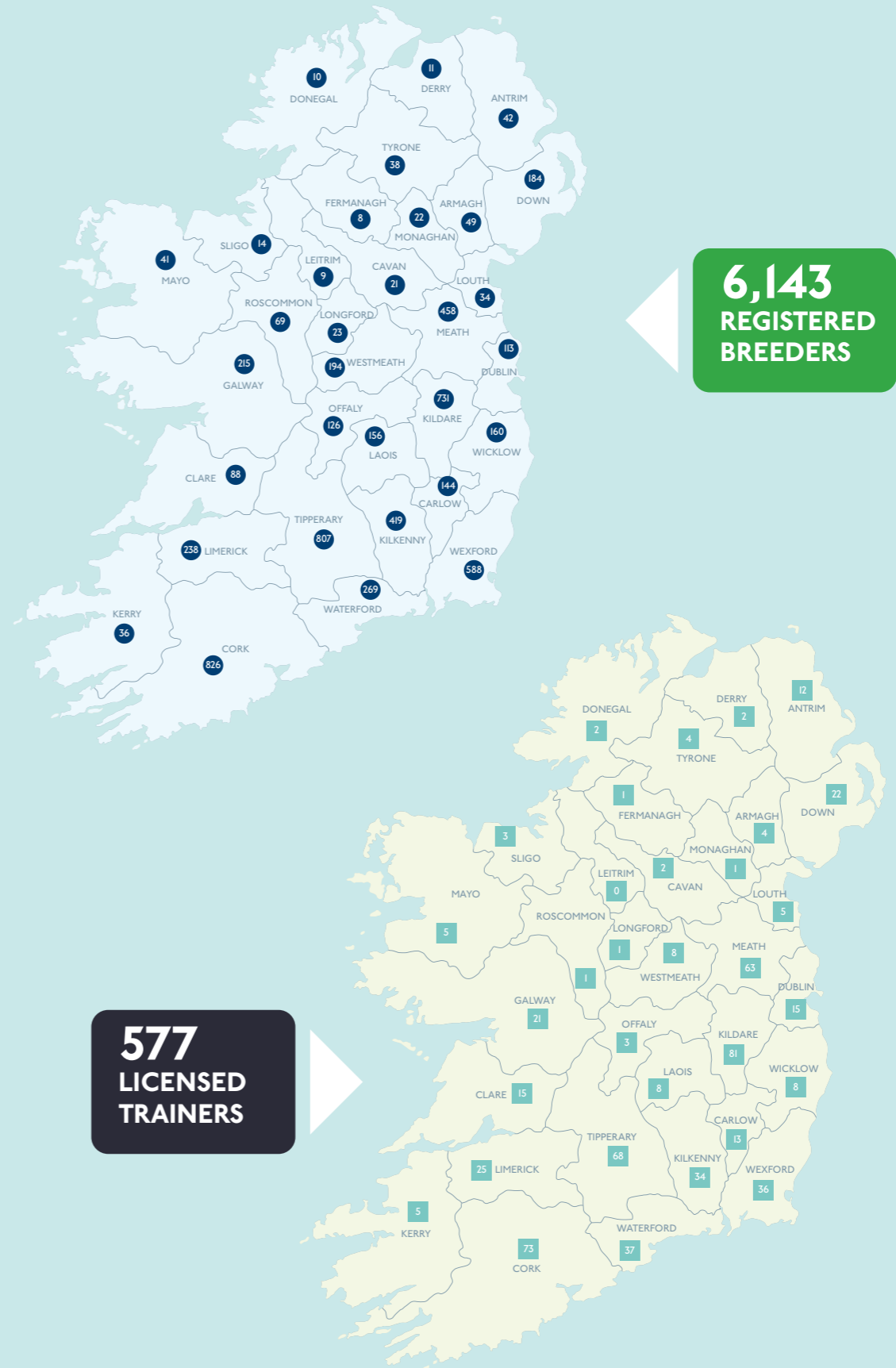


# MAP OF RACECOURSES



1 BALLINROBE	7 DOWN ROYAL	13 KILLARNEY	19 NAVAN	25 TRAMORE
2 BELLEWSTOWN	8 DUNDALK	14 LAYTOWN	20 PUNCHESTOWN	26 WEXFORD
3 CLONMEL	9 FAIRYHOUSE	15 LEOPARDSTOWN	21 ROSCOMMON	
4 CORK - MALLOW	10 GALWAY	16 LIMERICK	22 SLIGO	
5 CURRAGH	11 GOWRAN PARK	17 LISTOWEL	23 THURLES	
6 DOWNPATRICK	12 KILBEGGAN	18 NAAS	24 TIPPERARY	

# MAPS OF BREEDERS & TRAINERS



**6,143**  
REGISTERED  
BREEDERS

**577**  
LICENSED  
TRAINERS

MAP OF RACECOURSES

MAPS OF BREEDERS & TRAINERS



# THE HRI AWARDS 2023

Top trainer Jessica Harrington and former champion jockey Davy Russell were among those honoured at the annual Horse Racing Ireland Awards in The Round Room at the Mansion House, Dublin, in December.

The recipient of the Contribution to the Industry Award was Jessica Harrington who has long been established as one of the most gifted dual-purpose trainers in the country. Moscow Flyer, one of the greatest two-mile chasers of recent times; Cheltenham Gold Cup winner Sizing John; the champion hurdler Jezki and Irish Grand National winner Our Duke were among the best she has trained in the National Hunt sphere. On the Flat, Pathfork was the first of her 12 Group 1 winners with both Alpha Centauri and Alpine Star winning at the highest level at Royal Ascot with the former and Magical Lagoon taking the Irish 1,000 Guineas and the Irish Oaks at the Curragh respectively.

The 2023 Irish Racing Hero Award recipient was Davy Russell, undoubtedly one of the all-time great National Hunt jockeys who bowed out at the Aintree Festival in April. For a man who enjoyed such a terrific career, crowned champion jockey on three occasions, it was fitting that he retired on the day he won the Turners Mersey Novices' Hurdle on the Gordon Elliott-trained Irish Point, his 61st Grade 1 winner. Aintree had been a happy hunting ground for the Youghal, County Cork jockey who twice won the Grand National itself on Tiger Roll, while Gold Cup winner Lord Windermere was one of his 25 successes at the Cheltenham Festival.

Owned in partnership by Michael Tabor, Derrick Smith, Mrs Susan Magnier and Westerberg, and trained by Aidan O'Brien, the Horse Racing Ireland Horse Of The Year was Auguste Rodin. He followed up on his Epsom Derby success when winning the Dubai Duty Free Irish Derby at the Curragh and then added to a gutsy victory in Leopardstown's Royal Bahrain Irish Champion Stakes at the Irish Champions Festival with a most memorable win in the Breeders' Cup Turf at Santa Anita in early November.

John Gleeson certainly confirmed the promise he showed at the beginning of his career with his efforts in the saddle throughout 2023 and he took the Emerging Talent Award. John's year was highlighted by the unbeaten run of A Dream To Share which scored at three high-profile meetings, the Dublin Racing Festival in February, the Cheltenham Festival the following month and the Punchestown Festival in late April. John notched up his first Galway festival success on 66/1 chance Minella Mate during the summer.

The winner of the National Hunt Award was Paul Townend who enjoyed a terrific year, delivering on the biggest stages time and time again, dominating at all the major festivals and emerging as the leading rider at Cheltenham for a third time before being crowned Irish champion jockey for the sixth time with a tally of 107 winners, the fourth occasion that he's reached three figures for a domestic season. Paul's winning rides on Cheltenham Gold Cup hero Galopin Des Champs and on I Am Maximus in the BoyleSports Irish Grand National were acclaimed to be among the best of the season with his Guinness Galway Hurdle effort on Zarak The Brave not far behind. It was Paul's first HRI Award.

The National Hunt Achievement Award went to one of the gentleman of the game, John Kiely. He was hailed as a nurturer of both horse and jockey and feted for his handling of the bumper star A Dream To Share and his young rider John Gleeson. Together, they enjoyed an unbeaten season that saw them win races at Tipperary and Roscommon in early summer before continuing their winning run in the even more competitive surroundings of the Dublin Racing Festival, the Cheltenham Festival and the season-ending Punchestown festival.

On the back of a thoroughly dominant season, Barry O'Neill was the Point-to-Point Award winner. A total of 64 winners in the pointing fields saw Barry crowned champion rider for the seventh straight year as he rode almost double the number of winners of any other rider. With the assistance of Colin Bowe and David Christie in particular, the Wexford rider could boast a 33% strike rate for the season, his highest to date across 18 seasons of race-riding, and his growing list of regional titles was further enhanced by the addition of the eastern and northern awards in 2023.

Aidan O'Brien won the Flat Award. A multiple Group 1 winner once again, Aidan won at the highest level in Ireland with Auguste Rodin taking both the Dubai Duty Free Irish Derby, the trainer's 100th European Classic win, and the Kingdom Of Bahrain Irish Champion Stakes. Paddington won the Tattersalls Irish 2,000 Guineas while also at the Curragh, Savethelastdance won the Juddmonte Irish Oaks, Luxembourg captured the Tattersalls Gold Cup with the Goffs Vincent O'Brien National Stakes going the way of Henry Longfellow, O'Brien's 4,000th career winner. Auguste Rodin also gave Aidan a record ninth Epsom Derby success, and his 17th winner at the Breeders' Cup in early November. The following afternoon he was crowned champion trainer in Ireland for the 26th time.

There could only ever be one winner of the Flat Achievement Award and it went to Wesley Joyce who completed a truly remarkable comeback when returning to race riding in the latter half of the 2023 Flat season after suffering serious injury at the 2022 Galway festival. He was on the sidelines for over a year and returned to the racecourse in early August, riding two winners before the month's end and finishing the season with 11 winners from just 98 rides. Among those on hand to congratulate Wesley was Karen Keehan of the Moyross Youth Academy in Limerick.

Once again, a public vote determined the winner of the 2023 Ride of the Year and the award went to Amy Jo Hayes for her front-running display on Redstone Well in the nine-furlong Irish Stallion Farms EBF Nasrullah Handicap at Leopardstown in July. Davy Russell and Fran Berry nominated six rides and Amy Jo's effort topped an online poll of over 2,600 votes by the narrowest of margins.

Ballinrobe was the winner of the Horse Racing Ireland Racecourse of the Year Award. This year, the findings of a thorough online industry survey, to which almost 1,500 people, both racegoers and industry professionals, responded, was used to determine the nominees for this award and having topped a number of the survey's categories, Ballinrobe emerged as the clear winner

## THE LIST OF WINNERS AND NOMINEES FOR THE 2023 AWARDS WERE AS FOLLOWS:

### IRISH RACING HERO AWARD

#### DAVY RUSSELL

Previous recipients: Kevin Manning, Rachael Blackmore, Barry Geraghty, Pat Smullen & Ruby Walsh, Katie Walsh & Nina Carberry

### CONTRIBUTION TO THE INDUSTRY AWARD

#### JESSICA HARRINGTON

Previous recipients: JP McManus, Dr Jennifer Pugh, John Oxx, Dr Adrian McGoldrick, Aidan O'Brien, Mrs Maureen Mullins, Des Scabill, Mick O'Toole, Jim Bolger, Moyglare Stud, Dermot Weld, Colm Murray, Michael Kinane, Dave Fox, Tony Sweeney, Kevin Prendergast, Galway Race Committee, Con Collins.

### HORSE OF THE YEAR AWARD

#### AUGUSTE RODIN

Nominees: Energumene, Galopin Des Champs, Paddington, State Man, Tahyra

### EMERGING TALENT AWARD

#### JOHN GLEESON

Nominees: Cian Collins, Danny Gilligan, Ben Harvey, Conor Stone-Walsh

### NATIONAL HUNT AWARD

#### PAUL TOWNEND

Nominees: Barry Connell, Gordon Elliott, Willie Mullins

### NATIONAL HUNT ACHIEVEMENT AWARD

#### JOHN KIELY

Nominees: Martin Brassil, Liam Burke, Henry de Bromhead, John McConnell, Emmet Mullins, Patrick Mullins, Michael O'Sullivan

### POINT-TO-POINT AWARD

#### BARRY O'NEILL

Nominees: Colin Bowe, PA King, Derek O'Connor, Maxine O'Sullivan

### FLAT AWARD

#### AIDAN O'BRIEN

Nominees: Colin Keane, Ryan Moore, Paddy Twomey

### FLAT ACHIEVEMENT AWARD

#### WESLEY JOYCE

Nominees: Ken Condon, Natalia Lupini, Adrian Murray, Donnacha O'Brien, Jamie Powell, Fozzy Stack

### RIDE OF THE YEAR AWARD


#### AMY JO HAYES

Nominees: Danny Gilligan, Niall McCullagh, Mikey Sheehy, JJ Stevin, Paul Townend

### RACECOURSE OF THE YEAR

#### BALLINROBE

Nominees: Leopardstown, Naas, Punchestown



- 2023 Horse Racing Ireland Award Winners (L to R): Back row - Paul Townend, Davy Russell, John Flannelly, Suzanne Eade, Minister Charlie McConalogue, Barry O'Neill, John Gleeson and Wesley Joyce. Front row - John Kiely, Ken Murphy, Amy Jo Hayes, Jessica Harrington, Annmarie O'Brien, Christy Grassick.
- 2023 HRI Contribution to the Industry Award Recipient Jessica Harrington
- 2023 HRI Irish Racing Hero Award Recipient Davy Russell and his wife Edel
- 2023 HRI National Hunt Achievement Award Winner John Kiely with HRI Chairman Nicky Hartery and Minister Charlie McConalogue
- 2023 HRI National Hunt Award Winner Paul Townend with Charlie Swan
- 2023 HRI Flat Award Winner Annemarie O'Brien on behalf of Aidan O'Brien
- 2023 HRI Flat Achievement Award Winner Wesley Joyce
- 2023 HRI Emerging Talent Award Winner John Gleeson
- 2023 HRI Point-to-Point Award Winner Barry O'Neill with Minister Martin Heydon
- 2023 HRI Horse of the Year Award Winner Auguste Rodin, presented to Christy Grassick
- 2023 HRI Racecourse of the Year Award Winner Ballinrobe - John Flannelly and Ken Murphy
- 2023 HRI Ride of the Year Award Winner Amy Jo Hayes with Fran Berry and Davy Russell



# CROWNING THE CHAMPIONS



Every year, Horse Racing Ireland crown the champion owners, trainers and jockeys of National Hunt and Flat racing. The table toppers of the 2022/2023 National Hunt season were presented with their awards on the final day of the season at the Irish National Hunt Festival at Punchestown and the Flat winners were crowned as the season drew to a close at the Curragh in early November.

## NATIONAL HUNT CHAMPIONS

### CHAMPION NATIONAL HUNT OWNER 2022/23

JPMCMANUS

JP McManus was Champion Owner for the 20th time and for the third consecutive season. His biggest win of the season came with I Am Maximus in the BoyleSports Irish Grand National. He won Grade 1 races with both Saint Roi and Gentleman De Mee while other notable winners in the famous hooped silks included Perceval Legallois, Ballybawn Belter and Risk Belle.

### CHAMPION NATIONAL HUNT TRAINER 2022/23

WILLIE MULLINS

Willie Mullins won his 17th Champion National Hunt Trainer title on the back of a record-breaking season. He sent out his 4,000th career winner at the beginning of 2023 and would set a new record of 237 for the number of winners in a National Hunt season. Willie supplied JP McManus with his BoyleSports Irish Grand National winner, I Am Maximus, and also enjoyed significant wins in Ireland with the likes of multiple Grade 1 winners State Man, Galopin Des Champs, El Fabiolo and Facile Vega.

### CHAMPION NATIONAL HUNT JOCKEY 2022/23

PAUL TOWNEND

Paul Townend counted his first Irish Grand National success on I Am Maximus among his winners as he was crowned champion jockey for the fifth consecutive season and for the sixth time in all. Townend reached the 100-winner mark for the season with his success on Gaelic Warrior in the Grade 1 Irish Mirror Novice Hurdle on the second day of the Punchestown festival, his fourth career century. Other highs for the Corkman included Grade 1 wins on State Man, Galopin Des Champs and Facile Vega with Energumene, Gaillard Du Mesnil and Ashroe Diamond among his other top-level winners. Paul rounded off the season with a tally of 107 winners.

### CHAMPION NATIONAL HUNT LADY AMATEUR RIDER 2022/23

JODY TOWNEND

For the third time, Jody Townend emerged as Champion National Hunt Lady Amateur rider. Her season's haul of 18 winners included victories on Junta Marvel in the Grade 3 Weatherbys General Stud Book Irish EBF Mares Flat Race at the Punchestown festival. In February, Jody rode out her claim when recording her first double on Port Rashid and West End Victory at Thurles. The former, trained by her father Tim, was her first winner on the track and also her first winner over both hurdles and fences.

### CHAMPION NATIONAL HUNT CONDITIONAL RIDER 2022/23

MICHAEL O'SULLIVAN

Michael O'Sullivan was the only new name on the 2022/23 season roll of honour. He began the term as a 7lbs claiming amateur and he ended up as champion conditional with three Grade 1 winners to his name. Riding for Barry Connell, he won the Bar One Racing Royal Bond Novice Hurdle at Fairyhouse on Marine Nationale and the Nathaniel Lacy & Partners Solicitors Novice Hurdle on Good Land at Leopardstown's Dublin Racing Festival before partnering the former to a famous success in the Supreme Novices' Hurdle at the Cheltenham Festival. Michael only rode his first winner in the professional ranks in mid-September of 2022.

### CHAMPION NATIONAL HUNT AMATEUR RIDER 2022/23

PATRICK MULLINS

Record-breaker Patrick Mullins was crowned champion amateur for the 15th time with 47 winners. His most notable winners on home soil included Echoes In Rain in the big Connacht Hotel Handicap at the Galway festival, Fun Fun Fun in the Grade 2 Coolmore N.H. Sires "Santiago" Irish EBF Mares I.N.H. Flat Race at the Dublin Racing Festival and Predators Gold at the season-ending Punchestown festival.

## FLAT CHAMPIONS

### CHAMPION FLAT JOCKEY 2023

COLIN KEANE

Group 1 success might have eluded Colin Keane during the year but he comfortably retained the title of champion jockey, gaining a stranglehold on the championship in late August and powering home for his fourth successive title and his fifth in all with 92 winners. He shared Group 2 success with Ger Lyons as Zarinsk won the Romanised Minstrel Stakes at Leopardstown in July having won a Group 3 on the same horse on two occasions earlier in the season. Colin took great pleasure in riding six winners for his dad Gerry during the season and among them were Laughifuwant at the Galway festival and the Wear A Pink Ribbon Syndicate-owned Crystal Black in the Irish Stallion Farms EBF 'Northfields' Handicap at the Curragh at Irish Champions Festival.

### CHAMPION FLAT APPRENTICE JOCKEY 2023

JAMIE POWELL

County Kildare's Jamie Powell prevailed in a terrific battle that went to the final weekend of the season to be crowned champion apprentice. The highlight of his season was his success on the Fozzy Stack-trained Aussie Girl in the Dubai Duty Free Summer Fillies Handicap at the Curragh on Dubai Duty Free Irish Derby weekend. He also captured the valuable Irish Stallion Farms EBF 'Habitat' Handicap on James McAuley's Tawaazon at his local racecourse on Tattersalls Irish Guineas weekend and struck up a rewarding partnership with the Mick Mulvany-trained Fratas, winning races at the Galway festival, Leopardstown and Tramore. Jamie rode 28 winners to win the championship.

### CHAMPION FLAT TRAINER 2023

AIDAN O'BRIEN

Aidan O'Brien was crowned champion trainer for the 26th time. A multiple Group 1 winner during the year, he won at the highest level in Ireland with Auguste Rodin taking both the Dubai Duty Free Irish Derby and the Kingdom Of Bahrain Irish Champion Stakes. Paddington won the Tattersalls Irish 2,000 Guineas while also at the Curragh, Savethelastdance won the Juddmonte Irish Oaks, Luxembourg captured the Tattersalls Gold Cup with the Goffs Vincent O'Brien National Stakes going the way of Henry Longfellow, Aidan's 4,000th career winner.

### CHAMPION FLAT OWNER 2022

MRS SUE MAGNIER

Mrs Sue Magnier was the champion owner once again. Mrs Magnier narrowly got the better of her fellow Coolmore partners Michael Tabor, Derrick Smith and Georg von Opel's Westerberg Ireland to retain the title.



1. 2023 Champion Flat Jockey Colin Keane & Champion Apprentice Jamie Powell with their weigh room colleagues on the final day of the 2023 Flat season at the Curragh.
2. 2022/2023 Irish National Hunt Champions crowned at Punchestown, April 2023. (L to R): Paul Townend, Jody Townend, Minister Charlie McConalogue, JP McManus, Willie Mullins, Michael O'Sullivan, Patrick Mullins.
3. 2022/2023 Champion National Hunt Trainer Willie Mullins with Minister Charlie McConalogue
4. 2022/2023 Champion National Hunt Owner JP McManus with Minister Charlie McConalogue
5. 2022/2023 Champion Conditional Jockey Michael O'Sullivan, Champion Lady Amateur Rider Jody Townend and Champion National Hunt Jockey Paul Townend
6. 2022/2023 Champion Amateur Patrick Mullins with Minister Charlie McConalogue
7. 2023 Flat Champions: (L-R) Colin Keane, Jamie Powell, CEO of Horse Racing Ireland Suzanne Eade, Christy Grassick and Chris Armstrong



# IRISH THOROUGHBRED INDUSTRY EMPLOYEE AWARDS 2023

The Irish Thoroughbred Industry Employee Awards supported by Godolphin took place at the Keadeen Hotel in Kildare in October.

Paddy Duffy, Assistant Trainer to his son Shane, based in Erill in County Laois, was announced as the Irish Racing Excellence Award winner. He was among eight recipients of an Irish Thoroughbred Industry Employee Award.

Henry de Bromhead's team received a Special Recognition Award to acknowledge their resilience and professionalism in the wake of Jack de Bromhead's tragic passing.

Chosen by the Irish Stable Staff Association, and based on a quality programme evaluation, Ballinrobe Racecourse in Mayo, won the Racecourse Award for the facilities they offer stable staff.

The individual Irish Thoroughbred Industry Employee Award winners, supported by Godolphin, were:

Niall Amond, Travelling Head Lad, Jessica Harrington, County Kildare  
Caitriona Bolger, Barn Manager, Gordon Elliott, County Meath  
Natalie Bradley, Yard Supervisor, Eoin Griffin, County Kilkenny (Newcomer Award)  
Alex Hutter, PA / Racing Secretary, Gordon Elliott, County Meath  
Niko Jenjic, Travelling Head Lad, Michael Halford & Tracey Collins, County Kildare  
Nicole Kent, Racing Secretary, Henry de Bromhead, County Waterford  
Ciara Robinson, Travelling Head Person, Ado McGuinness, County Dublin

The Irish Thoroughbred Industry Employee Awards Judging Committee is made up of representatives of the Irish Stable Staff Association, the Irish Thoroughbred Breeders' Association, the Irish Racehorse Trainers' Association, and the Irish Horseracing Regulatory Board.



# PHOTOGRAPHY INDEX 2023

## FRONT COVER

Fratras and Wesley Joyce win the Fillies Handicap at Navan, October 2023.

**Photo: Patrick McCann/Racing Post**

## INSIDE FRONT COVER

Action from the J.T McNamara Munster National Handicap Chase at Limerick, October 2023.

**Photo: Patrick McCann/Racing Post**

## PAGE 3

Impervious and Brian Hayes win the Mares Chase at Cheltenham 2023.

**Photo: Patrick McCann/Racing Post**

## PAGE 4

(Top) Crowds at Leopardstown Christmas Festival 2023. Photo Patrick McCann/Racing Post  
(Bottom) Kerry National Day at the Listowel Harvest Festival, September 2023.

**Photo: Patrick McCann/Racing Post**

## PAGE 11

Connections of Ash Tree Meadow after winning The Tote Galway Plate.

**Photo: Patrick McCann/Racing Post**

## PAGE 12

Betting ring on St Stephens Day at Leopardstown.

**Photo: Patrick McCann/Racing Post**

## PAGE 16

The launch of the BoyleSports Irish Grand National at trainer Dermot McLoughlin's Yard.

**Photo: Morgan Treacy INPHO**

## PAGE 17 (Top)

The Hammer and Trowel Syndicate after Facile Vega and Paul Townend won the KPMG Champion Novice Hurdle at Punchestown, April 2023.

**Photo: carolinenorris.ie**

## PAGE 17 (Bottom)

The Glamour & Glory Syndicate with Jessica Harrington and Nathan Crosse after Glamorously won The Irish Stallion Farms EBF Birdcatcher Premier Nursery Handicap at Naas, October 2023.

**Photo: carolinenorris.ie**

## PAGE 19

Space Age and Conor Stone-Walsh win the 1m rated race at Killarney, August 2023.

**Photo: Patrick McCann/Racing Post**

## PAGE 26

The field at an early stage in The Full Circle Series At Punchestown Festival 2024 Qualifier Handicap Hurdle at Punchestown, December 2023.

**Photo: carolinenorris.ie**

## PAGE 27 (Left)

Auguste Rodin and Ryan Moore win the 2023 Dubai Duty Free Irish Derby at the Curragh for Aidan O'Brien.

**Photo: carolinenorris.ie**

## PAGE 27 (Right)

Winning connections of Ile Atlantique after winning the Proficient Engineering Irish EBF Maiden Hurdle at Gowran Park, November 2023.

**Photo: carolinenorris.ie**

## PAGE 29

Viceregent and Adam Caffrey win the 1m6f Division I Handicap at Navan, October 2023.

**Photo: Patrick McCann/Racing Post**

## PAGE 33

Race Sponsors Bar One Racing, Neville Hotels and TRI Equestrian.

## PAGE 35

Staff at Trainer Noel Meade's yard, winners of the BTO League 2023.

**Photo: Morgan Treacy/INPHO**

## PAGE 44 (Top to Bottom)

Trainers Aidan O'Brien, Joseph O'Brien, Jessica Harrington, Willie Mullins, Gordon Elliott, Henry deBromhead

## PAGE 46

A Dream To Share with John Kiely, David Kiely, JP McManus, Liam Gleeson, Brian Gleeson and John Gleeson after winning The Race And Stay At Punchestown Champion INH Flat Race, April 2023.

**Photo: carolinenorris.ie**

## PAGE 49

Auguste Rodin and Ryan Moore win the Group 1 Irish Champion Stakes at Leopardstown, September 2023.

**Photo: Patrick McCann/Racing Post**

## PAGE 51

Champion Flat Jockey Colin Keane and Champion Apprentice Jamie Powell on the final day of the Flat Season at The Curragh.

**Photo: carolinenorris.ie**

## PAGE 58

The 2023 Irish Thoroughbred Industry Award Winners.

**Photo: Patrick McCann/Racing Post**

## INSIDE BACK COVER

Homecoming of 2023 Cheltenham Gold Cup winner Galopin Des Champs, March 2023.

**Photo: Patrick McCann/Racing Post**

**PHOTOGRAPHY:** Patrick McCann, INPHO, Caroline Norris



# FIXTURE LIST 2024

## ➤ JANUARY

Mon 1 Fairyhouse  
 Mon 1 Tramore  
**Sat 6 Cork**  
**Sun 7 Naas**  
 Thu 11 Clonmel  
 Fri 12 Dundalk (e)  
**Sat 13 Fairyhouse**  
**Sun 14 Punchestown**  
 Mon 15 Punchestown  
 Tue 16 Dundalk  
 Thu 18 Fairyhouse  
 Fri 19 Dundalk (e)  
**Sat 20 Navan**  
**Sun 21 Thurles**  
 Tue 23 Down Royal  
 Thu 25 Gowran Park  
 Fri 26 Dundalk (e)  
**Sat 27 Fairyhouse**  
**Sun 28 Naas**  
 Mon 29 Punchestown  
 Tue 30 Limerick  
 Wed 31 Dundalk

## ➤ FEBRUARY

Fri 2 Dundalk (e)  
**Sat 3 Leopardstown**  
**Sun 4 Leopardstown**  
 Mon 5 Punchestown  
 Wed 7 Fairyhouse  
 Thu 8 Thurles  
 Fri 9 Dundalk (e)  
**Sat 10 Naas**  
**Sun 11 Navan**  
 Wed 14 Dundalk  
 Thu 15 Clonmel  
 Fri 16 Dundalk (e)  
**Sat 17 Gowran Park**  
**Sun 18 Punchestown**  
 Wed 21 Punchestown  
 Thu 22 Thurles  
 Fri 23 Dundalk (e)  
**Sat 24 Fairyhouse**  
**Sun 25 Naas**  
 Thu 29 Clonmel

## ➤ MARCH

Fri 1 Dundalk (e)  
**Sat 2 Navan**  
**Sun 3 Leopardstown**  
 Mon 4 Leopardstown  
 Tue 5 Thurles  
 Fri 8 Dundalk (e)  
**Sat 9 Gowran Park**  
**Sun 10 Limerick**  
**Sun 10 Naas**  
 Fri 15 Dundalk (e)  
**Sat 16 Thurles**  
**Sun 17 Down Royal**  
**Sun 17 Wexford**  
 Mon 18 Curragh  
 Thu 21 Cork  
 Fri 22 Dundalk (e)  
**Sat 23 Navan**  
**Sun 24 Limerick**  
**Sun 24 Naas**

Tue 26 Dundalk (e)  
 Thu 28 Clonmel (e)  
**Sat 30 Cork**  
**Sat 30 Fairyhouse**  
**Sun 31 Cork**  
**Sun 31 Fairyhouse**

## ➤ APRIL

Mon 1 Cork  
 Mon 1 Fairyhouse  
 Wed 3 Gowran Park (e)  
 Thu 4 Naas  
 Fri 5 Dundalk (e)  
 Fri 5 Wexford (e)  
**Sat 6 Curragh**  
**Sun 7 Downpatrick**  
**Sun 7 Leopardstown**  
 Tue 9 Navan  
 Wed 10 Leopardstown  
 Thu 11 Limerick  
 Fri 12 Dundalk (e)  
**Sat 13 Bellewstown**  
**Sun 14 Bellewstown**  
**Sun 14 Down Royal**  
 Wed 17 Gowran Park  
 Thu 18 Clonmel (e)  
 Fri 19 Ballinrobe (e)  
 Fri 19 Limerick (e)  
**Sat 20 Limerick**  
**Sun 21 Curragh**  
**Sun 21 Tramore**  
 Mon 22 Tramore (e)  
 Tue 23 Tipperary  
 Wed 24 Gowran Park (e)  
 Thu 25 Ballinrobe (e)  
 Thu 25 Tipperary (e)  
 Fri 26 Cork  
 Fri 26 Kilbeggan (e)  
**Sat 27 Navan**  
 Mon 29 Naas (e)  
 Tue 30 Punchestown (e)

## ➤ MAY

Wed 1 Punchestown (e)  
 Thu 2 Punchestown (e)  
 Fri 3 Punchestown (e)  
**Sat 4 Punchestown**  
**Sun 5 Sligo**  
 Mon 6 Curragh  
 Mon 6 Down Royal  
 Tue 7 Ballinrobe (e)  
 Wed 8 Gowran Park (e)  
 Thu 9 Tipperary (e)  
 Fri 10 Cork (e)  
 Fri 10 Downpatrick (e)  
**Sat 11 Cork**  
**Sat 11 Naas**  
**Sun 12 Killarney**  
**Sun 12 Leopardstown**  
 Mon 13 Killarney (e)  
 Mon 13 Roscommon (e)  
 Tue 14 Killarney (e)  
 Wed 15 Sligo (e)  
 Wed 15 Tipperary (e)  
 Thu 16 Clonmel (e)  
 Fri 17 Kilbeggan (e)  
 Fri 17 Leopardstown (e)

**Sat 18 Navan**  
**Sat 18 Wexford**  
**Sun 19 Naas**  
 Mon 20 Roscommon (e)  
 Tue 21 Cork (e)  
 Wed 22 Gowran Park (e)  
 Thu 23 Limerick (e)  
 Fri 24 Curragh (e)  
 Fri 24 Downpatrick (e)  
**Sat 25 Curragh**  
**Sun 26 Curragh**  
 Mon 27 Ballinrobe (e)  
 Tue 28 Ballinrobe (e)  
 Tue 28 Tipperary (e)  
 Wed 29 Wexford (e)  
 Thu 30 Fairyhouse (e)  
 Thu 30 Limerick (e)  
 Fri 31 Down Royal (e)  
 Fri 31 Tramore (e)

## ➤ JUNE

**Sat 1 Listowel**  
**Sat 1 Tramore (e)**  
**Sun 2 Kilbeggan**  
**Sun 2 Listowel**  
 Mon 3 Gowran Park  
 Mon 3 Listowel  
 Mon 3 Curragh (e)  
 Wed 5 Leopardstown (e)  
 Thu 6 Clonmel (e)  
 Fri 7 Fairyhouse (e)  
**Sat 8 Navan**  
**Sat 8 Punchestown**  
**Sun 9 Punchestown**  
 Mon 10 Roscommon (e)  
 Tue 11 Sligo (e)  
 Wed 12 Limerick (e)  
 Thu 13 Leopardstown (e)  
 Fri 14 Cork (e)  
 Fri 14 Fairyhouse (e)  
**Sat 15 Downpatrick**  
**Sun 16 Downpatrick**  
**Sun 16 Gowran Park**  
 Mon 17 Kilbeggan (e)  
 Thu 20 Leopardstown (e)  
 Fri 21 Down Royal (e)  
**Sat 22 Down Royal**  
**Sat 22 Limerick**  
 Mon 24 Ballinrobe (e)  
 Wed 26 Naas (e)  
 Fri 28 Curragh (e)  
**Sat 29 Curragh**  
**Sun 30 Curragh**

## ➤ JULY

Tue 2 Roscommon (e)  
 Tue 2 Tipperary  
 Wed 3 Tipperary (e)  
 Thu 4 Bellewstown (e)  
 Thu 4 Tipperary (e)  
 Fri 5 Bellewstown (e)  
 Fri 5 Cork (e)  
**Sat 6 Bellewstown (e)**  
**Sat 6 Naas**  
**Sun 7 Limerick**  
**Sun 7 Sligo**  
 Mon 8 Roscommon (e)

Tue 9 Tramore (e)  
 Wed 10 Fairyhouse (e)  
 Thu 11 Leopardstown (e)  
 Fri 12 Dundalk  
 Fri 12 Kilbeggan (e)  
**Sat 13 Navan**  
**Sat 13 Wexford**  
 Mon 15 Downpatrick  
 Mon 15 Killarney (e)  
 Tue 16 Killarney (e)  
 Wed 17 Killarney (e)  
 Thu 18 Killarney (e)  
 Thu 18 Leopardstown (e)  
 Fri 19 Down Royal (e)  
 Fri 19 Killarney  
**Sat 20 Curragh**  
**Sun 21 Curragh**  
 Mon 22 Ballinrobe (e)  
 Tue 23 Ballinrobe (e)  
 Wed 24 Naas (e)  
 Wed 24 Wexford  
 Thu 25 Leopardstown (e)  
 Thu 25 Wexford (e)  
 Fri 26 Cork (e)  
 Fri 26 Kilbeggan (e)  
**Sat 27 Gowran Park**  
 Mon 29 Galway (e)  
 Tue 30 Galway (e)  
 Wed 31 Galway (e)

## ➤ AUGUST

Thu 1 Galway  
 Fri 2 Galway (e)  
**Sat 3 Galway**  
**Sun 4 Galway**  
 Mon 5 Cork  
 Mon 5 Naas  
 Tue 6 Roscommon (e)  
 Wed 7 Sligo (e)  
 Wed 7 Wexford (e)  
 Thu 8 Leopardstown (e)  
 Thu 8 Sligo (e)  
 Fri 9 Tipperary (e)  
 Fri 9 Wexford (e)  
**Sat 10 Curragh**  
**Sat 10 Kilbeggan (e)**  
**Sun 11 Downpatrick**  
 Mon 12 Ballinrobe (e)  
 Wed 14 Gowran Park (e)  
 Thu 15 Dundalk  
 Thu 15 Tramore (e)  
 Fri 16 Cork (e)  
 Fri 16 Tramore (e)  
**Sat 17 Curragh**  
**Sat 17 Tramore (e)**  
**Sun 18 Tramore**  
 Tue 20 Roscommon (e)  
 Wed 21 Sligo (e)  
 Thu 22 Killarney (e)  
 Thu 22 Leopardstown (e)  
 Fri 23 Kilbeggan (e)  
 Fri 23 Killarney (e)  
**Sat 24 Curragh**  
**Sat 24 Killarney**  
**Sun 25 Naas**  
 Mon 26 Ballinrobe (e)  
 Mon 26 Downpatrick  
 Tue 27 Bellewstown (e)  
 Wed 28 Bellewstown (e)  
 Thu 29 Navan  
 Fri 30 Down Royal (e)  
 Fri 30 Wexford (e)

**Sat 31 Curragh (e)**

## ➤ SEPTEMBER

**Sun 1 Tipperary**  
 Mon 2 Roscommon (e)  
 Tue 3 Gowran Park  
 Thu 5 Clonmel (e)  
 Fri 6 Down Royal (e)  
 Fri 6 Kilbeggan (e)  
**Sat 7 Navan**  
 Mon 9 Galway (e)  
 Tue 10 Galway (e)  
 Wed 11 Cork (e)  
 Fri 13 Ballinrobe (e)  
**Sat 14 Leopardstown**  
**Sun 15 Curragh**  
 Mon 16 Laytown (e)  
 Tue 17 Punchestown  
 Thu 19 Naas  
 Fri 20 Downpatrick  
 Fri 20 Dundalk (e)  
**Sat 21 Gowran Park**  
**Sat 21 Navan**  
**Sun 22 Listowel**  
 Mon 23 Fairyhouse (e)  
 Mon 23 Listowel  
 Tue 24 Listowel  
 Wed 25 Listowel  
 Thu 26 Listowel  
 Fri 27 Dundalk (e)  
 Fri 27 Listowel  
**Sat 28 Curragh**  
**Sat 28 Listowel**  
**Sun 29 Curragh**  
 Mon 30 Down Royal  
 Mon 30 Roscommon

## ➤ OCTOBER

Tue 1 Cork  
 Wed 2 Bellewstown  
 Wed 2 Sligo  
 Thu 3 Bellewstown  
 Thu 3 Clonmel  
 Fri 4 Dundalk (e)  
 Fri 4 Gowran Park  
**Sat 5 Curragh**  
**Sat 5 Gowran Park**  
**Sun 6 Killarney**  
**Sun 6 Tipperary**  
 Mon 7 Fairyhouse  
 Mon 7 Killarney  
 Tue 8 Galway  
 Wed 9 Navan  
 Thu 10 Thurles  
 Thu 10 Tramore  
 Fri 11 Downpatrick  
 Fri 11 Dundalk (e)  
**Sat 12 Fairyhouse**  
**Sat 12 Naas**  
**Sun 13 Cork**  
**Sun 13 Naas**  
 Mon 14 Roscommon  
 Tue 15 Punchestown  
 Wed 16 Punchestown  
 Thu 17 Curragh  
 Thu 17 Thurles  
 Fri 18 Dundalk (e)  
**Sat 19 Leopardstown**  
**Sat 19 Limerick**  
**Sun 20 Leopardstown**  
**Sun 20 Limerick**  
 Mon 21 Gowran Park

Tue 22 Curragh  
 Wed 23 Navan  
 Thu 24 Clonmel  
 Fri 25 Dundalk (e)  
 Fri 25 Sligo  
**Sat 26 Galway**  
**Sun 27 Galway**  
**Sun 27 Wexford**  
 Mon 28 Galway  
 Mon 28 Wexford  
 Wed 30 Dundalk  
 Thu 31 Thurles

## ➤ NOVEMBER

Fri 1 Down Royal  
 Fri 1 Dundalk (e)  
**Sat 2 Down Royal**  
**Sun 3 Cork**  
**Sun 3 Curragh**  
 Tue 5 Fairyhouse  
 Wed 6 Dundalk  
 Thu 7 Clonmel  
 Fri 8 Dundalk (e)  
**Sat 9 Gowran Park**  
**Sun 10 Naas**  
 Tue 12 Fairyhouse  
 Wed 13 Dundalk  
 Thu 14 Punchestown  
 Fri 15 Dundalk (e)  
**Sat 16 Navan**  
**Sun 17 Navan**  
 Tue 19 Limerick  
 Wed 20 Dundalk  
 Thu 21 Thurles  
 Fri 22 Dundalk (e)  
**Sat 23 Punchestown**  
**Sun 24 Cork**  
**Sun 24 Punchestown**  
 Tue 26 Tramore  
 Wed 27 Dundalk  
 Thu 28 Thurles  
 Fri 29 Dundalk (e)  
**Sat 30 Fairyhouse**

## ➤ DECEMBER

**Sun 1 Fairyhouse**  
 Tue 3 Clonmel  
 Wed 4 Dundalk  
 Fri 6 Dundalk (e)  
**Sat 7 Navan**  
**Sun 8 Cork**  
 Tue 10 Punchestown  
 Wed 11 Dundalk  
 Fri 13 Dundalk (e)  
**Sat 14 Fairyhouse**  
**Sun 15 Navan**  
 Mon 16 Naas  
 Wed 18 Dundalk (e)  
 Fri 20 Dundalk (e)  
**Sat 21 Thurles**  
 Thu 26 Down Royal  
 Thu 26 Leopardstown  
 Thu 26 Limerick  
 Fri 27 Leopardstown  
 Fri 27 Limerick  
**Sat 28 Leopardstown**  
**Sat 28 Limerick**  
**Sun 29 Leopardstown**  
**Sun 29 Limerick**  
 Tue 31 Punchestown

\*Dates/Races may change due to adverse weather conditions or other circumstances. For updated race fixtures please visit [www.hri.ie/fixture-list](http://www.hri.ie/fixture-list)

\*Dates/Races may change due to adverse weather conditions or other circumstances. For updated race fixtures please visit [www.hri.ie/fixture-list](http://www.hri.ie/fixture-list)

(e) Evening Meeting  
 © Horse Racing Ireland





National Lottery

SPORAN & Uí BRÁONAINN

BOODLES

DIESEL





**HORSE RACING IRELAND**  
**RÁSAÍOCHT CAPALL ÉIREANN**

**HORSE RACING IRELAND,**  
BALLYMANY, THE CURRAGH,  
CO. KILDARE R56 XE37

**T.** +353 (0) 45 455 455

**E.** [info@hri.ie](mailto:info@hri.ie)

**W.** [www.hri.ie](http://www.hri.ie)

