

HORSE RACING IRELAND

# FACTBOOK 2013



HORSE RACING  
IRELAND



# CONTENTS

<b>INTRODUCTION</b>	<b>02</b>
<b>REVIEW OF 2013 NATIONAL HUNT SEASON</b>	<b>04</b>
<b>REVIEW OF 2013 FLAT SEASON</b>	<b>06</b>
<b>STATISTICS</b>	<b>08</b>
Attendance	08
On-Course Betting	12
Off-Course Betting	13
Tote	13
Betting by Racecourse	14
Breeders	17
Irish Sales	17
Overseas Winners	18
Horses in Training	20
Ownership	21
Fixtures	22
Entries and Runners	24
Balloting	29
Prize-Money	31
Sponsorship	35
Trainers, Riders and Staff	37
Top Ten Flat and NH Horses	38
Exports	40
Irish Classifications	43
Owners, Trainers & Jockeys	48
<b>2014 FIXTURE LIST</b>	<b>54</b>
<b>MAJOR NH &amp; FLAT RACES 2014</b>	<b>56</b>
<b>MAP OF RACECOURSES</b>	<b>58</b>
<b>LIMERICK CHARITY RACEDAY</b>	<b>59</b>
<b>THE HRI AWARDS 2013</b>	<b>60</b>
<b>CROWNING THE CHAMPIONS</b>	<b>62</b>
<b>PHOTOGRAPHY INDEX</b>	<b>64</b>



**HORSE RACING  
IRELAND**

## INTRODUCTION 2013



**“IN 2013,  
BLOODSTOCK  
SALES WERE  
ONCE AGAIN THE  
STAR PERFORMER  
OF THE IRISH  
THOROUGHBRED  
INDUSTRY, WITH  
TURNOVER UP  
43% TO €133.4M”**



On behalf of Horse Racing Ireland (HRI), I am pleased to present the ninth edition of the Irish Racing Factbook, which gives readers a comprehensive overview of the year 2013. This 64-page publication contains a wide range of statistics pertaining to the racing and breeding industry in Ireland, covering fixtures, runners, attendances, prize-money, the output of the breeding sector and the betting turnover generated on and off-course. Any feedback that readers may have for improvement of future editions is most welcome.

In 2013, bloodstock sales were once again the star performer of the Irish thoroughbred industry, with turnover up 43% to €133.4m. This is an accelerating trend which is very good news for the industry as a whole and confirms that the reputation of Irish bloodstock is creating vibrant demand internationally. The quality of horses in training in Ireland remains high and Irish-bred horses are sought-after in world markets, with exports to 37 countries at a value of €205.4m, up 17.8% on the previous year.

The horses in training figures have stabilised and are virtually on a par with 2012, after several years of decline, but it remains a challenge to retain and attract new owners. The decline in ownership since 2008 is one of our greatest concerns, which is why we have appointed a dedicated Ownership Manager and increased the ownership promotion budget.

2013 was the sixth year of the economic downturn in Ireland, and although there are now real signs of recovery, challenges remain. HRI's

aim is to increase prize-money across the spectrum of race categories and a €2 million increase for 2014 was announced at the end of 2013. The minimum race value was raised from €7,000 to €7,500 and reduced administrative costs and additional support for integrity services were also announced.

Attendance growth of 4% was recorded for total attendances and average attendance per meeting in 2013. This return to growth is very encouraging and is a tribute to the racecourses who have worked hard to retain their customers in difficult times. Throughout the recession they have innovated to hold on to the loyalty of racegoers and HRI will continue to support them in those efforts.

Tote betting showed a return to growth following re-structuring and it is particularly encouraging to see on-course Tote gains in a very challenging market. The bookmakers' on-course decline continued with a fall of 6.9% adding to a cumulative drop in turnover of €134.5m since 2007, which is a real concern for the future of the sector. It must be hoped that imminent betting legislation will create a more level playing field in the betting market.

2013 was again a successful year on the racetrack for Irish-trained and bred horses. Irish-trained horses captured a record haul of 14 of the 27 races at the Cheltenham Festival and equalled the record of eight wins at Royal Ascot. Irish-bred horses won nine of the ten Classics run in Britain and Ireland, while an Irish-bred horse won the Melbourne Cup for the second year in a row. There were two Irish-bred winners at the

Breeders' Cup and an Irish-trained winner of Japan's most important jumps race, the Nakayama Grand Jump Steeplechase.

Prize-money won in the UK by Irish-trained horses was up 38.1% from £6.9m to £9.6m, while prize-money won in the rest of the world by Irish-trained horses was up 49.2% from €5.6m to €8.3m.

While there are many positives in the 2013 figures, we remain acutely aware of the underlying threats to the future of the industry. With overall funding cuts of almost 30% since 2008, we are constrained in our ability to capitalise on the potential for growth in domestic and international markets. Competing racing nations are better resourced and challenging our position. Bloodstock is highly mobile and if we are to attract foreign owners to breed, train and race in Ireland, we must have a racing infrastructure that will stand up to international comparison. Thankfully, the new betting legislation, set to progress early in 2014, represents the first step to a sustainable funding system, which will ensure that racing continues to produce an economic return to the country and that we can re-build employment levels in an industry in which Ireland has great national advantages.

The owners, trainers, jockeys and horses listed in this publication are what puts Irish racing in such an enviable global position, and I wish them and all others involved in this national industry a successful 2014.

**Brian Kavanagh**  
Chief Executive



---

**“2013 WAS AGAIN A SUCCESSFUL YEAR ON THE RACETRACK FOR IRISH-TRAINED AND BRED HORSES. IRISH-TRAINED HORSES CAPTURED A RECORD HAUL OF 14 OF THE 27 RACES AT THE CHELTENHAM FESTIVAL AND EQUALLED THE RECORD OF EIGHT WINS AT ROYAL ASCOT”**

---

## REVIEW OF 2013 NATIONAL HUNT



2013 was another tremendous year for Irish Racing both at home and overseas with Irish-trained horses enjoying unprecedented success at the Cheltenham and Royal Ascot Festivals. For the first time ever, there were more Irish-trained winners than British-trained winners at Cheltenham with the Tom Mullins-trained Alderwood winning the concluding Grand Annual Chase to bring our total to a record-breaking 14 as opposed to 13 from the home team. Among this hugely impressive total were memorable wins for Hurricane Fly, as he became the first horse since Comedy Of Errors in 1975 to win back the Champion Hurdle crown having lost it the previous year, while his stable companion Quevega notched up her fifth consecutive win in the OBLG Mares Hurdle on the same opening afternoon. This victory meant she is the only horse since the legendary Golden Miller in 1936 to score at five consecutive Cheltenham Festivals.

Other notable wins at Cheltenham for the Irish were the victories of the Charles Byrnes-trained Solwhit in the Ladbrokes World Hurdle as he became the first Irish-trained winner of this race since Dorans Pride in 1995, while Our Conor ran out a hugely impressive winner of the Triumph Hurdle for trainer Dessie Hughes. Indeed Our Conor's victory was one of three successes for the hugely talented Bryan Cooper who enjoyed further wins on Beneficent in the Jewson Novice Chase and Ted Veale in the County Hurdle, both trained by Tony Martin. For trainer Willie Mullins this was a most successful meeting as he was the leading trainer with five winners, a score that helped him become the winning-most Irish trainer ever at the Festival while Ruby Walsh was once again leading rider with four successes. However, while 2013 will be remembered as a vintage Cheltenham Festival for the Irish, the serious spinal injury incurred by amateur rider, John

Thomas McNamara, at the very first fence in the Kim Muir Challenge Cup Handicap Chase certainly cast a dark shadow over the whole meeting and it led to a hugely emotional final day as everyone's thoughts were with this top-class rider and his family.

At home, the exploits of Willie Mullins ensured that most of the top prizes went the way of the Closutton stable with Hurricane Fly taking the BHP Insurance Champion Hurdle for the third successive year, while Sir Des Champs gave him a record ninth victory in the Hennessy Gold Cup at Leopardstown in February. While Mullins was thwarted in the Ladbrokes Irish Grand National by the Dot Love-trained 50/1 outsider, Liberty Counsel, he enjoyed another fantastic Punchestown Festival with no fewer than 13 winners, with the victories of Hurricane Fly in the Rabobank Champion Hurdle and Quevega in the Ladbrokes World Series Hurdle, just two of many highlights. To

“HURRICANE FLY BROKE THE WORLD RECORD OF GROUP/GRADE 1 WINS WON BY ANY HORSE, AS HE NOTCHED UP HIS SEVENTEENTH GRADE 1 SUCCESS IN THE MORGIANA HURDLE AT PUNCHESTOWN”

round off a vintage year for the Champion Trainer, he saddled Blackstairmountain to take one of Japan's richest National Hunt races, The Nakayama Grand Jump Steeplechase, which was worth over €572,000 to the winner.

Later on in the year, the seven-day Galway Festival was hit by poor weather on the Wednesday and the Thursday, which ensured that the Galway Plate and Galway Hurdle were run on quite testing ground. The John Kiely-trained Carlingford Lough gave jockey Tony McCoy a second success in the Galway Plate as he justified some hefty wagers to score at odds of 7/2 favourite, while for owner J.P. McManus this was a very special result as he owned the first three horses home. For the second year in succession Cork trainer Michael Winters saddled the winner of the Guinness Galway Hurdle with Missunited following in the footsteps of Rebel Fitz twelve

months earlier. Missunited proved to be a hugely popular winner under Robbie Power to spark more wild scenes of celebration in the winners' enclosure.

At the Listowel Festival in September, White Star Line picked a really good time to lose his maiden tag over fences, with a decisive success in the Guinness Kerry National for trainer Dessie Hughes, with Andrew Lynch in the saddle. However, there was a sad postscript to this result as owner Patsy Byrne unfortunately died suddenly a few weeks later - a very big loss for Irish racing, as Patsy had been a wonderful supporter over the years both as an owner and as a sponsor. As the new National Hunt season clicked into top gear in early November, there was a surprise success for Gordon Elliott's Roi Du Mee in the JNwine.com Champion Chase at Down Royal, while two weeks later the remarkable Hurricane Fly broke the world

record of Group/Grade 1 wins won by any horse, as he notched up his seventeenth Grade 1 success in the Morgiana Hurdle at Punchestown.

The Fairyhouse Premier Jumps Weekend in early December saw some good performances with Philip Fenton's The Tullow Tank holding off a posse of Mullins' contenders in the Royal Bond Novice Hurdle while Don Cossack got the better of Carlingford Lough to take the Drinmore Novice Chase and Jezki justified odds on favouritism in the Hatton's Grace Hurdle. The Leopardstown Christmas Festival was a big success with the victories of Cheltenham Gold Cup winner Bob's Worth in a high-class renewal of the Lexus Chase being one of many highlights. Hurricane Fly gained yet more plaudits with a thoroughly professional display in the Ryanair Hurdle, as he proved too strong for Jezki and Our Conor in an exciting contest.



## REVIEW OF 2013 FLAT

2013 was another very successful year for Irish Racing on the flat with the father and son combination of Aidan and Joseph O'Brien both enjoying excellent seasons. In just his fifth year with a licence, Joseph was crowned Champion Flat Jockey in Ireland for a second consecutive time, with a record total of 126 winners, a figure which smashed the 20-year-old record of 115 wins that multiple-champion Michael Kinane set in 1993 and among that excellent total was a number of big-race successes. For the third year in a row, he partnered the winner of the Irish 2000 Guineas, as Magician swept to a commanding success at the Curragh in late May. Overseas, he enjoyed notable victories with Leading Light winning the English St Leger and Declaration Of War taking the Queen Anne Stakes at Royal Ascot and the Juddmonte International at York.

Trainer Aidan O'Brien was crowned Champion Trainer once again with a huge total of 135 domestic winners while there were also nine Group or Grade 1 winners worldwide for the stable. At home, the 12 Group 1 races on the Irish calendar were

actually won by 12 different trainers with Magician's Irish 2000 Guineas victory the only domestic Group 1 for O'Brien. There were some memorable victories overseas as Ruler Of The World gave the 'Master Of Ballydoyle' a fourth English Derby since 2001, when putting his rivals to the sword at Epsom on the first Saturday in June, while Leading Light gave him another English Classic with a fine win in the St Leger at Doncaster. Royal Ascot was once again a happy hunting ground for the stable with a tally of four winners and Declaration Of War's win in the opening Queen Anne Stakes and War Command's superb win in the Coventry Stakes were two of many highlights. War Command then returned to England to clinch the Dewhurst Stakes at Newmarket in October while the year ended on a very satisfactory note with a huge win for Magician in the Breeders Cup Turf on what was his first outing for over four months.

Jim Bolger also enjoyed a memorable 2013 with Dawn Approach's outstanding success in the English 2000 Guineas

at Newmarket and Trading Leather's unforgettable win in the Dubai Duty Free Irish Derby at the Curragh in late June just two of several highpoints. Dawn Approach had been the Champion 2-Y-O of 2012 winning his only six races and he commenced the season with a brilliant win in the Newmarket Classic just five years after his sire, New Approach (also trained by Bolger), was beaten by a nose in the same race and while things went badly wrong for the colt in the Epsom Derby in early June, Bolger managed to get him back on course to win a thrilling renewal of the St James Palace Stakes at Royal Ascot just 11 days later, which was a truly remarkable training performance. It was 21 years since St Jovite gave Jim Bolger victory in the Irish Derby but he rectified that statistic by saddling Trading Leather to take the 2013 renewal in good style. This was a real family success as Jim also bred Trading Leather and trained both his sire (Teofilo) and his dam (Night Visit), while the horse raced in his wife's colours and was ridden by his son-in-law, Kevin Manning.





“AIDAN O'BRIEN WAS CROWNED CHAMPION TRAINER ONCE AGAIN WITH A HUGE TOTAL OF 135 DOMESTIC WINNERS WHILE THERE WERE ALSO NINE GROUP OR GRADE 1 WINNERS WORLDWIDE FOR THE STABLE”



Another man with fond memories of 2013 was Johnny Murtagh as he excelled both in and out of the saddle. Now a licensed trainer, Murtagh saddled his first winner at Tramore in early June with Benbecula taking a rated race in good style and the same horse then followed up at Fairyhouse twelve days later, while Royal Diamond gave him notable wins in the Challenge Stakes at Leopardstown, the St Leger Trial Stakes at the Curragh and then triumphed in the Stayers Cup at Ascot on Champions Day in October. Murtagh also sent out Belle De Crecy to take the Blandford Stakes at the Curragh in September, while in the saddle, this former five-time Champion Jockey enjoyed a series of big-race wins. He was the leading rider at Royal Ascot with four winners including a brilliant last gasp win on Edward Lynam's Sole Power in the Kings Stand Stakes while the German-trained Novellist easily landed the King George VI and Queen Elizabeth Diamond

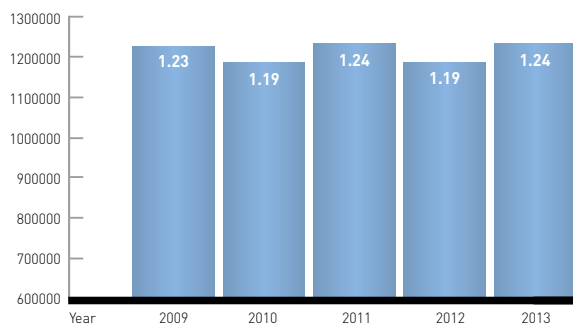
Stakes in late July. Johnny also partnered Tom Hogan's Gordon Lord Byron to victory in the Haydock Sprint Cup and at home the French-trained Chicquita carried him to his sixth success in the Darley Irish Oaks at the Curragh and this ever-popular Meath-man can look forward to 2014 both in and out of the saddle.

Apprentice Connor King belied his years and experience to win the Champion Apprentice Title with a fine tally of 38 winners. Connor enjoyed victory on his first ever racecourse ride in October 2012 when partnering Precious Stone to win at Leopardstown for his Master, David Wachman, but he really made a huge impact on the Irish racing scene in 2013. Still in his final year at school, he had to mix his studies with his race-riding but he quickly became very much in demand with a wide variety of trainers and was in action on over 400 occasions. Tuesday 6th August will forever be a day to remember for Connor as this was the

day he rode a remarkable four-timer, with his victory on 20/1 outsider Royal Blue Star, in the Listed Platinum Stakes the highlight of the evening and this young Cork-man is certainly a name to watch out for in the coming years. A former three-time Champion Apprentice, Chris Hayes, is another man that can look back on a great year as he recorded a fine total of 54 winners which helped him to finish in third place in the Jockeys' Title Race. However, it was an eight-day period from September 7th to September 15th that will live long in his memory as he finally made the breakthrough at Group 1 level. Firstly, he guided the Kevin Prendergast trained La Collina to a surprise 25/1 victory in the Coolmore Fusaichi Pegasus Matron Stakes at Leopardstown on Irish Champion Stakes Day, before partnering the Dermot Weld-trained Voleuse Du Coeurs to a runaway success in the Gain Irish St Leger at the Curragh the following weekend.

## ATTENDANCE 2013

### TOTAL ATTENDANCE 2009 - 2013



### TOP SEVEN FESTIVALS BY ATTENDANCE 2012 - 2013

Festival	No. of Days	2012	2013	Variance	% +/-
Galway	7	144,315	137,818	-6,497	-5%
Punchestown	5	91,496	101,747	10,251	10%
Listowel	7	87,956	87,996	40	0%
Leopardstown (Christmas)	4	53,998	55,713	1,715	3%
Curragh (Derby Meeting)	3	33,070	35,499	2,429	7%
Fairyhouse (Easter)	3	26,162	26,244	82	0%
Limerick (Christmas)	4	25,941	24,715	-1,226	-5%
<b>Total</b>	<b>33</b>	<b>462,938</b>	<b>469,732</b>	<b>6,794</b>	<b>1%</b>



## ATTENDANCE BY RACECOURSE 2012 - 2013

Racecourse	Number of Fixtures 2012	Number of Fixtures 2013	Total Attendance 2012	Total Attendance 2013	Average Attendance 2012	Average Attendance 2013	Variance	Variance %
Ballinrobe	9	9	15,490	19,555	1,721	2,173	4,065	26%
Bellewstown	5	5	11,705	16,666	2,341	3,333	4,961	42%
Clonmel	12	12	12,590	12,213	1,049	1,018	-377	-3%
Cork	18	18	34,926	32,433	1,940	1,802	-2,493	-7%
Curragh	19	19	99,442	102,991	5,234	5,421	3,549	4%
Downpatrick	9	10	23,310	19,745	2,590	1,975	-3,565	-15%
Down Royal	12	11	43,305	42,359	3,609	3,851	-946	-2%
Dundalk	40	37	52,868	48,276	1,322	1,305	-4,592	-9%
Fairyhouse	20	20	54,206	52,889	2,710	2,644	-1,317	-2%
Galway	12	12	152,747	149,513	12,729	12,459	-3,234	-2%
Gowran Park	16	16	26,593	32,448	1,662	2,028	5,855	22%
Killarney	11	11	28,478	28,171	2,589	2,561	-307	-1%
Kilbeggan	8	8	36,452	41,693	4,557	5,212	5,241	14%
Laytown	1	1	4,241	5,741	4,241	5,741	1,500	35%
Leopardstown	23	23	142,374	148,384	6,190	6,451	6,010	4%
Limerick	18	19	81,048	90,182	4,503	4,746	9,134	11%
Listowel	9	9	91,139	91,807	10,127	10,201	668	1%
Naas	15	14	28,257	24,865	1,884	1,776	-3,392	-12%
Navan	16	17	31,512	32,069	1,970	1,886	557	2%
Punchestown	18	17	114,843	121,975	6,380	7,175	7,132	6%
Roscommon	9	9	26,138	27,223	2,904	3,025	1,085	4%
Sligo	7	8	15,800	20,721	2,257	2,590	4,921	31%
Thurles	11	11	15,421	16,161	1,402	1,469	740	5%
Tipperary	10	11	12,521	14,990	1,252	1,363	2,469	20%
Tramore	11	11	24,740	27,928	2,249	2,539	3,188	13%
Wexford	11	11	14,363	17,357	1,306	1,578	2,994	21%
<b>Total</b>	<b>350</b>	<b>349</b>	<b>1,194,509</b>	<b>1,238,355</b>	<b>3,413</b>	<b>3,548</b>	<b>43,846</b>	<b>4%</b>

## ATTENDANCE ANALYSIS BY MEETING TYPE 2012 - 2013

Meeting Type	2012			2013		
	Number of Meetings	Total Attendance	Average Attendance	Number of Meetings	Total Attendance	Average Attendance
Flat	119	299,193	2,514	125	324,870	2,599
NH	179	585,671	3,272	178	610,664	3,431
Both	52	309,645	5,955	46	302,821	6,583
<b>TOTAL</b>	<b>350</b>	<b>1,194,509</b>	<b>3,413</b>	<b>349</b>	<b>1,238,355</b>	<b>3,548</b>

## ATTENDANCE ANALYSIS BY DAY OF WEEK 2012 - 2013

Day of Week	2012			2013		
	Number of Meetings	Total Attendance	Average Attendance	Number of Meetings	Total Attendance	Average Attendance
Sunday	75	245,986	3,280	68	236,730	3,481
Monday	37	108,829	2,941	32	123,466	3,858
Tuesday	27	77,384	2,866	32	105,494	3,297
Wednesday	43	141,002	3,279	42	109,040	2,596
Thursday	51	203,050	3,981	53	208,434	3,933
Friday	64	214,205	3,347	67	224,744	3,354
Saturday	53	204,053	3,850	55	230,447	4,190
<b>Total</b>	<b>350</b>	<b>1,194,509</b>	<b>3,413</b>	<b>349</b>	<b>1,238,355</b>	<b>3,548</b>

## ATTENDANCE ANALYSIS BY EVENING MEETINGS 2012 - 2013

Meeting	2012			2013		
	Number of Meetings	Total Attendance	Average Attendance	Number of Meetings	Total Attendance	Average Attendance
Afternoon	199	708,144	3,559	190	673,823	3,546
Evening	151	486,365	3,221	159	564,532	3,551
<b>Total</b>	<b>350</b>	<b>1,194,509</b>	<b>3,413</b>	<b>349</b>	<b>1,238,355</b>	<b>3,548</b>

## ATTENDANCE ANALYSIS BY NO. OF RACES ON CARD 2012 - 2013

No. of Races	2012			2013		
	Number of Meetings	Total Attendance	Average Attendance	Number of Meetings	Total Attendance	Average Attendance
5	1	27,219	27,219	-	-	-
6	11	45,543	4,140	4	11,343	2,836
7	249	744,436	2,990	247	765,074	3,097
8	89	377,311	4,239	98	461,938	4,714
<b>Total</b>	<b>350</b>	<b>1,194,509</b>	<b>3,413</b>	<b>349</b>	<b>1,238,355</b>	<b>3,548</b>

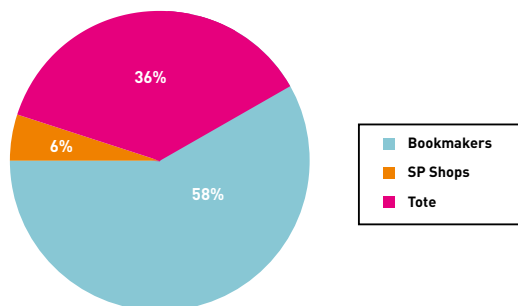
## HIGHEST DAILY ATTENDANCE FIGURES BY RACECOURSE 2012 - 2013

Racecourse	Date	Attendance	Variance	%+/-
Ballinrobe	Tuesday, June 25, 2013	3,535		
	Tuesday, June 26, 2012	2,684	851	32%
Bellewstown	Friday, July 05, 2013	4,500		
	Saturday, July 07, 2012	4,180	320	8%
Clonmel	Thursday, November 14, 2013	1,848		
	Thursday, November 15, 2012	1,659	189	11%
Cork	Sunday, March 31, 2013	3,988		
	Sunday, April 08, 2012	4,992	-1,004	-20%
Curragh	Saturday, June 29, 2013	23,407		
	Saturday, June 30, 2012	22,311	1,096	5%
Downpatrick	Saturday, July 13, 2013	4,300		
	Friday, July 13, 2012	4,678	-378	-8%
Down Royal	Saturday, November 02, 2013	5,724		
	Saturday, March 03, 2012	6,205	-481	-8%
Dundalk	Friday, July 12, 2013	3,759		
	Sunday, August 19, 2012	3,377	382	11%
Fairyhouse	Monday, April 01, 2013	15,125		
	Monday, April 09, 2012	13,216	1,909	14%
Galway	Thursday, August 01, 2013	29,169		
	Thursday, August 02, 2012	40,833	-11,664	-29%
Gowran Park	Thursday, January 24, 2013	5,762		
	Thursday, January 26, 2012	5,654	108	2%
Killarney	Thursday, July 18, 2013	6,173		
	Thursday, July 19, 2012	5,431	742	14%
Kilbeggan	Friday, July 19, 2013	7,121		
	Friday, July 20, 2012	6,420	701	11%
Laytown	Tuesday, September 03, 2013	5,741		
	Thursday, September 13, 2012	4,241	1,500	35%
Leopardstown	Saturday, December 28, 2013	17,159		
	Friday, December 28, 2012	16,408	751	5%
Limerick	Thursday, April 11, 2013	13,821		
	Thursday, March 29, 2012	12,644	1,177	9%
Listowel	Friday, September 20, 2013	27,523		
	Friday, September 21, 2012	27,808	-285	-1%
Naas	Sunday, February 24, 2013	3,178		
	Sunday, February 26, 2012	3,728	-550	-15%
Navan	Sunday, November 24, 2013	4,476		
	Sunday, November 11, 2012	3,413	1,063	31%
Punchestown	Friday, April 26, 2013	26,360		
	Friday, April 27, 2012	27,219	-859	-3%
Roscommon	Tuesday, August 06, 2013	4,593		
	Tuesday, August 07, 2012	4,683	-90	-2%
Sligo	Sunday, May 05, 2013	3,504		
	Thursday, August 09, 2012	3,163	341	11%
Thurles	Sunday, December 22, 2013	2,396		
	Saturday, January 07, 2012	1,786	610	34%
Tipperary	Sunday, October 06, 2013	2,239		
	Sunday, October 07, 2012	2,523	-284	-11%
Tramore	Saturday, August 17, 2013	5,986		
	Sunday, January 01, 2012	4,260	1,726	41%
Wexford	Sunday, March 17, 2013	2,576		
	Saturday, July 28, 2012	2,204	372	17%

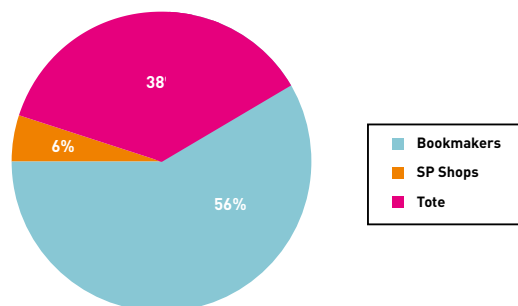
# BETTING 2013

## TOTAL ON-COURSE BETTING

### ON-COURSE BETTING 2012



### ON-COURSE BETTING 2013



### TOTAL ON-COURSE BETTING\*

Year	Bookmakers €	SP Shop €	Tote €	Total €	% +/-
2009	127,152,321	12,040,300	40,482,053	179,674,674	-21.9%
2010	111,897,873	10,313,005	39,135,425	161,346,303	-10.2%
2011	101,831,002	9,885,098	44,334,505	156,050,605	-3.3%
2012	80,050,078	8,291,372	46,044,886	134,386,336	-13.9%
2013	73,942,626	8,699,162	48,955,168	131,596,956	-2.1%

(\*Including Point-To-Point & Co-mingling in and excluding Northern Ireland and Co-mingling Out)

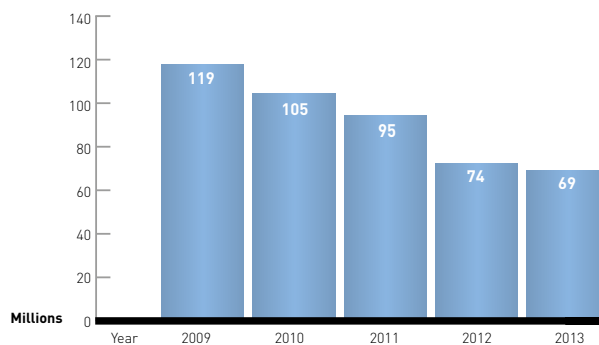
### BOOKMAKERS ON-COURSE BETTING\*

Year	Home €	Away €	SP Shop €	Total €	% +/-
2009	123,562,748	3,589,571	12,040,300	139,192,619	-23.60%
2010	109,150,147	2,747,725	10,313,005	122,210,877	-12.20%
2011	99,330,491	2,500,512	9,885,098	111,716,101	-8.58%
2012	78,198,524	1,847,372	8,291,372	88,337,268	-20.92%
2013	72,116,570	1,826,056	8,699,162	82,641,788	-6.45%

(\*Including Point-To-Point)

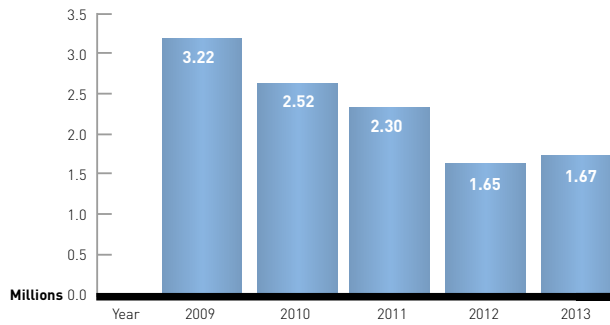
### BOOKMAKERS ON-COURSE 'HOME' BETTING EXCLUDING POINT-TO-POINT

Year	Home €	% +/-
2009	118,586,164	-27.58%
2010	104,739,219	-11.68%
2011	95,297,631	-9.01%
2012	74,323,100	22.00%
2013	69,092,026	-7.04%



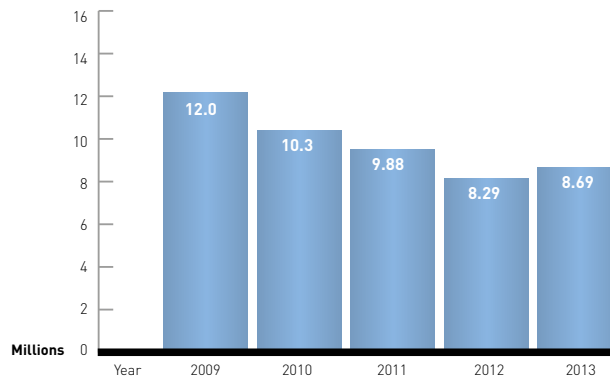
## BOOKMAKERS ON-COURSE 'AWAY' BETTING EXCLUDING POINT-TO-POINT

Year	Away €	% +/-
2009	3,293,108	-5.96%
2010	2,524,500	-23.34%
2011	2,300,205	-8.88%
2012	1,658,687	-27.89%
2013	1,671,451	.77%



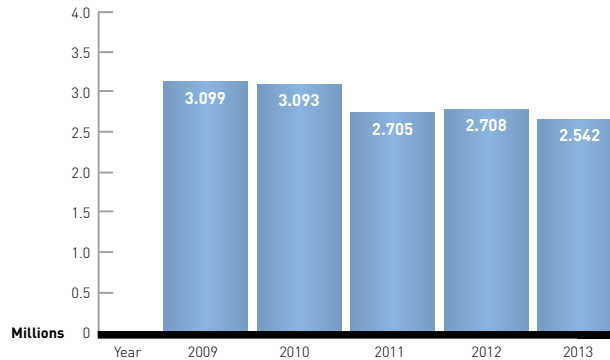
## BOOKMAKERS ON-COURSE 'SP SHOP' BETTING

Year	SP Shop	% +/-
2009	12,040,300	-18.92%
2010	10,313,006	-14.35%
2011	9,885,098	-4.15%
2012	8,291,372	-16.12%
2013	8,699,162	4.92%



## OFF-COURSE BETTING

Year	Million €	% +/-
2009	3,099	-15.5%
2010	3,093	-0.2%
2011	2,705	-12.5%
2012	2,708	0.1%
2013	2,542	-6.1%



## TOTE

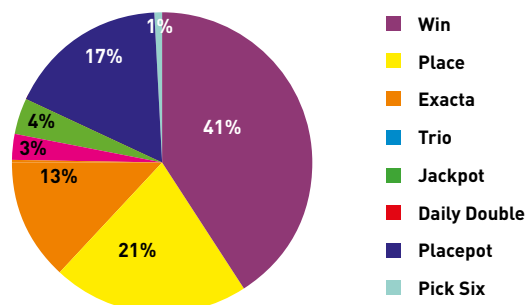
### BREAKDOWN OF IRISH POOL BETTING €000 2009-2013

	2009	%	2010	%	2011	%	2012	%	2013	%
Win	17,219	43%	16,686	43%	18,263	41%	18,900	41%	19,389	40%
Place	10,451	26%	9,027	23%	10,396	23%	9,760	21%	8,610	18%
Exacta	4,924	12%	4,814	12%	5,770	13%	6,113	13%	7,038	14%
Trio	964	2%	257	1%	1,135	3%	-	0%	-	0%
Trifecta	-	0%	746	2%	-	0%	1,297	3%	2,395	5%
Daily Double	-	0%	-	0%	153	1%	44	0%	5	0%
Jackpot	2,443	6%	2,493	6%	2,513	6%	1,872	4%	1,585	3%
Placepot	4,483	11%	5,112	13%	5,902	13%	7,742	17%	8,284	17%
Pick 6	-	0%	-	0%	204	0%	317	1%	1,649	3%
<b>TOTALS</b>	<b>40,482</b>	<b>100%</b>	<b>39,135</b>	<b>100%</b>	<b>44,335</b>	<b>100%</b>	<b>46,045</b>	<b>100%</b>	<b>48,955</b>	<b>100%</b>

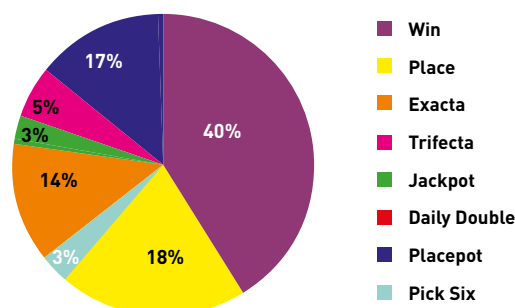
(\*Including Co-mingling In and excluding Northern Ireland and Co-mingling Out)

## POOL BETTING

### BREAKDOWN OF POOL BETTING 2012



### BREAKDOWN OF POOL BETTING 2013



### AVERAGE BOOKMAKER ON-COURSE BETTING 2012 – 2013\*

Racecourse	Fixtures		Total On-Course Betting		Avg On-Course Betting		Variance	% +/-
	2012	2013	2012	2013	2012	2013		
BALLINROBE	9	9	1,777,322	1,876,612	197,480	208,512	11,032	5.59
BELLEWSTOWN	5	5	895,837	1,141,223	179,167	228,245	49,077	27.39
CLONMEL	12	12	1,540,521	1,215,323	128,377	101,277	-27,100	-21.11
CORK	18	18	2,897,913	2,312,886	160,995	128,494	-32,501	-20.19
CURRAGH	19	19	7,234,000	7,028,739	380,737	369,934	-10,803	-2.84
DUNDALK	40	37	3,004,181	2,254,616	75,105	60,936	-14,169	-18.87
FAIRYHOUSE	20	19	5,541,387	4,561,802	277,069	240,095	-36,975	-13.34
GALWAY	12	12	10,758,175	9,729,383	896,515	810,782	-85,733	-9.56
GOWRAN PARK	16	16	3,166,595	2,621,672	197,912	163,855	-34,058	-17.21
KILBEGGAN	8	8	1,501,000	1,502,250	187,625	187,781	156	0.08
KILLARNEY	11	11	2,584,597	2,413,117	234,963	219,374	-15,589	-6.63
LAYTOWN	1	1	176,472	211,507	176,472	211,507	35,035	19.85
LEOPARDSTOWN	23	23	11,437,890	11,011,773	497,300	478,773	-18,527	-3.73
LIMERICK	18	19	2,871,927	2,417,126	159,552	127,217	-32,334	-20.27
LISTOWEL	9	9	4,939,017	4,740,097	548,780	526,677	-22,102	-4.03
NAAS	15	14	3,334,869	2,639,926	222,325	188,566	-33,758	-15.18
NAVAN	16	17	3,429,104	3,256,910	214,319	191,583	-22,736	-10.61
PUNCHESTOWN	18	17	8,147,731	9,697,689	452,652	570,452	117,801	26.02
ROSCOMMON	9	9	2,252,173	1,885,532	250,241	209,504	-40,738	-16.28
SLIGO	7	8	1,412,998	1,681,050	201,857	210,131	8,274	4.10
THURLES	11	11	1,713,654	1,397,679	155,787	127,062	-28,725	-18.44
TIPPERARY	10	12	1,099,084	1,072,636	109,908	89,386	-20,522	-18.67
TRAMORE	11	11	1,484,659	1,664,161	134,969	151,287	16,318	12.09
WEXFORD	11	11	1,067,860	1,128,931	97,078	102,630	5,552	5.72
<b>TOTAL</b>	<b>329</b>	<b>328</b>	<b>84,268,966</b>	<b>79,462,639</b>	<b>256,137</b>	<b>242,264</b>	<b>-13,873</b>	<b>-5.42</b>

\*Excl. Point-To-Point





### AVERAGE TOTE ON-COURSE BETTING 2012 – 2013\*

Racecourse	Fixtures		Total Tote Betting		Average Tote Betting		Variance	% +/-
	2012	2013	2012	2013	2012	2013		
BALLINROBE	9	9	718,264	950,692	79,807	105,632	25,825	32.4
BELLEWSTOWN	5	5	452,649	488,977	90,530	97,795	7,266	8.0
CLONMEL	12	12	1,380,394	873,047	115,033	72,754	-42,279	-36.8
CORK	18	18	1,262,981	1,656,583	70,166	92,032	21,867	31.2
CURRAGH	19	19	5,028,164	6,535,119	264,640	343,954	79,313	30.0
DUNDALK	40	37	4,061,771	4,004,397	101,544	108,227	6,683	6.6
FAIRYHOUSE	20	19	2,198,365	2,797,555	109,918	147,240	37,321	34.0
GALWAY	12	12	5,544,756	5,419,907	462,063	451,659	-10,404	-2.3
GOWRAN PARK	16	16	1,217,329	1,546,591	76,083	96,662	20,579	27.0
KILBEGGAN	8	8	573,760	664,946	71,720	83,118	11,398	15.9
KILLARNEY	11	11	893,961	968,062	81,269	88,006	6,736	8.3
LAYTOWN	1	1	100,528	109,853	100,528	109,853	9,325	9.3
LEOPARDSTOWN	23	23	7,085,063	5,690,896	308,046	247,430	-60,616	-19.7
LIMERICK	18	19	1,434,477	1,768,415	79,693	93,074	13,381	16.8
LISTOWEL	9	9	1,412,272	1,756,248	156,919	195,139	38,220	24.4
NAAS	15	14	1,145,412	1,715,002	76,361	122,500	46,139	60.4
NAVAN	16	17	1,449,270	1,784,199	90,579	104,953	14,374	15.9
PUNCHESTOWN	18	17	4,760,078	5,356,242	264,449	315,073	50,624	19.1
ROSCOMMON	9	9	1,297,526	870,072	144,170	96,675	-47,495	-32.9
SLIGO	7	8	659,851	719,124	94,264	89,891	-4,374	-4.6
THURLES	11	11	744,283	899,345	67,662	81,759	14,097	20.8
TIPPERARY	10	12	1,458,449	928,158	145,845	77,347	-68,498	-47.0
TRAMORE	11	11	665,009	787,799	60,455	71,618	11,163	18.5
WEXFORD	11	11	500,275	663,939	45,480	60,358	14,879	32.7
<b>TOTALS</b>	<b>329</b>	<b>328</b>	<b>46,044,886</b>	<b>48,955,168</b>	<b>139,954</b>	<b>149,254</b>	<b>9,299</b>	<b>6.64</b>

(\*Including Co-mingling In and excluding Northern Ireland and Co-mingling Out)



### AVERAGE TOTE AND BOOKMAKERS COMBINED ON-COURSE BETTING 2012 – 2013\*

Racecourse	Fixtures		Total On-Course Betting		Avg On-Course Betting		Variance	% +/-
	2012	2013	2012	2013	2012	2013		
BALLINROBE	9	9	2,495,586	2,827,304	277,287	314,145	-36,858	13.29
BELLEWSTOWN	5	5	1,348,486	1,630,200	269,697	326,040	-56,343	20.89
CLONMEL	12	12	2,920,915	2,088,370	243,410	174,031	69,379	-28.50
CORK	18	18	4,160,894	3,969,469	231,161	220,526	10,635	-4.60
CURRAGH	19	19	12,262,164	13,563,858	645,377	713,887	-68,510	10.62
DUNDALK	40	37	7,065,952	6,259,013	176,649	169,163	7,486	-4.24
FAIRYHOUSE	20	19	7,739,752	7,359,357	386,988	387,335	-347	0.09
GALWAY	12	12	16,302,931	15,149,290	1,358,578	1,262,441	96,137	-7.08
GOWRAN PARK	16	16	4,383,924	4,168,263	273,995	260,516	13,479	-4.92
KILBEGGAN	8	8	2,074,760	2,167,196	259,345	270,900	-11,555	4.46
KILLARNEY	11	11	3,478,558	3,381,179	316,233	307,380	8,853	-2.80
LAYTOWN	1	1	277,000	321,360	277,000	321,360	-44,360	16.01
LEOPARDSTOWN	23	23	18,522,953	16,702,669	805,346	726,203	79,143	-9.83
LIMERICK	18	19	4,306,404	4,185,541	239,245	220,292	18,953	-7.92
LISTOWEL	9	9	6,351,289	6,496,345	705,699	721,816	-16,117	2.28
NAAS	15	14	4,480,281	4,354,928	298,685	311,066	-12,381	4.15
NAVAN	16	17	4,878,374	5,041,109	304,898	296,536	8,363	-2.74
PUNCHESTOWN	18	17	12,907,809	15,053,931	717,100	885,525	-168,425	23.49
ROSCOMMON	9	9	3,549,699	2,755,604	394,411	306,178	88,233	-22.37
SLIGO	7	8	2,072,849	2,400,174	296,121	300,022	-3,900	1.32
THURLES	11	11	2,457,937	2,297,024	223,449	208,820	14,628	-6.55
TIPPERARY	10	12	2,557,533	2,000,794	255,753	166,733	89,020	-34.81
TRAMORE	11	11	2,149,668	2,451,960	195,424	222,905	-27,481	14.06
WEXFORD	11	11	1,568,135	1,792,870	142,558	162,988	-20,430	14.33
<b>TOTAL</b>	<b>329</b>	<b>328</b>	<b>130,313,852</b>	<b>128,417,808</b>	<b>9,294,409</b>	<b>9,256,808</b>	<b>37,601</b>	<b>-11.37</b>

\*Excl. Point-To-Point and N.I. Rixtures

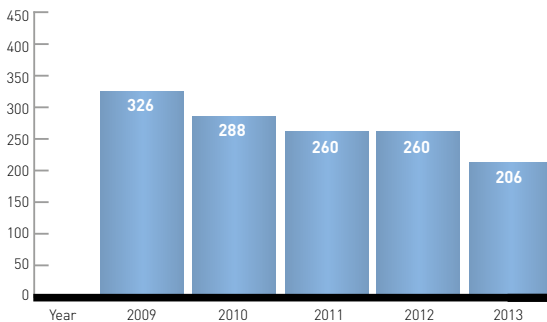
# BREEDERS 2013

## NUMBER OF STALLIONS, MARES & FOALS IN IRELAND

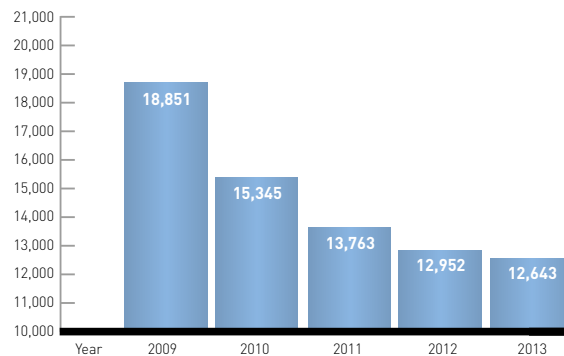
	2009	2010	2011	2012	2013
STALLIONS	326	288	260	260	*206
MARES	18,851	15,345	13,763	12,952	12,643
FOALS	10,167	7,588	7,550	7,546	7,757
<b>TOTAL</b>	<b>29,344</b>	<b>23,221</b>	<b>21,573</b>	<b>20,758</b>	<b>20,606</b>

\*This number relates to a cut off date of 31/12/13. The figure will increase as stallions will be registered in 2014 for the 2013 covering season

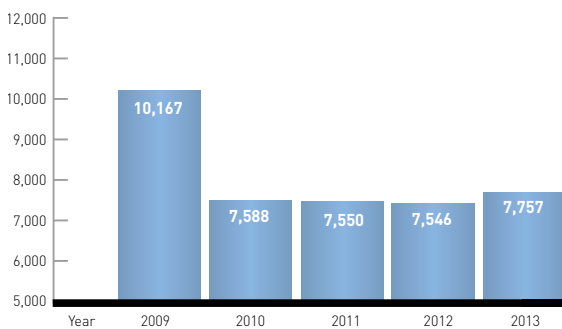
### STALLIONS AT STUD 2009-2013



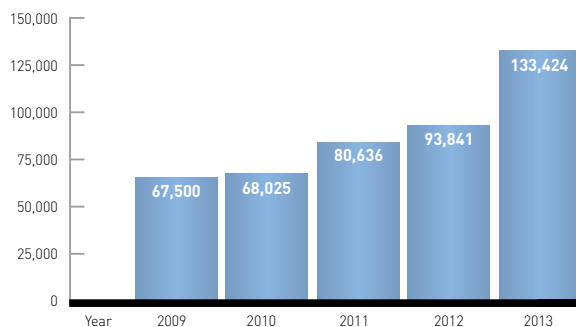
### MARES AT STUD 2009-2013



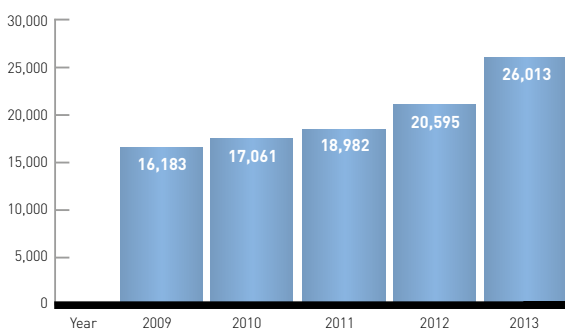
### FOALS BORN 2009-2013



### IRISH SALES AGGREGATE 2009-2013 (€'000)



### IRISH SALES AVERAGE 2009-2013



### IRISH SALES SUMMARY 2009-2013

	2009	2010	2011	2012	2013
Catalogued	8,204	7,929	7,315	7,331	7,997
Offered	6,867	6,639	6,226	6,349	6,839
Sold	4,172	3,987	4,248	4,555	5,129
Aggregate €'000	67,500	68,025	80,636	93,841	133,424
Average €	16,183	17,061	18,982	20,595	26,013

## OVERSEAS WINNERS 2013



### OVERSEAS GRADE 1 NATIONAL HUNT WINNERS

Date	Horse	Racecourse	Race Title
12-Mar-13	Champagne Fever (IRE)	Cheltenham	William Hill Supreme Novices' Hurdle
12-Mar-13	Hurricane Fly (IRE)	Cheltenham	Stan James Champion Hurdle Challenge Trophy
13-Mar-13	Lord Windermere (IRE)	Cheltenham	RSA Steeplechase
13-Mar-13	Briar Hill (IRE)	Cheltenham	Weatherbys Champion Bumper
14-Mar-13	Solwhit (FR)	Cheltenham	Ladbrokes World Hurdle
15-Mar-13	Our Conor (IRE)	Cheltenham	JCB Triumph Hurdle
04-Apr-13	First Lieutenant (IRE)	Aintree	Betfred Bowl Steeplechase
06-Apr-13	Special Tiara (GB)	Aintree	John Smith's Maghull Novices' Steeplechase
06-Apr-13	Solwhit (FR)	Aintree	John Smith's Liverpool Hurdle
13-Apr-13	Blackstairmountain (IRE)	Nakayama	Nakayama Grand Jump Steeplechase
09-Jun-13	Diakali (FR)	Auteuil	Prix Alain du Breil - Course de Haies D'Ete des Quatre Hurdle

### OVERSEAS GRADE 2 NATIONAL HUNT WINNERS

Date	Horse	Racecourse	Race Title
12-Mar-13	Quevega (FR)	Cheltenham	OLBG Mares' Hurdle (Registered As The David Nicholson Mares Hurdle Race)
14-Mar-13	Benefficient (IRE)	Cheltenham	Jewson Novices' Steeplechase (Registered As The Golden Miller Novices' Chase)
23-Nov-13	Annie Power (IRE)	Ascot	Coral Hurdle (Registered As The Ascot Hurdle Race)

### OVERSEAS GRADE 3 NATIONAL HUNT WINNERS

Date	Horse	Racecourse	Race Title
13-Mar-13	Flaxen Flare (IRE)	Cheltenham	Fred Winter Juvenile Handicap Hurdle
15-Mar-13	Ted Veale (IRE)	Cheltenham	Vincent O'Brien County Handicap Hurdle
15-Mar-13	Alderwood (IRE)	Cheltenham	Johnny Henderson Grand Annual Steeplechase Challenge Cup (Handicap)

### OVERSEAS LISTED NATIONAL HUNT WINNERS

Date	Horse	Racecourse	Race Title
05-Apr-13	Legacy Gold (IRE)	Aintree	John Smith's Mares' Standard Open National Hunt Flat Race
07-Dec-13	Gitane Du Berlais (FR)	Aintree	Betfred 'Double Delight' Fillies Juvenile Hurdle

## OVERSEAS GROUP 1 FLAT WINNERS

Date	Horse	Racecourse	Race Title
30-Mar-13	St Nicholas Abbey (IRE)	Meydan	Dubai Sheema Classic
04-May-13	Dawn Approach (IRE)	Newmarket	Qipco 2000 Guineas Stakes
01-Jun-13	St Nicholas Abbey (IRE)	Epsom Downs	Investec Coronation Cup
01-Jun-13	Ruler Of The World (IRE)	Epsom Downs	Investec Derby
18-Jun-13	Declaration of War (USA)	Ascot	Queen Anne Stakes
18-Jun-13	Sole Power (GB)	Ascot	King's Stand Stakes
18-Jun-13	Dawn Approach (IRE)	Ascot	St James's Palace Stakes
21-Aug-13	Declaration of War (USA)	York	Juddmonte International Stakes
07-Sep-13	Gordon Lord Byron (IRE)	Haydock Park	Betfred Sprint Cup
14-Sep-13	Leading Light (IRE)	Doncaster	Ladbroke's St Leger Stakes
06-Oct-13	Maarek (GB)	Longchamp	Qatar Prix De L'Abbaye De Longchamp
12-Oct-13	War Command (USA)	Newmarket	Dubai Dewhurst Stakes
02-Nov-13	Magician (IRE)	Santa-Anita	Breeders Cup Turf

## OVERSEAS GROUP 2 FLAT WINNERS

Date	Horse	Racecourse	Race Title
30-Mar-13	Lines Of Battle (USA)	Meydan	UAE Derby
18-Jun-13	War Command (USA)	Ascot	Coventry Stakes
19-Jun-13	Duntle (IRE)	Ascot	Duke Of Cambridge Stakes (Formerly The Windsor Forest Stakes)
14-Sep-13	Viztoria (IRE)	Doncaster	OLBG Park Stakes
12-Oct-13	Fiesolana (IRE)	Newmarket	Dubai Challenge Stakes
19-Oct-13	Slade Power (IRE)	Ascot	Qipco British Champions Sprint Stakes

## OVERSEAS GROUP 3 FLAT WINNERS

Date	Horse	Racecourse	Race Title
26-Apr-13	Sugar Boy (IRE)	Sandown Park	bet365 Classic Trial
04-May-13	Sole Power (GB)	Newmarket	Pearl Bloodstock Palace House Stakes
09-May-13	Ruler Of The World (IRE)	Chester	MBNA Chester Vase
10-May-13	Magician (IRE)	Chester	Betvictor.com Dee Stakes
11-May-13	Lily's Angel (IRE)	Lingfield Park	betfred.com Chartwell Fillies' Stakes
19-Jun-13	Gale Force Ten (GB)	Ascot	Jersey Stakes
21-Jun-13	Leading Light (IRE)	Ascot	Queen's Vase
21-Sep-13	Maarek (GB)	Newbury	Dubai International Airport World Trophy
19-Oct-13	Royal Diamond (IRE)	Ascot	Qipco British Champions Long Distance Cup

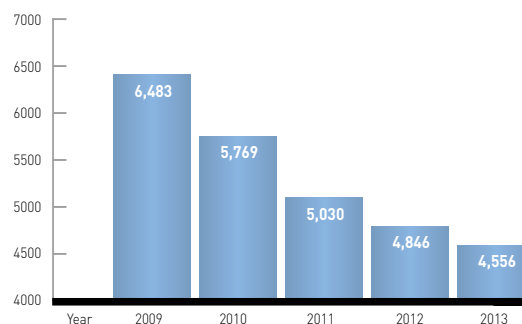
## OVERSEAS LISTED FLAT WINNERS

Date	Horse	Racecourse	Race Title
13-Apr-13	Lily's Angel (IRE)	Kempton Park	Betfred Snowdrop Fillies' Stakes
11-May-13	Nevis (IRE)	Lingfield Park	Betfred Derby Trial Stakes
11-May-13	Scream Blue Murder (IRE)	Nottingham	E.B.F. Weatherbys Hamilton Insurance Kilvington Fillies' Stakes
20-Sep-13	Hurrypharriet (IRE)	Ayr	Shadwell Stud/E.B.F. Stallions Harry Rosebery Stakes

# HORSES IN TRAINING 2013

## AVG. NO. OF HORSES IN TRAINING

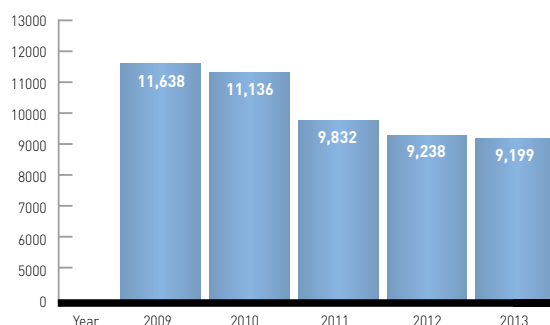
AGE	2009	2010	2011	2012	2013
2YO	532	462	475	430	426
3YO	743	672	619	650	547
4YO	870	706	657	651	627
5YO	1,160	1,020	842	788	797
6YO+	3,178	2,909	2,437	2,327	2,159
<b>TOTAL</b>	<b>6,483</b>	<b>5,769</b>	<b>5,030</b>	<b>4,846</b>	<b>4,556</b>



## TOTAL NUMBER OF HORSES RETURNED IN TRAINING 2009 - 2013

	2009	2010	2011	2012	2013
<b>TOTAL</b>	<b>11,638</b>	<b>11,136</b>	<b>9,832</b>	<b>9,238</b>	<b>9,199</b>

\*This figure counts each individual horse that was returned in training during the calendar year.



## AVERAGE NO. OF COLTS IN TRAINING 2009 - 2013

Age	2009	2010	2011	2012	2013
2yo	224	193	212	203	195
3yo	179	163	129	163	143
4yo	53	44	40	26	37
5yo	19	21	9	11	8
6yo+	21	13	9	13	11
<b>Total</b>	<b>496</b>	<b>434</b>	<b>399</b>	<b>416</b>	<b>394</b>

## AVERAGE NO. OF FILLIES IN TRAINING 2009 - 2013

Age	2009	2010	2011	2012	2013
2yo	270	232	210	193	189
3yo	396	357	320	295	266
4yo	324	277	250	260	194
5yo	367	346	277	250	251
6yo+	815	747	625	583	526
<b>Total</b>	<b>2,172</b>	<b>1,959</b>	<b>1,683</b>	<b>1,581</b>	<b>1,426</b>

## AVERAGE NO. OF GELDINGS IN TRAINING 2009 - 2013

Age	2009	2010	2011	2012	2013
2yo	37	36	53	34	42
3yo	169	153	171	193	138
4yo	494	385	367	366	397
5yo	774	653	556	528	539
6yo+	2,341	2,149	1,801	1,731	1,622
<b>Total</b>	<b>3,815</b>	<b>3,376</b>	<b>2,948</b>	<b>2,852</b>	<b>2,738</b>



## OWNERSHIP 2013



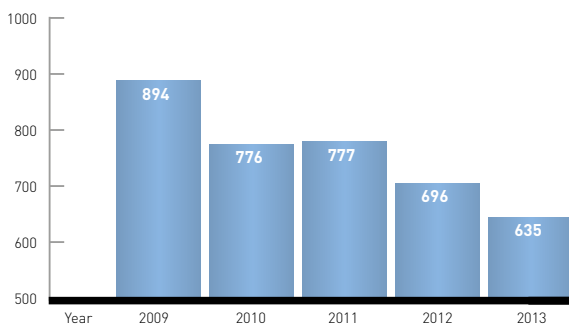
### RACEHORSE OWNERSHIP 2009 - 2013\*

Type of Ownership	2009	2010	2011	2012	2013
Sole Owner	4,179	3,952	3,704	3,457	3,289
Syndicates	1,218	989	794	659	588
Companies	52	50	56	48	46
Clubs	31	32	33	31	30
<b>Total</b>	<b>5,480</b>	<b>5,023</b>	<b>4,587</b>	<b>4,195</b>	<b>3,953</b>

\*Owners are considered active if they had at least one race entry in the calendar year.

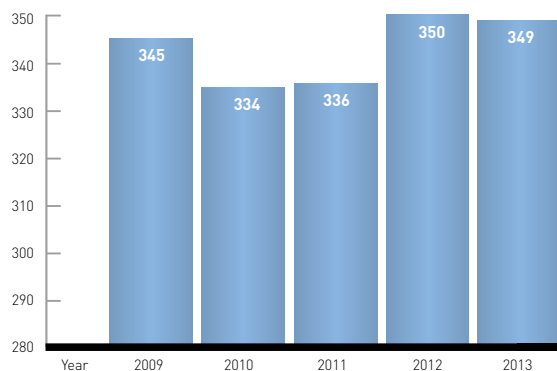
\*\*The ownership figures for 2009 onwards have been amended from previous editions to account for all partnership members and active owners

### NEW OWNERS REGISTERED 2009 - 2013

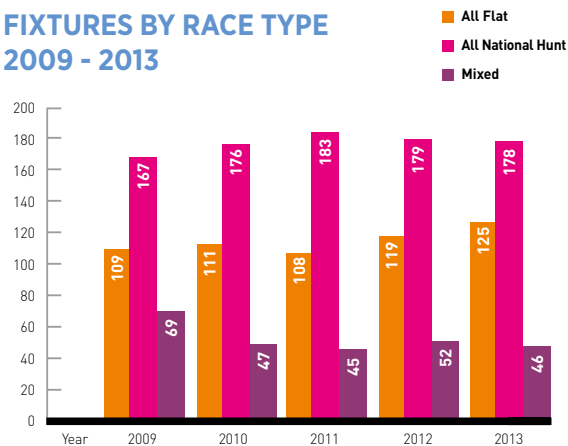


## FIXTURES 2013

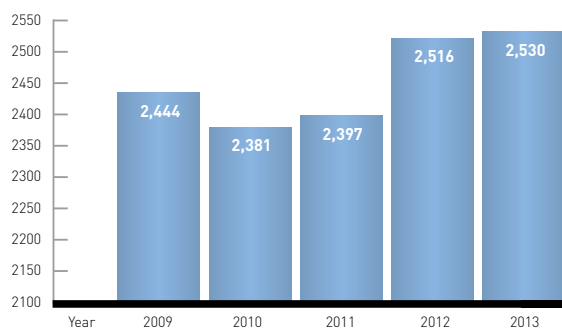
### NUMBER OF FIXTURES 2009 - 2013



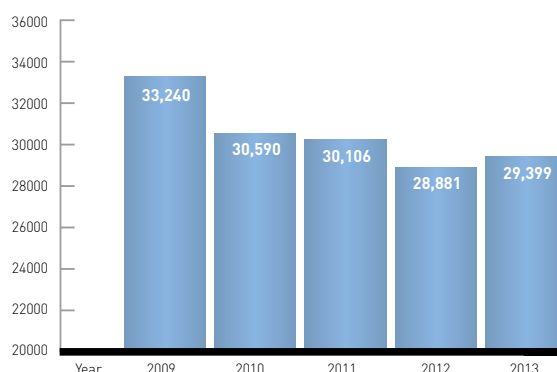
### FIXTURES BY RACE TYPE 2009 - 2013



### NUMBER OF RACES 2009 - 2013



### NUMBER OF RUNNERS 2009 - 2013



### NUMBER OF FIXTURES PER MONTH 2009 - 2013

	2009	2010	2011	2012	2013
January	15	15	17	19	18
February	17	19	15	19	18
March	20	19	19	24	21
April	29	28	28	28	31
May	37	37	38	36	37
June	35	36	33	32	33
July	38	38	41	38	38
August	41	41	38	38	39
September	29	27	29	32	29
October	34	35	28	31	33
November	25	21	23	27	27
December	25	18	27	26	25
<b>Total</b>	<b>345</b>	<b>334</b>	<b>336</b>	<b>350</b>	<b>349</b>





### NUMBER OF FIXTURES BY WEEKDAY 2009 - 2013

	2009	2010	2011	2012	2013
Sunday	81	80	78	75	68
Monday	36	32	35	37	32
Tuesday	29	26	20	27	32
Wednesday	39	43	38	43	42
Thursday	52	49	55	51	53
Friday	55	54	57	64	67
Saturday	53	50	53	53	55
<b>Total</b>	<b>345</b>	<b>334</b>	<b>336</b>	<b>350</b>	<b>349</b>

### NUMBER OF DIVIDED RACES 2009 - 2013

Race Type	2009	2010	2011	2012	2013
Flat Handicap	13	13	21	43	39
Flat Maiden	0	3	3	3	1
Hurdle W.F.A.	0	0	0	0	0
Handicap Hurdle	3	4	14	11	11
Maiden Hurdle	15	6	12	2	2
Bumper	1	3	2	3	6
Handicap S'chase	0	0	0	1	1
Beginners S'chase	3	3	1	4	1
<b>Total</b>	<b>35</b>	<b>32</b>	<b>53</b>	<b>67</b>	<b>61</b>

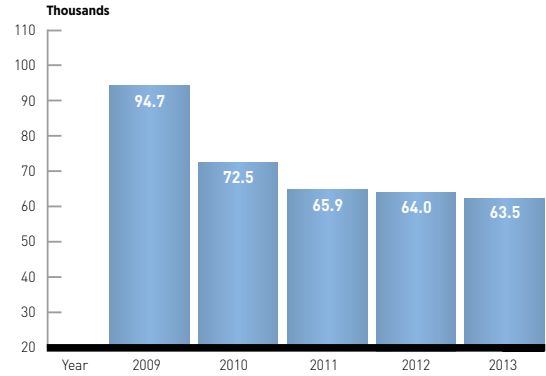
### NUMBER OF RACES BY PRIZE-MONEY BANDS 2009 - 2013

Prize-money Bracket €	2009	2010	2011	2012	2013
< €25,000	2,089	2,042	2,063	2,186	2,198
€25,000 - €49,999	190	184	188	178	158
€50,000 - €99,999	116	114	114	119	120
€100,000 - €249,999	33	34	25	26	47
€250,000 - €499,999	11	5	5	5	5
€500,000 +	5	2	2	2	2
<b>Total</b>	<b>2,444</b>	<b>2,381</b>	<b>2,397</b>	<b>2,516</b>	<b>2,530</b>

# ENTRIES AND RUNNERS 2013

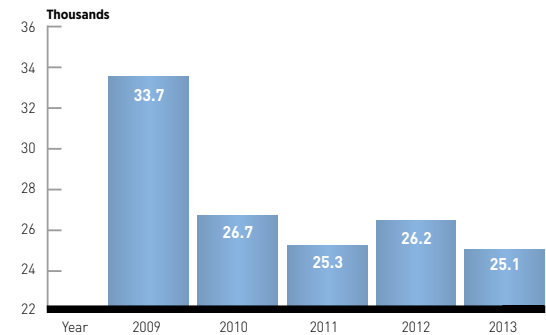
## TOTAL ENTRIES 2009 - 2013

Year	Fixtures	Number of Races	Entries	Avg. No. Entries per race
2009	345	2,444	94,673	38.7
2010	334	2,381	72,459	30.4
2011	336	2,397	65,858	27.5
2012	350	2,516	64,033	25.5
2013	349	2,530	63,524	25.1



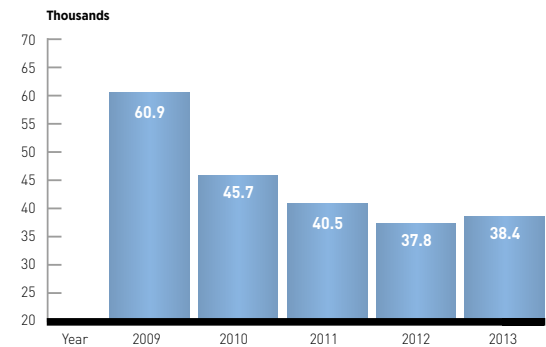
## TOTAL FLAT ENTRIES 2009 - 2013

Year	Number of Races	Entries	Avg. No. Entries per race
2009	1,032	33,730	32.7
2010	993	26,738	26.9
2011	951	25,349	26.7
2012	1,084	26,240	24.2
2013	1,104	25,103	22.7

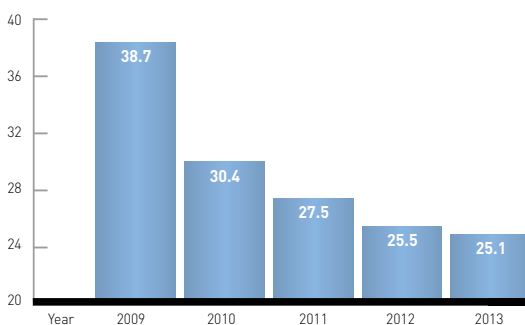


## TOTAL NATIONAL HUNT ENTRIES 2009 - 2013

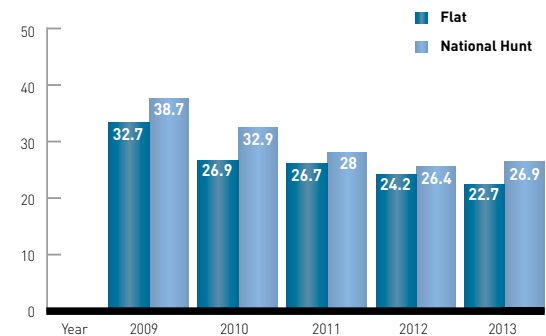
Year	Number of Races	Entries	Avg. No. Entries per race
2009	1,412	60,943	38.7
2010	1,388	45,721	32.9
2011	1,446	40,509	28
2012	1,432	37,793	26.4
2013	1,426	38,421	26.9



## AVERAGE NUMBER OF ENTRIES PER RACE 2009 - 2013



## AVERAGE NUMBER OF FLAT & NH ENTRIES PER RACE 2009 - 2013

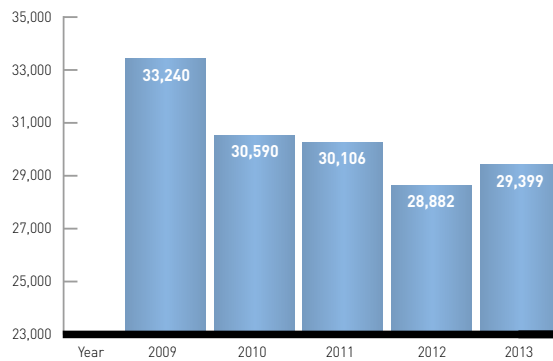


## ENTRIES BY RACE TYPE 2013

Race Type	No. of Races	Total Entries	Avg. No. Entries per race
Flat WFA	207	4,865	23.5
Flat Handicap	561	13,252	23.6
Flat Maiden	336	6,986	20.8
Hurdle WFA	167	2,682	16.1
Handicap Hurdle	330	11,058	33.5
Maiden Hurdle	306	9,478	31.0
S'chase WFA	102	1,530	15.0
H'cap S'chase	163	4,377	26.9
Beginners S'chase	136	3,216	23.6
Hunters S'chase	27	536	19.9
INH Flat Bumper	195	5,544	28.4
<b>Total</b>	<b>2,530</b>	<b>63,524</b>	<b>25.1</b>

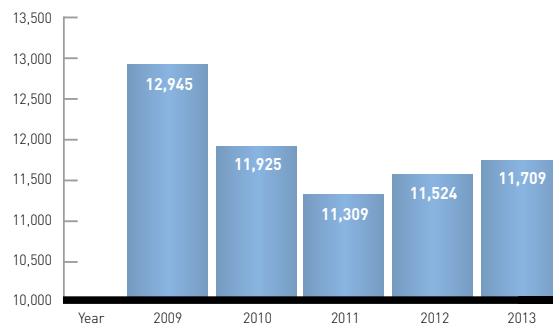
## NUMBER OF RUNNERS 2009 - 2013

Year	Races	Runners	Average Runners
2009	2,444	33,240	13.6
2010	2,381	30,590	12.8
2011	2,397	30,106	12.6
2012	2,516	28,882	11.5
2013	2,530	29,399	11.6



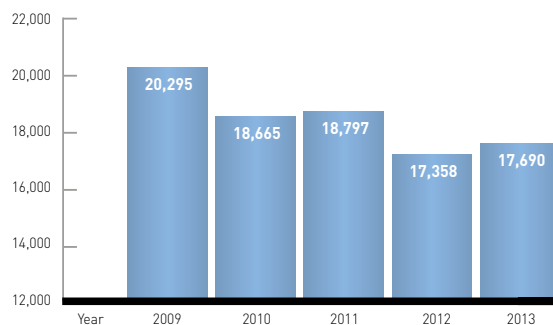
## TOTAL FLAT RUNNERS 2009 - 2013

Year	Races	Runners	Average Runners
2009	1,032	12,945	12.5
2010	993	11,925	12
2011	951	11,309	11.9
2012	1,084	11,524	10.6
2013	1,104	11,709	10.6

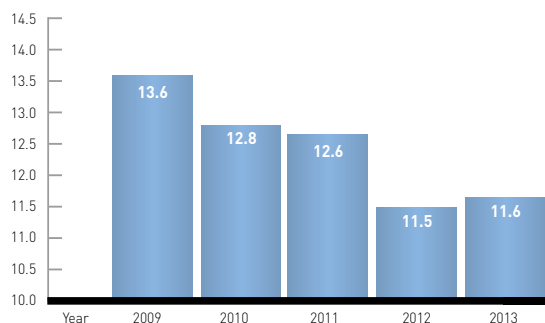


## TOTAL N.H. RUNNERS 2009 - 2013

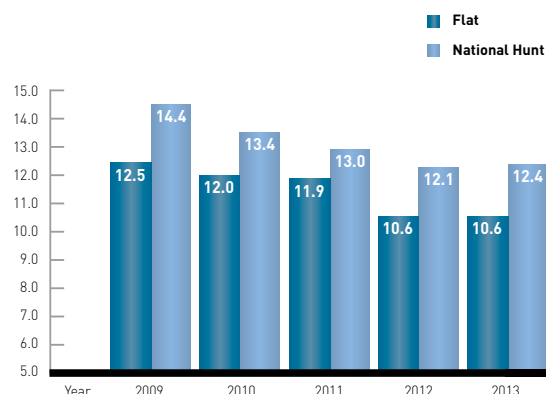
Year	Races	Runners	Average Runners
2009	1,412	20,295	14.4
2010	1,388	18,665	13.4
2011	1,446	18,797	13.0
2012	1,432	17,358	12.1
2013	1,426	17,690	12.4



### AVERAGE NUMBER OF RUNNERS PER RACE 2009 - 2013



### AVERAGE NUMBER OF FLAT AND NH RUNNERS PER RACE 2009 - 2013



### AVERAGE NUMBER OF ENTRIES PER RACE CATEGORY 2009 - 2013

	Flat	Hurdle	Chase	Bumper
2009	32.7	48.6	33.9	40.6
2010	26.9	37.2	26.1	30.8
2011	26.7	30.7	23.8	26.1
2012	24.2	28.5	22.6	26.0
2013	22.7	28.9	22.6	28.4

### AVERAGE NUMBER OF RUNNERS PER RACE CATEGORY 2009 - 2013

	Flat	Hurdle	Chase	Bumper
2009	12.5	15.1	13.1	14
2010	12	14.4	11.8	13.3
2011	11.9	13.8	11.6	12.6
2012	10.6	12.8	10.9	11.9
2013	10.6	13.1	10.8	13.1

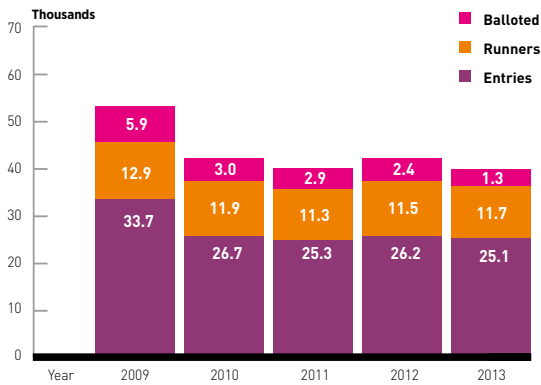
### RUNNERS / WINNERS / PLACINGS

	2009	2010	2011	2012	2013
Individual Runners	8,534	8,027	7,630	7,176	7,114
Number of Winners	1,782	1,726	1,703	1,749	1,796
% Winners	21%	22%	22%	24%	25%
Number of Placed	4,103	3,951	3,858	3,893	3,902
% Placed	48%	49%	51%	54%	55%

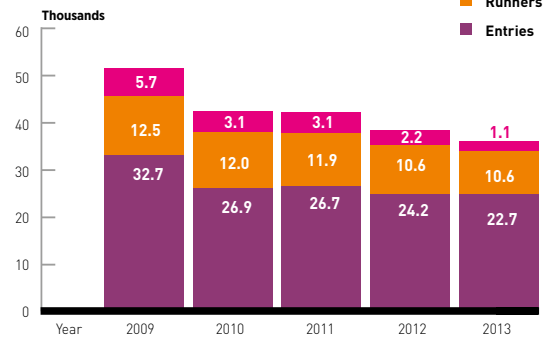
### FLAT RACE ANALYSIS 2009 - 2013

Year	Races	Entries (Avg)	Runners (Avg)	Balloted (Avg)
2009	1,032	33,730	12,945	5,851
2010	993	26,738	11,925	3,063
2011	951	25,349	11,309	2,903
2012	1,084	26,240	11,524	2,395
2013	1,104	25,103	11,709	1,268

**FLAT RUNNER ANALYSIS 2009 - 2013**



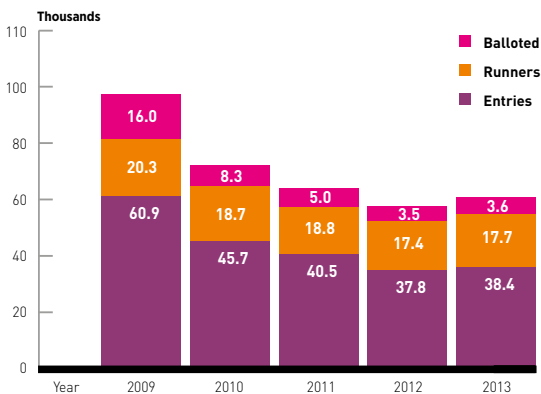
**FLAT RUNNER ANALYSIS (AVERAGE) PER RACE 2009 - 2013**



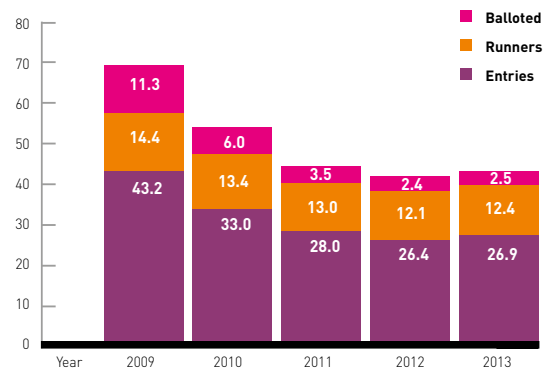
**NH RACE ANALYSIS 2009 - 2013**

Year	Races	Entries (Avg)	Runners (Avg)	Balloted (Avg)
2009	1,412	60,943	20,295	16,077
2010	1,388	45,721	18,665	8,268
2011	1,446	40,509	18,797	5,059
2012	1,432	37,793	17,358	3,485
2013	1,426	38,421	17,690	3,610

**NH RUNNER ANALYSIS 2009 - 2013**



**NH RUNNER ANALYSIS (AVERAGE) PER RACE 2009 - 2013**



**RUNNER ANALYSIS BY RACE TYPE 2009**

Flat	Type	Races	Entries (Average)	Runners (Average)	Balloted (Average)
	WFA	204	5,726	1,810	94
	H'cap	509	18,959	7,127	4,973
	M'dn	319	9,045	4,008	797
	<b>TOTAL</b>	<b>1,032</b>	<b>33,730</b>	<b>12,945</b>	<b>5,864</b>

N.H.	Type	Races	Entries (Average)	Runners (Average)	Balloted (Average)
	Hurdle	795	38,629	12,031	11,667
	Chase	407	13,779	5,316	2,774
	Bumper	218	8,535	2,984	1,639
	<b>TOTAL</b>	<b>1,420</b>	<b>60,943</b>	<b>20,295</b>	<b>16,080</b>

## RUNNER ANALYSIS BY RACE TYPE 2010

Flat	Type	Races	Entries	(Average)	Runners	(Average)	Balloted	(Average)
	WFA	195	4,918	25.2	1,649	8.5	32	0.2
	H'cap	484	14,430	29.8	6,636	13.7	2,638	5.5
	M'dn	314	7,390	23.5	3,640	11.6	393	1.3
	<b>TOTAL</b>	<b>993</b>	<b>26,738</b>	<b>26.9</b>	<b>11,925</b>	<b>12.0</b>	<b>3,063</b>	<b>3.1</b>

N.H.	Type	Races	Entries	(Average)	Runners	(Average)	Balloted	(Average)
	Hurdle	770	28,650	37.2	11,059	14.4	6,342	8.2
	Chase	414	10,789	26.1	4,886	11.8	1,197	2.9
	Bumper	204	6,282	30.8	2,720	13.3	729	3.6
	<b>TOTAL</b>	<b>1,388</b>	<b>45,721</b>	<b>33.9</b>	<b>18,665</b>	<b>13.4</b>	<b>8,268</b>	<b>6.0</b>

## RUNNER ANALYSIS BY RACE TYPE 2011

Flat	Type	Races	Entries	(Average)	Runners	(Average)	Balloted	(Average)
	WFA	191	5,049	26.4	1,582	8.3	47	0.2
	H'cap	465	13,118	28.2	6,189	13.3	2,424	5.2
	M'dn	295	7,182	24.3	3,538	12.0	432	1.5
	<b>Total</b>	<b>951</b>	<b>25,349</b>	<b>26.7</b>	<b>11,309</b>	<b>11.9</b>	<b>2,903</b>	<b>3.1</b>

N.H.	Type	Races	Entries	(Average)	Runners	(Average)	Balloted	(Average)
	Hurdle	815	25,044	30.7	10,741	13.2	3,657	4.5
	Chase	428	10,176	23.8	4,216	9.9	986	2.3
	Bumper	203	5,289	26.1	2,551	12.6	416	2.0
	<b>TOTAL</b>	<b>1,446</b>	<b>40,509</b>	<b>28.0</b>	<b>18,797</b>	<b>13.0</b>	<b>5,059</b>	<b>3.5</b>

## RUNNER ANALYSIS BY RACE TYPE 2012

Flat	Type	Races	Entries	(Average)	Runners	(Average)	Balloted	(Average)
	WFA	197	4,883	24.8	1,445	7.3	19	0.1
	H'cap	555	13,975	25.2	6,582	11.9	2,028	3.7
	M'dn	332	7,382	22.2	3,496	10.5	348	1.0
	<b>TOTAL</b>	<b>1,084</b>	<b>26,240</b>	<b>24.2</b>	<b>11,524</b>	<b>10.6</b>	<b>2,395</b>	<b>2.2</b>

N.H.	Type	Races	Entries	(Average)	Runners	(Average)	Balloted	(Average)
	Hurdle	809	23,028	28.5	10,353	12.8	2,555	3.2
	Chase	420	9,493	22.6	4,590	10.9	699	1.7
	Bumper	203	5,272	26.0	2,414	11.9	231	1.1
	<b>TOTAL</b>	<b>1,432</b>	<b>37,793</b>	<b>26.4</b>	<b>17,358</b>	<b>12.1</b>	<b>3,485</b>	<b>2.4</b>

## RUNNER ANALYSIS BY RACE TYPE 2013

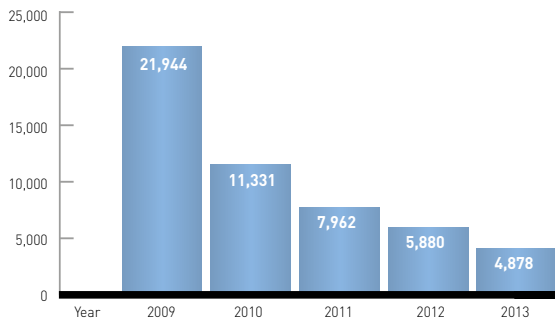
Flat	Type	Races	Entries	(Average)	Runners	(Average)	Balloted	(Average)
	WFA	207	4,865	23.5	1,565	7.6	9	0.0
	H'cap	561	13,252	23.6	6,706	12.0	1,168	2.1
	M'dn	336	6,986	20.8	3,438	10.2	91	0.3
	<b>TOTAL</b>	<b>1,104</b>	<b>25,103</b>	<b>22.7</b>	<b>11,709</b>	<b>10.6</b>	<b>1,268</b>	<b>1.1</b>

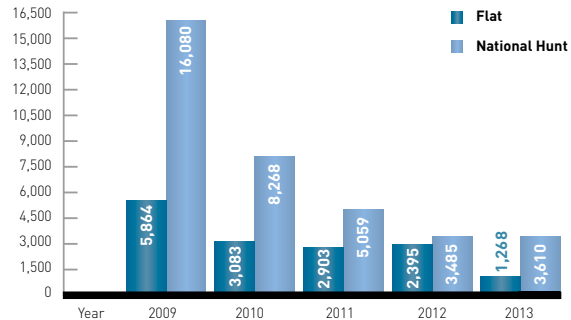
N.H.	Type	Races	Entries	(Average)	Runners	(Average)	Balloted	(Average)
	Hurdle	803	23,218	28.9	10,513	13.1	2,687	3.3
	Chase	428	9,659	22.6	4,630	10.8	542	1.3
	Bumper	195	5,544	28.4	2,547	13.1	381	2.0
	<b>TOTAL</b>	<b>1,426</b>	<b>38,421</b>	<b>26.9</b>	<b>17,690</b>	<b>12.4</b>	<b>3,610</b>	<b>2.5</b>

# BALLOTING 2013

## BALLOTING 2009 - 2013



## FLAT & N.H. BALLOTING 2009 - 2013



## TOTAL NUMBER OF BALLOTS PER RACE CATEGORY 2009 - 2013

	2009	2010	2011	2012	2013
Flat WFA	94	32	47	19	9
Flat H'Cap	4,961	2,663	2,424	2,028	1,168
Flat M'dn	796	393	432	348	91
Hurdle WFA	111	13	4	3	0
H'cap Hurdle	4,776	3,186	1,903	1,562	1,584
M'dn Hurdle	6,777	3,143	1,750	990	1,103
S'chase WFA	6	0	0	1	0
H'cap S'chase	794	464	438	298	390
Beginners S'chase	1,863	682	506	370	124
Hunters S'chase	111	51	42	30	28
INH Flat Race	1,639	729	416	231	381
<b>Total</b>	<b>21,928</b>	<b>11,356</b>	<b>7,962</b>	<b>5,880</b>	<b>4,878</b>

## AVERAGE NUMBER OF BALLOTS PER RACE CATEGORY 2009 - 2013

	2009	2010	2011	2012	2013
Flat WFA	0.4	0.2	0.2	0.1	0
Flat H'cap	22.7	5.5	5.2	3.7	2.1
Flat M'dn	3.6	1.3	1.5	1.0	0.3
Hurdle WFA	0.5	0.1	0.02	0	0
H'cap Hurdle	21.8	10.9	6.0	4.9	4.8
M'dn Hurdle	30.9	10.5	5.5	3.1	3.6
S'chase WFA	0	0	0	0	0
H'cap S'chase	3.6	3	2.8	1.9	2.4
Beginners S'chase	8.5	5.3	3.7	2.7	0.9
Hunters S'chase	0.5	2.3	1.7	1.3	1.0
INH Flat Race	7.5	3.6	2.0	1.1	2.0



### % OF ENTERED HORSES BALLOTTED OUT BY RACE CATEGORY 2009 - 2013

	2009	2010	2011	2012	2013
Flat WFA	1.6	0.7	0.9	0.4	0.2
Flat H'cap	26.2	18.5	18.5	14.5	8.8
Flat M'dn	8.8	5.3	6	4.7	1.3
Hurdle WFA	2.7	0.4	0.1	0.1	0
H'cap Hurdle	29.5	25.5	16.9	14.8	14.3
M'dn Hurdle	36.9	24.4	16.1	10.4	11.6
S'chase WFA	0.3	0	0	0.1	0
H'cap S'chase	15.9	11.1	10.5	7.6	8.9
Beginners S'chase	30.1	15.7	12.9	10.5	3.9
Hunters S'chase	16.6	8.6	7.4	5.6	5.2
INH Flat Race	19.2	11.6	7.9	4.4	6.9



# PRIZE-MONEY 2013

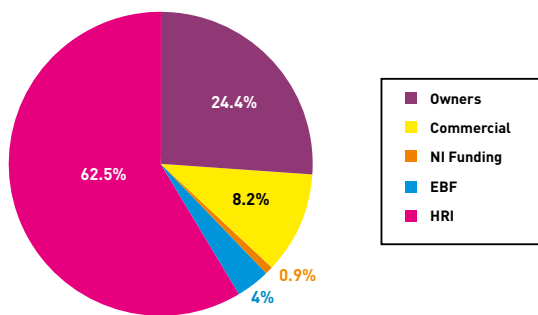
## PRIZE-MONEY VALUES 2009-2013

Year	FLAT €'000	N.H. €'000	TOTAL €'000	% +/-
2009	28,315	24,573	52,888	-14.2%
2010	22,835	23,178	46,013	-13.0%
2011	21,263	23,133	44,396	-3.5%
2012	21,982	22,889	44,871	1.1%
2013	22,882	23,104	45,986	2.5%

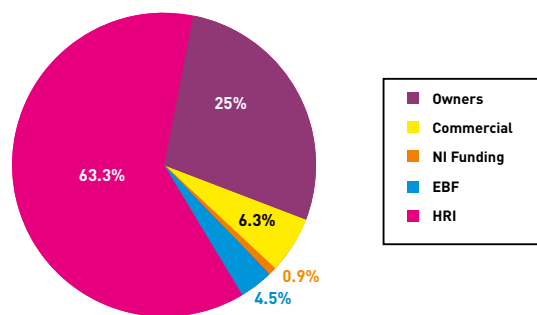
These figures exclude point-to-point prize-money



## SOURCE OF PRIZE-MONEY 2012



## SOURCE OF PRIZE-MONEY 2013



## SOURCES OF PRIZE-MONEY 2009 - 2013

Year	Owners €'000	Commercial €'000	NI Funding €'000	EBF €'000	HRI €'000	Total €'000
2009	14,664	5,603	376	1,969	30,277	52,889
2010	12,321	3,024	399	1,942	28,327	46,013
2011	11,132	2,813	403	1,995	28,054	44,396
2012	10,957	3,665	414	1,786	28,049	44,871
2013	11,269	3,723	509	1,573	28,912	45,986



## PRIZE-MONEY CONTRIBUTIONS (€) BY RACECOURSE 2013

Venue	Meetings	Races	Owners €	Sponsors €	N.I. Funding €	EBF €	HRI €	Prize-money €
BALLINROBE	9	66	135,427	24,200	0	14,000	430,073	603,700
BELLEWSTOWN	5	38	86,299	21,500	0	14,500	271,676	393,975
CLONMEL	12	85	165,916	19,500	0	25,500	653,044	863,960
CORK	18	129	387,740	47,150	0	90,000	1,442,260	1,967,150
CURRAGH	19	142	3,389,050	596,000	0	247,000	3,888,900	8,120,950
DOWN ROYAL	11	77	211,672	21,000	334,222	45,500	533,606	1,146,000
DOWNPATRICK	10	70	102,729	5,500	175,000	22,500	276,771	582,500
DUNDALK	37	283	439,188	1,022,088	0	139,500	1,387,974	2,988,750
FAIRYHOUSE	20	142	640,673	154,400	0	92,500	1,840,127	2,727,700
GALWAY	12	87	531,339	404,500	0	67,000	1,189,661	2,192,500
GOWRAN PARK	16	116	333,735	36,750	0	75,000	1,161,160	1,606,645
KILBEGGAN	8	56	122,746	28,250	0	10,500	412,754	574,250
KILLARNEY	11	79	206,410	42,200	0	33,000	706,690	988,300
LAYTOWN	1	6	8,968	2,000	0	0	38,032	49,000
LEOPARDSTOWN	23	165	1,391,326	430,500	0	159,000	3,923,649	5,904,475
LIMERICK	19	137	355,520	43,250	0	51,000	1,354,645	1,804,415
LISTOWEL	9	68	268,698	183,400	0	29,500	744,502	1,226,100
NAAS	14	103	347,076	71,000	0	138,500	1,396,649	1,953,225
NAVAN	17	120	363,688	33,500	0	128,000	1,458,862	1,984,050
PUNCHESTOWN	17	123	853,733	342,750	0	34,500	2,346,342	3,577,325
ROSCOMMON	9	66	159,792	22,900	0	44,000	486,408	713,100
SLIGO	8	58	103,007	30,800	0	24,000	408,294	566,100
THURLES	11	78	164,213	33,900	0	38,000	645,037	881,150
TIPPERARY	11	78	228,237	61,250	0	31,000	826,299	1,146,785
WATERFORD & TRAMORE	11	77	122,088	27,500	0	9,000	531,412	690,000
WEXFORD	11	81	149,860	17,400	0	10,000	556,940	734,200
<b>TOTAL</b>	<b>349</b>	<b>2,530</b>	<b>11,269,129</b>	<b>3,723,188</b>	<b>509,222</b>	<b>1,573,000</b>	<b>28,911,766</b>	<b>45,986,305</b>

## PRIZE-MONEY CONTRIBUTIONS (%) BY RACECOURSE 2013

Venue	Meetings	Races	Owners	Sponsors	N.I. Funding	EBF	HRI	Prize-money €
BALLINROBE	9	66	22.4%	4.0%	0.0%	2.3%	71.2%	603,700
BELLEWSTOWN	5	38	21.9%	5.5%	0.0%	3.7%	69.0%	393,975
CLONMEL	12	85	19.2%	2.3%	0.0%	3.0%	75.6%	863,960
CORK	18	129	19.7%	2.4%	0.0%	4.6%	73.3%	1,967,150
CURRAGH	19	142	41.7%	7.3%	0.0%	3.0%	47.9%	8,120,950
DOWN ROYAL	11	77	18.5%	1.8%	29.2%	4.0%	46.6%	1,146,000
DOWNPATRICK	10	70	17.6%	0.9%	30.0%	3.9%	47.5%	582,500
DUNDALK	37	283	14.7%	34.2%	0.0%	4.7%	46.4%	2,988,750
FAIRYHOUSE	20	142	23.5%	5.7%	0.0%	3.4%	67.5%	2,727,700
GALWAY	12	87	24.2%	18.4%	0.0%	3.1%	54.3%	2,192,500
GOWRAN PARK	16	116	20.8%	2.3%	0.0%	4.7%	72.3%	1,606,645
KILBEGGAN	8	56	21.4%	4.9%	0.0%	1.8%	71.9%	574,250
KILLARNEY	11	79	20.9%	4.3%	0.0%	3.3%	71.5%	988,300
LAYTOWN	1	6	18.3%	4.1%	0.0%	0.0%	77.6%	49,000
LEOPARDSTOWN	23	165	23.6%	7.3%	0.0%	2.7%	66.5%	5,904,475
LIMERICK	19	137	19.7%	2.4%	0.0%	2.8%	75.1%	1,804,415
LISTOWEL	9	68	21.9%	15.0%	0.0%	2.4%	60.7%	1,226,100
NAAS	14	103	17.8%	3.6%	0.0%	7.1%	71.5%	1,953,225
NAVAN	17	120	18.3%	1.7%	0.0%	6.5%	73.5%	1,984,050
PUNCHESTOWN	17	123	23.9%	9.6%	0.0%	1.0%	65.6%	3,577,325
ROSCOMMON	9	66	22.4%	3.2%	0.0%	6.2%	68.2%	713,100
SLIGO	8	58	18.2%	5.4%	0.0%	4.2%	72.1%	566,100
THURLES	11	78	18.6%	3.8%	0.0%	4.3%	73.2%	881,150
TIPPERARY	11	78	19.9%	5.3%	0.0%	2.7%	72.1%	1,146,785
WATERFORD & TRAMORE	11	77	17.7%	4.0%	0.0%	1.3%	77.0%	690,000
WEXFORD	11	81	20.4%	2.4%	0.0%	1.4%	75.9%	734,200
<b>TOTAL</b>	<b>349</b>	<b>2,530</b>	<b>24.5%</b>	<b>8.1%</b>	<b>1.1%</b>	<b>3.4%</b>	<b>62.9%</b>	<b>45,986,305</b>

## PRIZE-MONEY WON BY FOREIGN-TRAINED HORSES IN IRELAND 2009 - 2013

Year	Runs	Wins	Win (€) Prize-money	Place (€) Prize-money	Total
2009	177	32	3,969,490	1,324,390	5,293,880
2010	228	30	1,777,250	945,390	2,722,640
2011	255	36	1,505,125	813,710	2,318,835
2012	185	21	1,774,175	733,540	2,507,715
2013	188	25	2,184,490	837,455	3,021,945

## % OF PRIZE-MONEY WON BY FOREIGN-TRAINED HORSES

Year	Won	% of Total Irish Prize-money
2009	5,293,880	10%
2010	2,722,640	5.9%
2011	2,318,835	5.2%
2012	2,507,715	5.6%
2013	3,021,945	6.7%

**PRIZE-MONEY WON IN UK BY IRISH-TRAINED HORSES**

	<b>Runs</b>	<b>Wins</b>	<b>Win Prize-money (£)</b>	<b>Place Prize-money (£)</b>	<b>Total</b>
2009	1,935	226	5,389,541	2,730,525	8,120,066
2010	1,265	131	3,071,938	2,803,864	5,875,803
2011	1309	173	3,486,212	2,813,997	6,300,209
2012	1043	121	4,562,360	2,381,386	6,943,746
2013	1124	143	5,923,873	3,668,307	9,592,180

**PRIZE-MONEY WON ABROAD BY IRISH-TRAINED HORSES (EXCLUDING UK)**

	<b>Runs</b>	<b>Wins</b>	<b>Win Prize-money (€)</b>	<b>Place Prize-money (€)</b>	<b>Total</b>
2009	115	7	2,883,243	1,126,946	4,010,189
2010	77	5	1,315,048	524,499	1,839,547
2011	119	10	3,192,551	2,506,224	5,698,775
2012	139	10	2,757,967	2,813,056	5,571,023
2013	154	10	5,459,003	2,852,358	8,311,361

**PRIZE-MONEY WON IN UK BY IRISH-TRAINED FLAT HORSES**

	<b>Runs</b>	<b>Wins</b>	<b>Win Prize-money (£)</b>	<b>Place Prize-money (£)</b>	<b>Total</b>
2010	450	45	2,093,904	1,835,979	3,929,883
2011	479	62	2,127,387	1,860,126	3,987,513
2012	362	54	3,921,379	1,425,250	5,346,629
2013	416	55	4,374,738	2,634,418	7,009,156

**PRIZE-MONEY WON IN UK BY IRISH-TRAINED NATIONAL HUNT HORSES**

	<b>Runs</b>	<b>Wins</b>	<b>Win Prize-money (£)</b>	<b>Place Prize-money (£)</b>	<b>Total</b>
2010	815	86	978,034	967,884	1,945,918
2011	830	111	1,358,824	953,871	2,312,695
2012	681	67	640,980	956,135	1,597,115
2013	708	88	1,549,134	1,033,888	2,583,022

## PERCENTAGE OF SPONSORED RACES BY RACECOURSE 2013

Venue	Meetings	Races	Commercially Sponsored	EBF Sponsored	EBF & Com. Sponsored	Total Sponsored	% Sponsored	Sponsor	EBF	HRI	Sponsorship Variance (€) 2012/2013
BALLINROBE	9	66	37	5	0	42	63.6%	24,200	14,000	430,073	2,900
BELLEWSTOWN	5	38	31	4	0	35	92.1%	21,500	14,500	271,676	6,000
CLONMEL	12	85	15	7	0	22	25.9%	19,500	25,500	653,044	100
CORK	18	129	26	15	3	44	34.1%	47,150	90,000	1,442,260	-3,500
CURRAGH	19	142	78	23	20	121	85.2%	596,000	247,000	3,888,900	19,000
DOWN ROYAL	11	77	6	10	1	17	22.1%	21,000	45,500	533,606	0
DOWNPATRICK	10	70	1	6	1	8	11.4%	5,500	22,500	276,771	0
DUNDALK	37	283	141	34	1	176	62.2%	1,022,088	139,500	1,387,974	-62,708
FAIRYHOUSE	20	142	24	13	0	37	26.1%	154,400	92,500	1,840,127	-8,500
GALWAY	12	87	62	7	7	76	87.4%	404,500	67,000	1,189,661	-3,000
GOWRAN PARK	16	116	30	15	1	46	39.7%	36,750	75,000	1,161,160	3,800
KILBEGAN	8	56	21	4	0	25	44.6%	28,250	10,500	412,754	-2,500
KILLARNEY	11	79	55	10	0	65	82.3%	42,200	33,000	706,690	6,200
LAYTOWN	1	6	4	0	0	4	66.7%	2,000	0	38,032	0
LEOPARDSTOWN	23	165	53	30	2	85	51.5%	430,500	159,000	3,923,649	5,000
LIMERICK	19	137	39	11	4	54	39.4%	43,250	51,000	1,354,645	-8,200
LISTOWEL	9	68	48	6	1	55	80.9%	183,400	29,500	744,502	-9,100
NAAS	14	103	19	16	6	41	39.8%	71,000	138,500	1,396,649	9,000
NAVAN	17	120	13	22	4	39	32.5%	33,500	128,000	1,458,862	15,500
PUNCHESTOWN	17	123	52	2	2	56	45.5%	342,750	34,500	2,346,342	59,000
ROSCOMMON	9	66	26	13	0	39	59.1%	22,900	44,000	486,408	3,700
SLIGO	8	58	31	7	0	38	65.5%	30,800	24,000	408,294	13,150
THURLES	11	78	14	7	2	23	29.5%	33,900	38,000	645,037	-4,200
TIPPERARY	11	78	25	8	2	35	44.9%	61,250	31,000	826,299	8,000
WATERFORD & TRAMORE	11	77	25	3	1	29	37.7%	27,500	9,000	531,412	5,000
WEXFORD	11	81	18	5	0	23	28.4%	17,400	10,000	556,940	3,600
<b>TOTAL</b>	<b>349</b>	<b>2,530</b>	<b>894</b>	<b>283</b>	<b>58</b>	<b>1,235</b>	<b>48.8%</b>	<b>3,723,188</b>	<b>1,573,000</b>	<b>28,911,766</b>	<b>58,242</b>

## RACE SPONSORSHIP 2013 BY INDUSTRY SECTOR

Sector	2013 Value	%
Agricultural	6,000	0.2%
Animal Feed Companies	67,500	1.8%
Bloodstock Sales & Admin	107,750	2.9%
Bookmakers/Betting Exchanges	590,100	15.8%
Breweries/Publicans	371,000	10.0%
Construction Industry	34,500	0.9%
Financial Institutions	72,500	1.9%
Food/Dairy Industry	55,100	1.5%
High Tech Manufacturers	4,250	0.1%
Hotels	60,500	1.6%
Individuals	67,000	1.8%
Insurance Companies	32,500	0.9%
Manufacturing Industry	8,500	0.2%
Media	736,438	19.8%
Motor/Petroleum	81,750	2.2%
Other	136,550	3.7%
Professionals	59,500	1.6%
Racecourses & Their Supporters	480,000	12.9%
Restaurants	2,500	0.1%
Retail	30,250	0.8%
Stud Farms	501,000	13.5%
Transport/Travel Industry	193,500	5.2%
Utilities	24,500	0.7%
<b>TOTAL</b>	<b>3,723,188</b>	



# TRAINERS, RIDERS & STAFF 2013

## NUMBER OF TRAINERS/RESTRICTED LICENCE HOLDERS 2009 - 2013

	Public Trainers*	Restricted Licence Holders*
2009	425	349
2010	414	324
2011	406	301
2012	394	310
2013	380	289

## STABLE STAFF EMPLOYEE NUMBERS 2009-2013

	Full-Time	Part-Time	Total
2009	1729	1764	3493
2010	1651	1720	3371
2011	1548	1687	3235
2012	1579	1680	3259
2013	1530	1651	3181

## NUMBER OF RIDER LICENCE HOLDERS 2009 - 2013

	Flat Jockeys*	N.H. Jockeys*	Apprentices*	Qualified Riders**
2009	64	137	55	554
2010	62	121	53	539
2011	56	122	55	510
2012	53	109	54	471
2013	51	117	39	412

\*Figure calculated 31st December 2013

\*\*Note Qualified Riders Licensing year from 1st September 2013 to 31st August 2014. Figure calculated 30th June 2013



## LEADING HORSES 2013

## LEADING IRISH FLAT HORSES BY PRIZE-MONEY WON IN IRELAND 2013

Horse	Wins	Runs	Places	Prize-Money (€)
Trading Leather (IRE)	2	4	2	€870,220
The Fugue (GB)	1	1	0	€442,500
Al Kazeem (GB)	1	2	1	€282,300
Galileo Rock (IRE)	0	1	1	€250,000
Chicquita (IRE)	1	1	0	€236,000
Sudirman (USA)	3	6	2	€231,950
Just The Judge (IRE)	1	1	0	€177,000
Magician (IRE)	1	1	0	€177,000
Venus De Milo (IRE)	3	4	1	€171,150
La Collina (IRE)	1	6	3	€169,500

## LEADING IRISH N.H. HORSES BY PRIZE-MONEY WON IN IRELAND 2012/2013

Horse	Wins	Runs	Places	Prize-Money (€)
Hurricane Fly (IRE)	4	4	0	€299,000
Rebel Fitz (FR)	3	6	2	€234,870
Sir Des Champs (FR)	2	4	2	€207,100
Sizing Europe (IRE)	4	5	1	€187,840
Jezki (IRE)	5	5	0	€177,850
Arvika Ligeonniere (FR)	4	5	0	€177,000
Liberty Counsel (IRE)	3	11	4	€166,530
Bob Lingo (IRE)	2	10	3	€143,330
Glens Melody	6	9	3	€140,000
Baily Green (IRE)	7	10	3	€131,910

## LEADING IRISH FLAT HORSES BY NUMBER OF WINS IN IRELAND 2013

Horse	Wins	Runs	Places	Prize-Money (€)
Fiesolana (IRE)	4	7	1	€164,625
Pearl Of Africa (IRE)	4	7	3	€82,510
Mekong River (IRE)	4	4	0	€66,850
Sassaway (IRE)	4	12	6	€42,600
Castle Guest (IRE)	4	8	2	€37,315
Greek Canyon (IRE)	4	8	1	€31,300
Sudirman (USA)	3	6	2	€231,950
Venus De Milo (IRE)	3	4	1	€171,150
Belle De Crecy (IRE)	3	7	4	€101,575
Sruthan (IRE)	3	6	1	€85,300


## LEADING IRISH N.H. HORSES BY NUMBER OF WINS IN IRELAND 2012/2013

Horse	Wins	Runs	Places	Prize-Money (€)
Baily Green (IRE)	7	10	3	€131,910
Annie Power (IRE)	7	7	0	€122,840
Glens Melody (IRE)	6	9	0	€140,000
Roi Du Mee (FR)	6	8	1	€129,450
Jezki (IRE)	5	5	0	€177,850
Zuzka (IRE)	5	13	6	€83,600
Top Madam (IRE)	5	12	7	€68,055
Hurricane Fly (IRE)	4	4	0	€299,000
Sizing Europe (IRE)	4	5	1	€187,840
Arvika Ligeonniere (FR)	4	5	0	€177,000

## OPPOSITE PAGE:

- |                    |                   |                    |                        |
|--------------------|-------------------|--------------------|------------------------|
| 1. Trading Leather | 6. Sudirman       | 11. Hurricane Fly  | 16. Arvika Ligeonniere |
| 2. The Fugue       | 7. Just The Judge | 12. Rebel Fitz     | 17. Liberty Counsel    |
| 3. Al Kazeem       | 8. Magician       | 13. Sir Des Champs | 18. Bob Lingo          |
| 4. Galileo Rock    | 9. Venus De Milo  | 14. Sizing Europe  | 19. Glens Melody       |
| 5. Chicquita       | 10. La Collina    | 15. Jezki          | 20. Baily Green        |





## EXPORTS 2013

### 2013 EXPORTS OF IRISH FOALED HORSES

Country	Foals	Yearlings	2yo	3yo	4yo	5yo	5yo +	Total
Australia		4		3	2			9
Bahrain				3				3
Belgium	1					1		2
Bulgaria		1						1
Chile				1				1
China					1			1
Czech Republic	1	5	1		1		1	9
Denmark		3	1		1			5
France	258	88	70	12	5	5	7	445
Germany	43	16	7	2	1	1	4	74
Great Britain	7	918	1,476	279	462	388	382	3,912
Hong Kong			5	3				8
Hungary		1						1
India							5	5
Italy	35	49	27	2			2	115
Japan		11	2			1		14
Kazakhstan				1				1
Kingdom of Saudi Arabia		1	1				2	4
Libya			2		1		1	4
Macau			1					1
Malaysia			5	1				6
New Zealand			1					1
Norway	1		7	1				9
Pakistan							1	1
Poland		27	6					33
Qatar			8	5				13
Russia	6	1	5					12
Singapore			3		1			4
Slovakia		5	1					6
South Africa	1	1						2
Spain	10	5	4		1			20
Sweden	5	5	13				1	24
Switzerland		4	7	1	1		1	14
Turkey							2	2
United Arab Emirates		16	1	3	1			21
USA	21	14	7	5	7	4	3	61
<b>Grand Total</b>	<b>389</b>	<b>1,175</b>	<b>1,661</b>	<b>322</b>	<b>485</b>	<b>400</b>	<b>412</b>	<b>4,844</b>

## IRISH FOALED EXPORTED HORSES SOLD THROUGH AUCTION 2013

Country	FOAL		YEARLING		2YO		3YO		4YO		5YO		5YO +		TOTAL				
	Colt	Filly	Colt	Filly	Gelding	Colt	Filly	Gelding	Colt	Filly	Gelding	Colt	Filly	Gelding		Colt	Filly	Gelding	
Argentina																		6	
Australia			2	1			6											6	
Austria						1												1	
Bahrain						1												4	
Belgium		1																1	
Bulgaria				1														1	
Chile								1										1	
Czech Republic			4	2		8	16	3		3	2							40	
Denmark			2	1		3				1								7	
France	16	8	44	53	1	72	80	3		3								282	
Germany	2		3	10		9	16											43	
Great Britain			428	340	17	368	502	3	33	141	34	236	1	25	141	16	103	2,679	
Greece						3		3	2									5	
Hong Kong						1												6	
Hungary				1														1	
India																		5	
Italy	1	2	27	45		100	78	1	1							5	2	258	
Japan			4	1		4	3											12	
Kazakhstan																		1	
Kingdom of Saudi Arabia				1			1											1	
Macau																		3	
Malaysia						2												1	
New Zealand						7	4											3	
Norway																		1	
Norway									1									12	
Pakistan																		1	
Poland			17	10		7	8											42	
Qatar						4	3	1	2	2								12	
Russia						8	10		1									19	
Singapore						1	1											3	
Slovakia				4		2	4											11	
South Africa																		2	
Spain			3	2		14	7											28	
Sweden	2		3	8		12	8											34	
Switzerland			3			8	3		1									15	
Turkey																		2	
United Arab Emirates			2			1												6	
USA	2	4	3	5		1	8	1	1	1	3							31	
<b>Grand Total</b>	<b>23</b>	<b>15</b>	<b>546</b>	<b>485</b>	<b>18</b>	<b>634</b>	<b>761</b>	<b>300</b>	<b>15</b>	<b>48</b>	<b>148</b>	<b>2</b>	<b>43</b>	<b>241</b>	<b>1</b>	<b>30</b>	<b>141</b>	<b>107</b>	<b>3,585</b>

## VALUE IN € OF IRISH FOALED EXPORTED HORSES SOLD THROUGH AUCTION 2013

Country	FOAL		YEARLING		2YO		3YO		4YO		5YO		5YO +		TOTAL		
	Colt	Filly	Colt	Filly	Colt	Gelding	Colt	Filly	Gelding	Colt	Filly	Gelding	Colt	Filly		Gelding	
Argentina					491,000										491,000		
Australia			294,462	52,920			271,216								642,598		
Austria															23,000		
Bahrain		5,000			230,000		5,812								313,526		
Belgium															5,000		
Bulgaria				2,066											2,066		
Chile							47,880								47,880		
Czech Republic			34,941	15,800	144,000	73,800	8,500					800			361,666		
Denmark			92,237	85,000	24,300										202,570		
France	620,000	222,745	4,851,235	13,112,144	5,401,900	6,481,605	53,000		102,640		40,000			10,000	30,908,289		
Germany	66,000		48,000	277,975	227,416	910,092			3,800		1,200			92,988	1,627,071		
Great Britain			38,058,482	24,780,766	31,143,792	27,321,707	109,941	736,662	3,994,044	537,051	428,745	4,952,860	1,561,974	249,035	155,040,655		
Greece							6,000	4,000							10,000		
Hong Kong					26,000										728,965		
Hungary				9,000											9,000		
India														35,500	35,500		
Italy	14,000	7,500	399,263	608,527	1,168,820	652,514		1,500							2,893,415		
Japan			333,216	206,640	1,493,648	718,200									2,751,704		
Kazakhstan							24,000								24,000		
Kingdom of Saudi Arabia														116,235	135,535		
Macau				1,300		18,000									5,000		
Malaysia					21,000										22,500		
New Zealand					25,200										25,200		
Norway					248,342	11,170		16,000							275,512		
Pakistan														3,150	3,150		
Poland			467,000	114,000	73,800	127,500									782,300		
Qatar					87,717	72,658									464,337		
Russia					131,200	228,000		2,500							361,700		
Singapore					170,100	24,000									228,120		
Slovakia					13,800	11,760									64,610		
South Africa			15,500	23,550											315,000		
Spain			74,830	33,000	404,910	89,800									632,140		
Sweden	6,200		47,309	97,409	259,806	195,700									620,631		
Switzerland			74,500		119,500	45,000									240,162		
Turkey														22,000	22,000		
United Arab Emirates			42,328		9,041										86,383		
USA	489,034	958,006	762,147	931,785	41,328	1,151,541	43,911	4,500						564,500	5,011,672		
<b>Grand Total</b>	<b>1,195,234</b>	<b>1,193,251</b>	<b>45,595,450</b>	<b>40,351,482</b>	<b>41,463,420</b>	<b>38,964,247</b>	<b>747,004</b>	<b>884,062</b>	<b>4,148,374</b>	<b>20,590</b>	<b>695,544</b>	<b>8,120,502</b>	<b>6,765</b>	<b>1,035,245</b>	<b>4,952,860</b>	<b>1,599,181</b>	<b>205,413,957</b>

# CLASSIFICATIONS 2013

## HIGHEST-RATED IRISH HORSE 2009-2013

Year	Male	Rating	Female	Rating
2009	Sea The Stars (IRE)	136	Chinese White (IRE) & Profound Beauty (IRE)	113
2010	Cape Blanco (IRE) & Rip Van Winkle (IRE)	126	Lillie Langtry (IRE)	117
2011	So You Think (NZ)	126	Misty For Me (IRE)	120
2012	Excelebration (IRE)	130	Snow Fairy (GB)	124
2013	Dawn Approach (IRE), Magician (IRE) Declaration Of War (USA) & St Nicholas Abbey (IRE)	124	The Fugue (GB)	123

## HIGHEST-RATED IRISH TWO-YEAR-OLDS 2009-2013

Year	Male	Rating	Female	Rating
2009	St Nicholas Abbey (IRE)	124	Termagant (IRE)	110
2010	Pathfork (USA)	120	Misty For Me (IRE)	113
2011	Camelot (GB)	119	Maybe (IRE)	116
2012	Dawn Approach (IRE)	124	Sky Lantern (IRE) & Viztoria (IRE)	111
2013	Toormore (IRE)	122	Rizeena (IRE)	113

## IRISH CLASSIFICATIONS - THREE-YEAR-OLDS BY DISTANCE 2009-2013 SPRINT (5F - 6F)

Year	Male	Rating	Female	Rating
2009	Rayeni (IRE)	109	Maoineach (USA)	105
2010	Starspangledbanner (AUS)	121	Bewitched (IRE)	111
2011	Le Chevalier Choisi & Move In Time (GB)	102	Rose Bonheur (IRE)	106
2012	Slade Power (IRE)	109	Fire Lily (IRE)	110
2013	Dutch Masterpiece (GB)	111	Scream Blue Murder (IRE) & Viztoria (IRE)	104

## IRISH CLASSIFICATIONS - THREE-YEAR-OLDS BY DISTANCE 2009-2013 MILE (7F - 9F)

Year	Male	Rating	Female	Rating
2009	Rayeni (IRE)	109	Maoineach (USA)	105
2010	Canford Cliffs (IRE)	122	Lillie Langtry (IRE)	117
2011	Zoffany (IRE)	118	Together (IRE)	118
2012	Camelot (GB)	119	Homecoming Queen (IRE)	116
2013	Dawn Approach (IRE)	124	Scintillula (IRE)	112

## IRISH CLASSIFICATIONS - THREE-YEAR-OLDS BY DISTANCE 2009 - 2013 INTERMEDIATE (9.5F - 10.5F)

Year	Male	Rating	Female	Rating
2009	Sea The Stars (IRE)	136	Roman Empress (IRE)	109
2010	Cape Blanco (IRE)	126	Akdarena (GB)	112
2011	Treasure Beach (GB)	116	Misty For Me (IRE)	120
2012	Speaking Of Which (IRE)	115	Up (IRE)	112
2013	Ruler Of The World (IRE)	122	Alive Alive Oh (GB) & Hot Snap (GB)	107

**IRISH CLASSIFICATIONS - THREE-YEAR-OLDS BY DISTANCE 2009 - 2013 LONG (11F - 13F)**

Year	Male	Rating	Female	Rating
2009	Sea The Stars (IRE)	136	Sariska (GB)	120
2010	Cape Blanco (IRE)	119	Snow Fairy (IRE)	116
2011	Treasure Beach (GB)	120	Misty For Me (IRE)	116
2012	Camelot (GB)	124	Great Heavens (GB) & Princess Highway (USA)	117
2013	Magician (IRE)	124	Chicquita (IRE)	115

**IRISH CLASSIFICATIONS - THREE-YEAR-OLDS BY DISTANCE 2009 - 2013 EXTENDED (14F+)**

Year	Male	Rating	Female	Rating
2009	Changingoftheguard (IRE)	112	Aliyfa (IRE)	104
2010	Midas Touch (GB)	117	What A Charm (IRE)	105
2011	Saddler's Rock (IRE)	115	Kalabaya (IRE)	102
2012	Camelot (GB)	118	Voleuse De Coeurs (IRE)	109
2013	Leading Light (IRE)	118		

**IRISH CLASSIFICATIONS - FOUR-YEAR-OLDS AND UP BY DISTANCE '09 -'13 SPRINT (5-6F)**

Year	Male	Rating	Female	Rating
2009	Utmost Respect (GB)	115	Lesson In Humility (IRE)	105
2010	Starspangledbanner (AUS)	121	Gilt Edge Girl (GB)	105
2011	Deacon Blues (GB)	120	Invincible Ash (IRE)	111
2012	Gordon Lord Byron (IRE) & Sole Power (GB)	115	Invincible Ash (IRE)	109
2013	Gordon Lord Byron (IRE)	118	Sea Siren (AUS)	113

**IRISH CLASSIFICATIONS - FOUR-YEAR-OLDS AND UP BY DISTANCE 2009-2013 EXTENDED (14F+)**

Year	Male	Rating	Female	Rating
2009	Famous Name (GB)	117	Chinese White (IRE)	111
2010	Rip Van Winkle (IRE)	125	Spacious (GB)	114
2011	Cityscape (GB)	117	Emulous (GB)	116
2012	Excelebration (IRE)	130	Chachamaidee (IRE)	113
2013	Declaration Of War (USA)	121	Dank (GB) & Fiesolana (IRE)	114

**IRISH CLASSIFICATIONS - FOUR-YEAR-OLDS AND UP BY DISTANCE '09 -'13 INTERMEDIATE (9.5 - 10.5F)**

Year	Male	Rating	Female	Rating
2009	Casual Conquest (IRE)	121	Chinese White (IRE)	113
2010	Rip Van Winkle (IRE)	126	Chinese White (IRE)	115
2011	So You Think (NZ)	126	Snow Fairy (IRE)	122
2012	Nathaniel (IRE) & So You Think (NZ)	126	Snow Fairy (GB)	124
2013	Declaration Of War (USA)	124	The Fugue (GB)	123

**IRISH CLASSIFICATIONS - FOUR-YEAR-OLDS AND UP BY DISTANCE '09 -'13 LONG (11 - 13F)**

Year	Male	Rating	Female	Rating
2009	Frozen Fire (GER)	112	Profound Beauty (IRE)	113
2010	Fame And Glory (GB)	124	Profound Beauty (IRE)	109
2011	St Nicholas Abbey (IRE)	124	Sense Of Purpose (IRE)	105
2012	St Nicholas Abbey (IRE)	124	Sapphire (IRE)	116
2013	St Nicholas Abbey (IRE)	124	Belle De Crecy (IRE)	111

## IRISH CLASSIFICATIONS - FOUR-YEAR-OLDS AND UP BY DISTANCE '09 -'13 EXTENDED (14F+)

Year	Male	Rating	Female	Rating
2009	Yeats (IRE)	122	Clowance (GB)	114
2010	Sans Frontieres (IRE)	120	Profound Beauty (IRE)	114
2011	Fame And Glory (GB)	121	Fictional Account (IRE)	103
2012	Fame And Glory (GB) & Saddler's Rock (IRE)	115	Midnight Soprano (IRE)	106
2013	Ernest Hemingway (IRE)	116	Voleuse De Coeurs (IRE)	117

## IRISH HURDLE CLASSIFICATION 2009 - 2013

Season	2 Miles	Rating	2.5 Miles +	Rating
2008/2009	Solwhit (FR)	165	Fiveforthree (IRE)	164
2009/2010	Hurricane Fly (IRE)	166	War Of Attrition (IRE)	158
2010/2011	Hurricane Fly (IRE)	173	Thousand Stars (FR)	164
2011/2012	Hurricane Fly (IRE)	170	Thousand Stars (FR)	164
2012/2013	Hurricane Fly (IRE)	175	Quevega (FR)	167

## IRISH NOVICE HURDLE CLASSIFICATION 2009 - 2013

Season	2 Miles	Rating	2.5 Miles +	Rating
2008/2009	Hurricane Fly (IRE)	157	Mikael d'Haguenet (FR)	156
2009/2010	Luska Lad (IRE)	150	Berties Dream (IRE)	150
2010/2011	Oscars Well (IRE)	147	First Lieutenant (IRE)	146
2011/2012	Trifolium (FR)	147	Boston Bob (IRE)	151
2012/2013	Jezki (IRE) & Our Conor (IRE)	161	Annie Power (IRE)	155

## IRISH STEEPLECHASE CLASSIFICATION 2009 - 2013

Season	2 Miles	Rating	2.5 Miles	Rating	3 Miles	Rating
2008/2009	Big Zeb (IRE)	162	Schindler's Hunt (IRE)	161	Notre Pere (FR)	167
2009/2010	Big Zeb (IRE)	174	Glencove Marina (IRE)	158	Joncol (IRE)	161
2010/2011	Sizing Europe (IRE)	177	Rubi Light (FR)	164	Pandorama (IRE)	165
2011/2012	Sizing Europe (IRE)	172	Flemenstar (IRE)	163	Synchronised (IRE)	168
2012/2013	Sprinter Sacre (FR)	188	Flemenstar (IRE)	169	Sir Des Champs (FR)	173

## IRISH NOVICE STEEPLECHASE CLASSIFICATION 2009 - 2013

Season	2 Miles	Rating	2.5 Miles	Rating	3 Miles	Rating
2008/2009	Barker (IRE)	158	Aran Concerto (IRE)	148	Cooldine (IRE)	160
2009/2010	Sizing Europe (IRE)	160	Citizen Vic (IRE)	152	Weapon's Amnesty (IRE)	159
2010/2011	Realt Dubh (IRE)	157	Realt Dubh (IRE)	154	Quito de La Roque (FR)	159
2011/2012	Blackstairmountain (IRE)	147	Flemenstar (IRE)	163	Last Instalment (IRE)	152
2012/2013	Arvika Ligeonniere (FR)	160	Benefficient (IRE)	157	Mount Benbulben (IRE)	160

## FLAT HORSES RATED 100+

TOTAL	TRAINER	2-YEAR-OLD	3-YEAR-OLD	4-YEAR-OLD+
67	A.P. O'Brien	22	33	12
17	D.K. Weld	5	4	8
17	J.S. Bolger	4	10	3
9	D. Wachman	4	2	3
7	G.M. Lyons	2	2	3
7	M. Halford	0	3	4
7	T. Stack	0	3	4
6	E. Lynam	0	3	3
6	J.P. Murtagh	2	0	4
4	D. Marnane	0	1	3
4	J.M. Oxx	1	2	1
4	P.D. Deegan	2	1	1
3	A. Oliver	1	2	0
3	C. Hills	1	1	1
2	D. O'Meara	0	0	2
2	J.P. Shanahan	1	1	0
2	K. Prendergast	0	1	1
2	M.R. Channon	1	0	1
2	Ms. J. Harrington	0	0	2
2	Ms. J. Morgan	0	1	1
2	Ms. T. Collins	0	0	2
2	P.J. Prendergast Jr	0	2	0
2	R. Harris	0	0	2
2	R. Varian	0	1	1
2	S. Bin Suroor	0	1	1
2	Sir M.R. Stoute	0	1	1
2	W. McCreery	0	0	2
2	W.P. Mullins	0	1	1
1	A. De Royer Dupre	0	0	1
1	B. Lalor	0	0	1
1	C. Brittain	1	0	0
1	D. Barron	0	0	1
1	D.G. Hogan	0	0	1
1	G. Moore	0	1	0
1	G.J. Kent	0	0	1
1	H. Morrison	0	0	1
1	J.G. Murphy	0	0	1
1	J.H. Gosden	0	0	1
1	J.J. Lambe	0	0	1
1	J.J. Murphy	1	0	0
1	J.P. Murtagh / T. Carmody	0	1	0
1	K. Ryan	0	0	1
1	K.J. Condon	0	0	1
1	M. Johnston	0	1	0
1	M. Winters	0	0	1
1	Ms. S. Dawson	0	1	0
1	Ms. S.J. Harty	0	0	1
1	N. Moran	0	1	0
1	P.J. Prendergast Jr	0	1	0
1	R. Guest	0	0	1
1	R. Hannon	1	0	0
1	R. Roberts	0	0	1
1	Sir. H.R. Cecil	0	0	1
1	T. Hogan	0	0	1
1	W.J. Martin	0	0	1





## HURDLERS &amp; CHASERS RATED 130+

TOTAL	TRAINER	HURDLERS	CHASERS
87	W P Mullins	59	28
25	N Meade	15	10
23	G Elliott	17	6
20	D T Hughes	10	10
15	H de Bromhead	6	9
15	A J Martin	9	6
11	P Nolan	5	6
11	E J O'Grady	6	5
9	Mrs J Harrington	6	3
8	C Byrnes	6	2
7	E P Harty	5	2
7	M F Morris	3	4
6	M Hourigan	3	3
6	T Mullins	2	4
6	D K Weld	5	1
5	A L T Moore	1	4
5	C A Murphy	2	3
5	T J Taaffe	2	3
4	J J Hanlon	2	2
4	O McKiernan	2	2
4	Mrs M Mullins	3	1
3	T Cooper	0	3
3	E Doyle	1	2
3	P Fahey	1	2
3	T O'Brien	1	2
3	T M Walsh	1	2
2	C Bowe	1	1
2	W J Burke	0	2
2	J Culloty	1	1
2	J T R Dreaper	0	2
2	P G Fahey	1	1
2	P Fenton	0	2
2	P W Flynn	1	1
2	E Griffin	0	2
2	W Harney	1	1
2	Miss S J Harty	2	0
2	R A Hennessy	1	1
2	J E Kiely	2	0
2	J J Lambe	1	1
2	Mrs D A Love	1	1
2	D McNamara	1	1
2	E McNamara	0	2
2	C O'Dwyer	1	1
2	J F O'Shea	1	1
2	C Roche	2	0
2	J P Ryan	1	1
2	C F Swan	1	1

TOTAL	TRAINER	HURDLERS	CHASERS
2	M Winters	2	0
1	J A Berry	0	1
1	E Bolger	1	0
1	P O Brady	1	0
1	Mrs S A Bramall	0	1
1	M Brassil	1	0
1	L J Butler	0	1
1	S Byrne	1	0
1	J G Carr	1	0
1	P Casey	0	1
1	J O Clifford	0	1
1	D Coffey	1	0
1	J G Cosgrave	1	0
1	S R B Crawford	1	0
1	D W Cullen	0	1
1	L P Cusack	0	1
1	J P Dempsey	0	1
1	Mrs P Dobbs	1	0
1	Miss E Doyle	0	1
1	T Doyle	1	0
1	J P Fahey	1	0
1	P A Fahy	1	0
1	D Fenton	0	1
1	T Gibney	0	1
1	P J Gilligan	0	1
1	N F Glynn	0	1
1	Miss M L Hallahan	0	1
1	B R Hamilton	1	0
1	M Hassett	0	1
1	T Hogan	1	0
1	D J Howard	1	0
1	N C Kelly	0	1
1	P G Kelly	1	0
1	J P Kenny	1	0
1	M M Lynch	0	1
1	A McGuinness	0	1
1	J J Mangan	0	1
1	J Morrissey	0	1
1	A Mullins	1	0
1	S T Nolan	1	0
1	C O'Brien	1	0
1	J F Phelan	0	1
1	K Purcell	1	0
1	D Wachman	1	0
1	J J Walsh	0	1
1	L Whitmore	0	1
1	R T J Wilson	0	1

## OWNERS, TRAINERS &amp; RIDERS 2013



## LEADING N.H. OWNERS 2012/2013 SEASON

Owners	Runs	1st	2nd	3rd	4th	Win Money (€)	Place Money (€)	Prize-Money (€)
Gigginstown House Stud	504	101	77	52	60	1,347,860	677,560	2,025,420
John P. McManus	771	80	73	68	60	1,110,820	456,270	1,567,090
Mrs S Ricci	118	43	26	19	6	811,070	236,270	1,047,340
Barry Connell	136	26	12	17	13	268,440	75,348	343,788
Mrs. Ann Potts	123	27	22	16	14	172,395	84,255	256,650
Alan Potts	124	27	22	16	14	172,395	84,255	256,650
Brian Sweetnam	6	3	2	0	0	214,370	20,500	234,870
Supreme Horse Racing Club	52	18	8	11	4	170,875	57,035	227,910
Hammer & Trowel Syndicate	9	2	4	1	1	112,350	83,100	195,450
Mrs Rose Boyd	10	5	2	1	1	152,300	5,030	157,330
George Creighton	4	4	0	0	0	149,500	0	149,500
Ms Fiona McStay	10	6	2	2	0	116,300	27,700	144,000
G.McGrath	9	5	1	1	1	133,050	3,420	136,470
Mrs Patricia Hunt	35	7	7	7	1	95,100	39,035	134,135
R.A. Scott	16	7	1	1	1	111,410	20,500	131,910
Mrs P Sloan	48	6	4	5	4	104,020	27,090	131,110
Mrs Caroline Mould	1	1	0	0	0	126,000	0	126,000
Stephen Curran	6	2	1	2	0	77,550	47,600	125,150
John Patrick Ryan	71	6	10	7	3	62,445	56,455	118,900
Andrea Wylie	21	11	3	0	2	110,800	7,900	118,700

Please note prize-money has been calculated by owners percentage share of each horse.

## LEADING FLAT OWNERS 2013

Owners	Runs	1st	2nd	3rd	4th	Win Money (€)	Place Money (€)	Prize-Money (€)
Mrs J.S. Bolger	431	53	58	48	54	1,308,890	536,212	1,845,103
Mrs John Magnier	671	159	116	103	64	1,059,660	595,170	1,654,829
Michael Tabor	563	143	107	90	50	863,714	532,663	1,396,377
Derrick Smith	505	130	96	84	44	727,301	403,826	1,131,127
Andrew Tinkler	161	19	16	19	21	373,360	127,810	501,170
Lord Lloyd-Webber	1	1	0	0	0	442,500	0	442,500
Lady O'Reilly	89	7	10	15	14	215,020	90,423	305,443
D.J. Deer	2	1	1	0	0	132,300	150,000	282,300
H.H. Aga Khan	116	15	14	13	16	192,510	70,618	263,128
Hamdan Al Maktoum	100	14	13	10	18	169,450	92,580	262,030
Edward Lynam	162	25	14	27	12	191,138	48,731	239,868
Paul Makin	1	1	0	0	0	236,000	0	236,000
Sean Jones	76	13	8	9	8	164,500	39,730	204,230
J. Vasicek	15	3	2	3	3	150,200	49,890	200,090
Qatar Racing Ltd/Sangster Family	1	1	0	0	0	177,000	0	177,000
Jaber Abdullah	61	12	10	10	5	124,300	49,635	173,935
Anamoine Limited	48	5	6	2	4	144,950	27,355	172,305
Moyglare Stud Farm	74	8	10	19	8	74,450	82,260	156,710
Mrs A.M. O'Brien	121	19	18	18	12	84,575	68,170	152,745
K. Abdullah	44	10	5	4	8	138,500	12,475	150,975

Please note prize-money has been calculated by owners percentage share of each horse.

## LEADING FLAT TRAINERS BY NO. OF WINS 2013

Trainer	Runs	1st	2nd	3rd	4th	Win Money (€)	Place Money (€)	Prize-Money (€)
A.P. O'Brien	494	135	87	77	42	€2,538,125	€1,329,593	€3,867,718
J. S. Bolger	480	66	67	52	61	€1,540,940	€663,500	€2,204,440
D. K. Weld	415	63	46	58	50	€945,595	€401,448	€1,347,043
David Wachman	286	37	50	37	32	€541,900	€542,443	€1,084,343
M. Halford	309	36	45	35	35	€440,780	€289,395	€730,175
G.M. Lyons	242	35	35	27	21	€502,000	€235,065	€737,065
Edward Lynam	151	28	17	23	15	€446,160	€125,955	€572,115
W. McCreery	220	25	30	30	25	€334,950	€155,051	€490,001
P.D. Deegan	169	21	16	21	17	€322,600	€110,425	€433,025
A. Oliver	270	20	21	22	23	€155,975	€120,775	€276,750
Kevin Prendergast	234	19	28	30	36	€283,450	€185,873	€469,323
Mrs John Harrington	203	19	18	28	20	€178,750	€122,365	€301,115
T. Stack	165	19	15	21	24	€264,950	€98,255	€363,205
John M. Oxx	151	18	18	20	15	€206,710	€155,423	€362,133
David Marnane	172	17	20	22	24	€136,400	€133,277	€269,677
J.P. Murtagh	131	15	20	12	13	€270,310	€145,745	€416,055
John Joseph Murphy	193	15	18	21	22	€105,460	€128,540	€234,000
Patrick J. Flynn	194	12	12	25	20	€71,085	€78,420	€149,505
P.J. Prendergast	114	11	20	9	14	€94,300	€97,910	€192,210
K.J. Condon	140	11	13	12	20	€126,100	€71,435	€197,535



### LEADING N.H. TRAINERS BY NO. OF WINS 2012/2013 SEASON

Trainer	Runs	1st	2nd	3rd	4th	Win Money (€)	Place Money (€)	Prize-Money (€)
W.P. Mullins	595	193	117	68	53	€3,098,285	€809,774	€3,908,059
Gordon Elliott	329	54	42	42	36	€688,830	€354,165	€1,042,995
D. T. Hughes	366	51	59	39	41	€614,550	€303,925	€918,475
Noel Meade	344	47	45	38	37	€433,780	€280,142	€713,922
A.J. Martin	248	34	27	22	22	€360,675	€183,148	€543,823
Henry de Bromhead	220	32	40	30	24	€420,480	€244,970	€665,450
Mrs John Harrington	252	28	29	25	23	€416,220	€187,613	€603,833
Eoin Doyle	182	21	18	16	17	€190,625	€59,182	€249,807
M.F. Morris	142	21	13	12	21	€257,360	€165,735	€423,095
P.J. Rothwell	351	19	20	15	22	€155,770	€84,220	€239,990
Robert Tyner	170	18	16	8	19	€149,200	€74,925	€224,125
E. J. O'Grady	193	16	19	15	14	€152,800	€113,150	€265,950
C.A. Murphy	121	16	12	17	14	€139,400	€99,603	€239,003
Michael Hourigan	240	15	21	32	31	€144,250	€131,735	€275,985
A.L.T. Moore	120	15	13	10	8	€147,940	€77,145	€225,085
Paul Nolan	167	14	18	18	10	€156,450	€151,498	€307,948
C.F. Swan	165	14	11	20	12	€84,700	€61,041	€145,741
Oliver McKiernan	119	14	8	7	9	€176,820	€65,535	€242,355
C. Byrnes	110	13	16	12	5	€129,020	€60,025	€189,045
James Joseph Mangan	123	13	14	13	11	€115,080	€48,505	€163,585



### LEADING FLAT JOCKEYS BY NO. OF WINS 2013 (Excl. Apprentices)

Trainer	Runs	1st	2nd	3rd	4th	Win Money (€)	Place Money (€)	Prize-Money (€)
J.P. O'Brien	448	126	73	63	38	€2,253,250	€753,023	€3,006,273
P.J. Smullen	599	83	68	79	73	€1,043,145	€624,726	€1,667,871
C.D. Hayes	525	54	51	49	71	€826,800	€353,166	€1,179,966
S. Foley	493	50	65	59	55	€522,300	€389,822	€912,122
K.J. Manning	415	50	54	57	51	€1,290,350	€541,925	€1,832,275
W.M. Lordan	447	43	57	58	48	€689,325	€616,053	€1,305,378
F.M. Berry	420	42	38	42	39	€428,780	€222,083	€650,863
D.P. McDonogh	323	39	39	38	40	€396,200	€302,403	€698,603
G.F. Carroll	356	30	29	33	28	€407,750	€224,100	€631,850
J.P. Murtagh	125	30	15	9	10	€1,081,560	€137,710	€1,219,270
J.A. Heffernan	321	29	39	29	25	€457,650	€663,995	€1,121,645
W.J. Lee	325	29	24	42	38	€373,475	€151,685	€525,160
R.P. Cleary	306	17	17	14	31	€276,650	€88,824	€365,474
F. Lynch	167	15	19	21	20	€141,800	€126,762	€268,562
N.G. McCullagh	246	15	15	16	19	€147,975	€83,716	€231,691
E.J. McNamara	171	13	18	11	17	€87,325	€74,693	€162,018
D.M. Grant	164	13	13	15	14	€76,510	€109,385	€185,895
B.A. Curtis	266	11	18	14	17	€72,560	€79,562	€152,122
T.P. O'Shea	137	7	9	9	7	€53,200	€43,110	€96,310
M.C. Hussey	124	5	1	10	11	€94,250	€35,215	€129,465

## LEADING N.H. JOCKEYS BY NO. OF WINS 2012/2013 SEASON

Jockey	Runs	1st	2nd	3rd	4th	Win Money (€)	Place Money (€)	Prize-Money (€)
D.N. Russell	549	103	97	79	56	€1,479,470	€619,808	€2,099,278
R. Walsh	340	101	52	38	33	€1,849,710	€325,080	€2,174,790
P. Townend	411	71	58	44	37	€925,005	€512,660	€1,437,665
B.J. Cooper	489	61	72	50	52	€725,370	€395,102	€1,120,472
P. Carberry	389	46	47	44	43	€464,695	€308,730	€773,425
B.J. Geraghty	309	41	46	26	20	€608,185	€236,953	€845,138
A.E. Lynch	344	36	41	37	34	€570,050	€345,171	€915,221
M.P. Walsh	358	32	36	35	33	€507,930	€221,100	€729,030
D.J. Condon	369	32	26	39	32	€433,390	€221,855	€655,245
Andrew J. McNamara	377	31	35	35	27	€271,380	€175,203	€446,583
R.M. Power	253	30	19	33	27	€333,730	€229,686	€563,416
P.T. Enright	367	25	28	32	36	€213,150	€141,830	€354,980
B.T. O'Connell	341	21	20	15	27	€214,270	€76,543	€290,813
D.J. Casey	263	20	17	15	24	€241,535	€142,745	€384,280
N.P. Madden	267	20	17	13	16	€188,830	€81,225	€270,055
D.E. Mullins	188	19	14	23	15	€315,935	€84,363	€400,298
R.C. Colgan	219	14	11	9	11	€129,200	€76,340	€205,540
T.J. Doyle	202	11	14	9	19	€118,500	€67,443	€185,943
A.P. Crowe	266	11	11	18	18	€74,200	€62,425	€136,625
A.P. Heskin	172	11	10	21	21	€70,350	€93,713	€164,063

## LEADING FLAT APPRENTICES BY NO. OF WINS 2013

Jockey	Runs	1st	2nd	3rd	4th	Win Money (€)	Place Money (€)	Prize-Money (€)
C.R. King	353	38	39	42	35	€334,270	€189,182	€523,452
C.T. Keane	242	35	25	18	23	€371,560	€80,912	€452,472
R.P. Whelan	279	21	36	26	23	€232,900	€278,913	€511,813
C.P. Hoban	232	12	13	14	16	€70,910	€53,590	€124,500
L.F. Roche	153	11	12	6	9	€133,000	€53,240	€186,240
S.H. James	121	9	16	7	9	€65,600	€53,199	€118,799
S.A. Gray	105	8	5	7	10	€51,800	€23,906	€75,706
S.B. Kelly	78	7	7	5	6	€74,250	€23,640	€97,890
I.J. Brennan	227	5	17	17	25	€36,250	€61,484	€97,734
L.P. Dempsey	151	5	9	8	13	€38,150	€28,425	€66,575
G.P. Halpin	55	5	3	2	4	€28,700	€7,825	€36,525
K.K. Hennessy	25	4	1	1	2	€28,700	€3,035	€31,735
R. Coakley	83	3	8	6	5	€14,700	€28,473	€43,173
C.J. Elliott	37	3	6	1	2	€21,350	€17,010	€38,360
Anastasia O'Brien	52	3	4	6	3	€19,600	€24,215	€43,815
D. Robinson	41	3	3	3	5	€33,600	€9,725	€43,325
M.M. Monaghan	67	3	2	5	2	€68,960	€19,340	€88,300
Katherine S. O'Brien	30	2	3	1	0	€9,800	€4,210	€14,010
R. Dawson	42	2	2	8	3	€12,600	€9,720	€22,320
T.P. Madden	21	2	2	2	1	€17,150	€6,860	€24,010

## LEADING CONDITIONAL RIDERS BY NO. OF WINS 2012/2013 SEASON

Jockey	Runs	1st	2nd	3rd	4th	Win Money (€)	Place Money (€)	Prize- Money (€)
M.A. Enright	316	35	35	21	26	€361,310	€157,615	€518,925
M.P. Butler	198	18	19	21	14	€155,675	€63,912	€219,587
R.J. Jones	227	18	19	12	20	€117,670	€52,018	€169,688
B.R. Dalton	281	16	23	31	23	€273,300	€86,254	€359,554
A.P. Heskin	151	13	8	13	13	€96,950	€56,194	€153,144
D.E. Splaine	195	12	13	13	15	€110,390	€67,985	€178,375
S.E. Butler	113	10	3	8	11	€89,500	€22,143	€111,643
K.M. Donoghue	122	9	11	4	11	€53,970	€26,390	€80,360
J.S. McGarvey	73	9	9	6	6	€61,600	€28,96	€90,565
B.F. Cawley	105	8	4	4	9	€59,500	€14,615	€74,115
T.C. Carroll	155	7	12	19	7	€47,250	€37,842	€85,092
I.J. McCarthy	159	7	11	9	5	€76,710	€49,145	€125,855
H.D. Dunne	104	7	5	10	6	€54,250	€21,335	€75,585
M.N. Doran	108	6	10	8	4	€52,200	€44,435	€96,635
A. Ring	158	6	9	4	8	€41,020	€38,225	€79,245
D.R. Fox	76	6	7	7	6	€60,470	€29,123	€89,593
P.D. Kennedy	109	6	5	14	8	€39,830	€30,468	€70,298
G. Malone	59	6	4	1	5	€35,350	€11,755	€47,105
K.C. Sexton	126	5	13	5	13	€31,500	€37,750	€69,250
B. Hayes	186	5	9	21	13	€31,850	€51,979	€83,829

## LEADING QUALIFIED RIDERS BY NO. OF WINS 2012/2013 SEASON

Jockey	Runs	1st	2nd	3rd	4th	Win Money (€)	Place Money (€)	Prize- Money (€)
P.W. Mullins	203	68	36	27	17	€528,960	€86,925	€615,885
N. Carberry	136	26	17	20	19	€162,890	€99,680	€262,570
R.P. McNamara	79	16	9	10	4	€96,355	€34,443	€130,798
J.M. Mangan	128	15	17	14	7	€240,200	€62,595	€302,795
D.G. Lavery	64	11	11	7	0	€64,575	€32,883	€97,458
P.A. King	66	10	9	9	3	€59,920	€26,610	€86,530
K. Walsh	87	10	8	8	6	€113,170	€46,875	€160,045
B. O'Neill	84	8	9	8	5	€48,300	€23,680	€71,980
M. Fahey	58	7	8	4	5	€39,200	€15,990	€55,190
M.P. Fogarty	85	7	7	6	11	€46,900	€22,908	€69,808
D.L. Queally	90	7	3	7	6	€53,900	€11,725	€65,625
C.J. Sweeney	22	7	3	1	2	€54,420	€4,960	€59,380
J.J. King	62	6	9	7	6	€56,600	€21,310	€77,910
J.T. McNamara	25	6	0	1	5	€52,200	€2,580	€54,780
D. O'Connor	76	5	9	4	8	€34,650	€35,520	€70,170
N. McParlan	69	5	5	8	8	€34,650	€17,303	€51,953
P.D. Collins	37	5	5	4	1	€28,700	€10,375	€39,075
C.W. Fennessy	20	5	2	3	2	€30,100	€5,625	€35,725
R.J. Kiely	36	5	2	3	1	€30,800	€5,700	€36,500
R.P. Quinlan	42	5	2	1	2	€30,730	€10,785	€41,515

# FIXTURE LIST 2014

## ➤ JANUARY

3	Mon	Thurles
1	Wed	Fairyhouse
1	Wed	Tramore
3	Fri	Dundalk (e)
4	Sat	Cork
5	Sun	Naas
6	Mon	Thurles
10	Fri	Dundalk (e)
11	Sat	Punchestown
12	Sun	Navan
16	Thu	Thurles
17	Fri	Dundalk (e)
18	Sat	Naas
19	Sun	Fairyhouse
22	Wed	Fairyhouse
23	Thu	Gowran Park
24	Fri	Dundalk (e)
<b>25</b>	<b>SAT</b>	<b>LEOPARDSTOWN</b>
<b>26</b>	<b>SUN</b>	<b>LEOPARDSTOWN</b>
30	Thu	Thurles
31	Fri	Dundalk (e)

## ➤ FEBRUARY

1	Sat	Fairyhouse
2	Sun	Punchestown
5	Wed	Down Royal
6	Thu	Clonmel
7	Fri	Dundalk (e)
8	Sat	Naas
9	Sun	Leopardstown
13	Thu	Thurles
14	Fri	Dundalk (e)
15	Sat	Gowran Park
16	Sun	Navan
19	Wed	Punchestown
20	Thu	Clonmel
21	Fri	Dundalk (e)
22	Sat	Fairyhouse
23	Sun	Naas
27	Thu	Thurles
28	Fri	Dundalk (e)

## ➤ MARCH

1	Sat	Navan
2	Sun	Leopardstown
5	Wed	Downpatrick
6	Thu	Clonmel
7	Fri	Dundalk (e)
8	Sat	Gowran Park
9	Sun	Naas
14	Fri	Dundalk (e)
15	Sat	Limerick
16	Sun	Limerick
16	Sun	Navan
17	Mon	Down Royal
17	Mon	Wexford
20	Thu	Thurles
21	Fri	Dundalk (e)

22	Sat	Gowran Park
23	Sun	Curragh
23	Sun	Downpatrick
27	Thu	Cork
28	Fri	Dundalk (e)
29	Sat	Navan
30	Sun	Leopardstown
30	Sun	Limerick

## ➤ APRIL

2	Wed	Leopardstown (e)
3	Thu	Clonmel (e)
4	Fri	Dundalk (e)
5	Sat	Gowran Park
6	Sun	Cork
6	Sun	Fairyhouse
9	Wed	Limerick
10	Thu	Limerick
11	Fri	Wexford (e)
12	Sat	Navan
13	Sun	Curragh
13	Sun	Tramore
14	Mon	Tramore (e)
16	Wed	Dundalk (e)
17	Thu	Tipperary (e)
<b>19</b>	<b>SAT</b>	<b>CORK</b>
<b>20</b>	<b>SUN</b>	<b>CORK</b>
<b>20</b>	<b>SUN</b>	<b>FAIRYHOUSE</b>
<b>21</b>	<b>MON</b>	<b>CORK</b>
<b>21</b>	<b>MON</b>	<b>FAIRYHOUSE</b>
22	Tue	Ballinrobe (e)
24	Thu	Tipperary (e)
25	Fri	Dundalk (e)
25	Fri	Kilbeggan (e)
26	Sat	Limerick
27	Sun	Gowran Park
27	Sun	Limerick
28	Mon	Naas (e)
<b>29</b>	<b>TUE</b>	<b>PUNCHESTOWN (E)</b>
<b>30</b>	<b>WED</b>	<b>PUNCHESTOWN (E)</b>

## ➤ MAY

<b>1</b>	<b>THU</b>	<b>PUNCHESTOWN (E)</b>
<b>2</b>	<b>FRI</b>	<b>PUNCHESTOWN (E)</b>
<b>3</b>	<b>SAT</b>	<b>PUNCHESTOWN</b>
4	Sun	Gowran Park
4	Sun	Sligo
5	Mon	Curragh
5	Mon	Down Royal
6	Tue	Fairyhouse (e)
8	Thu	Clonmel (e)
9	Fri	Cork (e)
9	Fri	Downpatrick (e)
10	Sat	Wexford
11	Sun	Leopardstown
<b>11</b>	<b>SUN</b>	<b>KILLARNEY</b>
<b>12</b>	<b>MON</b>	<b>KILLARNEY (E)</b>
<b>13</b>	<b>TUE</b>	<b>KILLARNEY (E)</b>
14	Wed	Naas (e)

15	Thu	Tipperary (e)
16	Fri	Dundalk (e)
16	Fri	Kilbeggan (e)
17	Sat	Punchestown
18	Sun	Limerick
18	Sun	Navan
19	Mon	Roscommon (e)
21	Wed	Sligo (e)
22	Thu	Clonmel (e)
23	Fri	Cork (e)
<b>24</b>	<b>SAT</b>	<b>CURRAGH</b>
<b>25</b>	<b>SUN</b>	<b>CURRAGH</b>
26	Mon	Ballinrobe (e)
27	Tue	Ballinrobe (e)
29	Thu	Fairyhouse (e)
30	Fri	Down Royal (e)
30	Fri	Tramore (e)
31	Sat	Tramore

## ➤ JUNE

1	Sun	Kilbeggan
1	Sun	Listowel
2	Mon	Listowel
2	Mon	Naas
4	Wed	Punchestown (e)
5	Thu	Tipperary (e)
6	Fri	Downpatrick (e)
6	Fri	Leopardstown (e)
7	Sat	Limerick (e)
8	Sun	Curragh
9	Mon	Roscommon (e)
10	Tue	Roscommon (e)
11	Wed	Fairyhouse (e)
12	Thu	Leopardstown (e)
13	Fri	Clonmel (e)
14	Sat	Navan
15	Sun	Cork
15	Sun	Downpatrick
17	Tue	Sligo (e)
18	Wed	Wexford (e)
19	Thu	Leopardstown (e)
20	Fri	Down Royal (e)
20	Fri	Limerick (e)
21	Sat	Down Royal
21	Sat	Gowran Park
22	Sun	Gowran Park
23	Mon	Kilbeggan (e)
24	Tue	Ballinrobe (e)
25	Wed	Naas (e)
26	Thu	Tipperary (e)
<b>27</b>	<b>FRI</b>	<b>CURRAGH (E)</b>
<b>28</b>	<b>SAT</b>	<b>CURRAGH</b>
<b>29</b>	<b>SUN</b>	<b>CURRAGH</b>

## ➤ JULY

1	Tue	Gowran Park (e)
2	Wed	Fairyhouse (e)
3	Thu	Leopardstown (e)
4	Fri	Wexford (e)



4	<b>FRI</b>	<b>BELLEWSTOWN (E)</b>
5	<b>SAT</b>	<b>BELLEWSTOWN (E)</b>
6	<b>SUN</b>	<b>BELLEWSTOWN</b>
6	Sun	Limerick
7	Mon	Roscommon (e)
8	Tue	Roscommon (e)
9	Wed	Naas (e)
10	Thu	Leopardstown (e)
11	Fri	Cork (e)
11	Fri	Navan (e)
12	Sat	Dundalk
12	Sat	Tipperary
13	Sun	Fairyhouse
13	Sun	Sligo
14	Mon	Downpatrick
14	<b>MON</b>	<b>KILLARNEY (E)</b>
15	<b>TUE</b>	<b>KILLARNEY (E)</b>
16	<b>WED</b>	<b>KILLARNEY (E)</b>
17	<b>THU</b>	<b>KILLARNEY</b>
17	Thu	Leopardstown (e)
18	Fri	Kilbeggan (e)
19	<b>SAT</b>	<b>CURRAGH</b>
20	<b>SUN</b>	<b>CURRAGH</b>
20	Sun	Tipperary
21	Mon	Ballinrobe (e)
22	Tue	Ballinrobe (e)
23	Wed	Naas (e)
24	Thu	Leopardstown (e)
24	Thu	Limerick (e)
25	Fri	Down Royal (e)
25	Fri	Wexford (e)
26	Sat	Wexford
28	<b>MON</b>	<b>GALWAY (E)</b>
29	<b>TUE</b>	<b>GALWAY (E)</b>
30	<b>WED</b>	<b>GALWAY (E)</b>
31	<b>THU</b>	<b>GALWAY</b>

➤ **AUGUST**

1	<b>FRI</b>	<b>GALWAY (E)</b>
2	<b>SAT</b>	<b>GALWAY</b>
3	<b>SUN</b>	<b>GALWAY</b>
4	Mon	Cork
4	Mon	Naas
5	Tue	Cork (e)
5	Tue	Roscommon (e)
6	Wed	Sligo (e)
7	Thu	Leopardstown (e)
7	Thu	Sligo (e)
8	Fri	Tipperary (e)
9	Sat	Kilbeggan (e)
10	Sun	Curragh
10	Sun	Downpatrick
11	Mon	Ballinrobe (e)
13	Wed	Gowran Park (e)
14	Thu	Leopardstown (e)
14	<b>THU</b>	<b>TRAMORE (E)</b>
15	<b>FRI</b>	<b>TRAMORE (E)</b>
16	<b>SAT</b>	<b>TRAMORE (E)</b>
17	<b>SUN</b>	<b>TRAMORE</b>
17	Sun	Dundalk
18	Mon	Roscommon (e)
19	Tue	Sligo (e)
20	<b>WED</b>	<b>KILLARNEY (E)</b>
21	<b>THU</b>	<b>KILLARNEY (E)</b>
22	Fri	Kilbeggan (e)
22	<b>FRI</b>	<b>KILLARNEY (E)</b>

23	Sat	Curragh
23	<b>SAT</b>	<b>KILLARNEY</b>
24	Sun	Curragh
25	Mon	Downpatrick
26	Tue	Ballinrobe (e)
27	Wed	Bellewstown (e)
28	Thu	Bellewstown (e)
28	Thu	Tipperary (e)
29	Fri	Down Royal (e)
30	Sat	Wexford
31	Sun	Cork
31	Sun	Curragh

➤ **SEPTEMBER**

1	Mon	Roscommon (e)
3	Wed	Gowran Park (e)
4	Thu	Laytown (e)
5	Fri	Kilbeggan (e)
6	Sat	Navan
7	Sun	Dundalk
8	Mon	Galway (e)
9	Tue	Galway (e)
10	Wed	Galway (e)
11	Thu	Clonmel (e)
12	Fri	Down Royal (e)
13	Sat	Leopardstown
14	Sun	Curragh
14	<b>SUN</b>	<b>LISTOWEL</b>
15	<b>MON</b>	<b>LISTOWEL</b>
16	<b>TUE</b>	<b>LISTOWEL</b>
17	<b>WED</b>	<b>LISTOWEL</b>
18	<b>THU</b>	<b>LISTOWEL</b>
19	<b>FRI</b>	<b>LISTOWEL</b>
20	<b>SAT</b>	<b>LISTOWEL</b>
21	Sun	Gowran Park
23	Tue	Ballinrobe
26	Fri	Downpatrick
26	Fri	Dundalk (e)
27	Sat	Navan
28	Sun	Curragh
29	Mon	Roscommon
30	Tue	Fairyhouse

➤ **OCTOBER**

1	Wed	Sligo
2	Thu	Clonmel
3	Fri	Gowran Park
3	Fri	Dundalk (e)
4	Sat	Gowran Park
5	Sun	Tipperary
7	Tue	Tipperary
8	Wed	Navan
9	Thu	Tramore
10	Fri	Dundalk (e)
11	Sat	Fairyhouse
12	Sun	Curragh
12	Sun	Limerick
15	Wed	Punchestown
16	Thu	Punchestown
17	Fri	Downpatrick
17	Fri	Dundalk (e)
18	Sat	Cork
19	Sun	Cork
19	Sun	Naas
22	Wed	Navan
23	Thu	Thurles
24	Fri	Dundalk (e)

25	Sat	Leopardstown
25	Sat	Wexford
26	Sun	Galway
26	Sun	Leopardstown
27	Mon	Galway
27	Mon	Wexford
29	Wed	Punchestown
30	Thu	Clonmel
31	<b>FRI</b>	<b>DOWN ROYAL</b>
31	Fri	Dundalk (e)

➤ **NOVEMBER**

1	<b>SAT</b>	<b>DOWN ROYAL</b>
2	Sun	Cork
2	Sun	Naas
4	Tue	Fairyhouse
5	Wed	Dundalk (e)
6	Thu	Thurles
7	Fri	Dundalk (e)
8	Sat	Naas
9	Sun	Limerick
9	Sun	Navan
12	Wed	Dundalk (e)
13	Thu	Clonmel
14	Fri	Dundalk (e)
15	Sat	Punchestown
16	Sun	Cork
16	Sun	Punchestown
18	Tue	Wexford
19	Wed	Fairyhouse
20	Thu	Thurles
21	Fri	Dundalk (e)
22	Sat	Gowran Park
23	Sun	Navan
26	Wed	Dundalk (e)
27	Thu	Thurles
28	Fri	Dundalk (e)
29	<b>SAT</b>	<b>FAIRYHOUSE</b>
30	<b>SUN</b>	<b>FAIRYHOUSE</b>

➤ **DECEMBER**

4	Thu	Clonmel
5	Fri	Dundalk (e)
6	Sat	Navan
7	Sun	Cork
7	Sun	Punchestown
10	Wed	Dundalk (e)
12	Fri	Dundalk (e)
13	Sat	Tramore
14	Sun	Navan
19	Fri	Dundalk (e)
20	Sat	Fairyhouse
21	Sun	Thurles
26	Fri	Down Royal
26	<b>FRI</b>	<b>LEOPARDSTOWN</b>
26	<b>FRI</b>	<b>LIMERICK</b>
27	<b>SAT</b>	<b>LEOPARDSTOWN</b>
27	<b>SAT</b>	<b>LIMERICK</b>
28	<b>SUN</b>	<b>LEOPARDSTOWN</b>
28	<b>SUN</b>	<b>LIMERICK</b>
29	<b>MON</b>	<b>LEOPARDSTOWN</b>
29	<b>MON</b>	<b>LIMERICK</b>
31	Wed	Punchestown

(e) Evening Meeting  
RACING FESTIVAL  
© Horse Racing Ireland

# MAJOR RACES 2014

## NATIONAL HUNT

### 05 JANUARY NAAS

Slaney Nov Hdle Grade 2

### 11 JANUARY PUNCESTOWN

Moscow Flyer Nov Hdle Grade 2

### 12 JANUARY NAVAN

Foxrock H'cap Chase Grade C

### 16 JANUARY THURLES

Coolmore EBF Mares Nov Chase Grade 2  
Kinloch Brae Chase Grade 2

### 18 JANUARY NAAS

Woodlands Nov Chase Grade 2  
Limestone Lad Hdle Grade 3

### 19 JANUARY FAIRYHOUSE

Solerina Mares Novice Hurdle Grade 3  
Dan Moore Mem H'cap Chase Grade A

### 23 JANUARY GOWRAN PARK

Galmoy Hdle Grade 2  
Goffs Thyestes H'cap Chase Grade A

### 25 JANUARY LEOPARDSTOWN

Leopardstown Chase Grade A  
Boylesports H'cap Hdle Grade B  
Boylesports Killiney Nov Chase Grade 2

### 26 JANUARY LEOPARDSTOWN

BHP Irish Champion Hdle Grade 1  
Synergy Golden Cygnet Nov Hdle Grade 2  
Frank Ward Solicitors Arkle Nov Chase Grade 1

### 02 FEBRUARY PUNCESTOWN

Grand National Trial H'cap Chase Grade C  
Tied Cottage Chase Grade 2

### 06 FEBRUARY CLONMEL

Powerstown Novice Hurdle Grade 3

### 09 FEBRUARY LEOPARDSTOWN

Dr PJ Moriarty Nov Chase Grade 1  
Deloitte Nov Hdle Grade 1  
Hennessy Gold Cup Grade 1  
Spring Juvenile 4yo Hdle Grade 1

### 15 FEBRUARY GOWRAN PARK

Red Mills Trial Hdle Grade 2  
Red Mills Chase Grade 2

### 16 FEBRUARY NAVAN

Ten Up Nov Chase Grade 2  
Flyingbolt Nov Chase Grade 2  
Ladbroke's Boyne Hdle Grade 2

### 22 FEBRUARY FAIRYHOUSE

At The Races Bobbyjo Chase Grade 2  
Winning Fair Juvenile Hdle Grade 2

### 23 FEBRUARY NAAS

Paddy Power Johnstown Nov Hdle Grade 2  
Paddy Power Newlands Chase Grade 2  
Nas na Riogh Nov Chase Grade 2

### 27 FEBRUARY THURLES

Michael Purcell Nov Hdle Grade 2

### 02 MARCH LEOPARDSTOWN

Carrickmines H'cap Chase Grade B

### 08 MARCH GOWRAN PARK

Shamrock H'cap Chase Grade B

### 09 MARCH NAAS

Directors Plate Novice Chase Grade 3  
Leinster National Grade B

### 16 MARCH LIMERICK

Dawn Run EBF Mares Nov Chase Grade 2  
Shannon Spray EBF Mares Nov Hdle Grade 3

### 16 MARCH NAVAN

EBF Nov Final H'cap Chase Grade C

### 29 MARCH NAVAN

Webster Cup Chase Grade 2

### 30 MARCH LIMERICK

Hugh McMahon Mem Nov Chase Grade 2

### 06 APRIL FAIRYHOUSE

Rathbarry Nov Hdle Grade 2  
Greenouge Nov. H'cap Chase Grade B  
Normans Grove Chase Grade 2  
EBF Mares Nov Hdle Final Grade 1  
Coolmore NH Sires Festival Nov Hdle Grade 2

### 20 APRIL CORK

Easter H'cap Hdle Grade C  
Imperial Call Chase Grade 3

### 20 APRIL FAIRYHOUSE

Glascarn H'cap Hdle Grade B  
INHSO Final Nov H'cap Hdle Grade B  
John Fowler Memorial Mares Chase Grade 3  
Powers Gold Cup Grade 1

### 21 APRIL FAIRYHOUSE

Weatherbys 4yo Hdle Grade 3  
Keelings Hdle Grade 2  
Irish Grand National (H'cap chase) Grade A

### 29 APRIL PUNCESTOWN

Bragbet.com H'cap Hdle Grade B  
Evening Herald Champion Nov Hdle Grade 1  
Growise Nov Chase Grade 1  
Boylesports Champion Chase Grade 1

### 30 APRIL PUNCESTOWN

Irish Daily Mirror War of Attrition Novice Hdle Grade 1  
Bibby Financial PuncHESTOWN Gold Cup Grade 1  
Betdaq Champion Bumper Grade 1  
Guinness H'cap Chase Grade A

### 01 MAY PUNCESTOWN

Ryanair Nov Chase Grade 1  
PuncHESTOWN H'cap Steeplechase Grade C  
Ladbroke's World Series Hdle Grade 1

### 02 MAY PUNCESTOWN

Aon Nov H'cap Chase Grade A  
Glencaraig Lady Mares H'cap Chase Grade C  
PuncHESTOWN Champion Hdle Grade 1  
Tattersalls Ire Tickell Nov Hdle Grade 1

### 03 MAY PUNCESTOWN

Setanta Sports H'cap Hdle Grade B  
'3' Pat Taaffe H'cap Chase Grade B  
ITBA Mares Hdle Grade 1  
Aes Champion 4yo Hdle Grade 1

### 11 MAY KILLARNEY

Ladbroke's H'cap Hdle Grade B

### 14 JULY KILLARNEY

Bourn Vincent Memorial Handicap S'chase Grade C

### 20 JULY TIPPERARY

Grimes Hdle Grade 3

### 30 JULY GALWAY

www.thetote.com Galway Plate (H'cap Chase) Grade A

### 31 JULY GALWAY

Guinness Galway Hdle (H'cap) Grade A

### 02 AUGUST GALWAY

Mervue Handicap Hurdle Grade C

### 22 AUGUST KILLARNEY

Lough Leane H'cap Chase Grade C

### 23 AUGUST KILLARNEY

Brandon H'cap Hdle Grade C

### 16 SEPTEMBER LISTOWEL

Latrigue 4yo H'cap Hdle Grade C

### 17 SEPTEMBER LISTOWEL

Guinness Kerry National (H'cap Chase) Grade A

### 18 SEPTEMBER LISTOWEL

Guinness H'cap Hdle Grade C

### 29 SEPTEMBER ROSCOMMON

Kilbegnet Nov Chase Grade 3

### 04 OCTOBER GOWRAN PARK

Gowran Champion Chase Grade 2

### 05 OCTOBER TIPPERARY

Tipperary Hdle Grade 2  
Joe Mac Nov Hdle Grade 3  
Like A Butterfly Nov Chase Grade 3

### 12 OCTOBER LIMERICK

Munster National H'cap Chase Grade A  
PricewaterhouseCooper Chase Grade 3  
Greenmount Park Nov Hdle Grade 3

### 15 OCTOBER PUNCESTOWN

Gabel Mares Hdle Grade 3

### 16 OCTOBER PUNCESTOWN

Buck House Nov Chase Grade 3  
Carvills Hill Chase Grade 3

### 19 OCTOBER CORK

Kinsale H'cap Chase Grade B

### 27 OCTOBER GALWAY

Ballybrit Nov Chase Grade 3

**31 OCTOBER DOWN ROYAL**

WKD Hdle Grade 2  
EBF Mares Nov Hdle Grade 3

**01 NOVEMBER DOWN ROYAL**

Mac's Joy Handicap Hurdle Grade C  
Jnwine Champion Chase Grade 1  
Skymas Chase Grade 2

**02 NOVEMBER CORK**

Paddy Power EBF Nov Hdle Grade 3  
Paddy Power EBF Nov Chase Grade 3  
Paddy Power Cork Grand National H'cap Chase Grade B

**02 NOVEMBER NAAS**

Brown Lad H'cap Hdle Grade C  
Poplar Square Chase Grade 3

**08 NOVEMBER NAAS**

Fishery Lane Grade 3

**09 NOVEMBER NAVAN**

Lismullen Hdle Grade 2  
For Auction Nov Hdle Grade 3  
Fortria Chase Grade 2

**13 NOVEMBER CLONMEL**

EBF TA Morris Mem Mares Chase Grade 3  
Clonmel Oil Chase Grade 2

**16 NOVEMBER CORK**

Blackwater H'cap Hdle Grade C

**16 NOVEMBER PUNCESTOWN**

Morgiana Hdle Grade 1  
Florida Pearl Nov Chase Grade 2  
Craddockstown Nov Chase Grade 2

**23 NOVEMBER NAVAN**

Monksfield Nov Hdle Grade 2  
Troytown H'cap Chase Grade B  
Proudstown H'cap Hdle Grade C

**29 NOVEMBER FAIRYHOUSE**

Ballyhack H'cap Chase Grade B  
New Stand H'cap Hdle Grade B

**30 NOVEMBER FAIRYHOUSE**

Bar One Hattons Grace Hdle Grade 1  
Bar One Royal Bond Nov Hdle Grade 1  
Porterstown H'cap Chase Grade C  
Bar One Drinmore Nov Chase Grade 1  
Winter Festival Juvenile Hdle Grade 3

**07 DECEMBER CORK**

Lombardstown Mares Nov Chase Grade 3  
Hilly Way Chase Grade 2  
Cork Stayers Nov Hdle Grade 3

**07 DECEMBER PUNCESTOWN**

John Durkan Mem Chase Grade 1

**14 DECEMBER NAVAN**

Future Champions Bumper Grade 2  
Navan Nov Hdle Grade 1  
Tara Handicap Hurdle Grade B

**26 DECEMBER LEOPARDSTOWN**

Juvenile Hdle Grade 2  
Racing Post Nov Chase Grade 1

**26 DECEMBER LIMERICK**

Greenmount Park Nov Chase Grade 2

**27 DECEMBER LEOPARDSTOWN**

Paddy Power H'cap Chase Grade B  
Paddy Power Future Champions Nov Hdle Grade 1  
Paddy Power Dial A Bet Chase Grade 1

**27 DECEMBER LIMERICK**

Tim Duggan Mem H'cap Chase Grade B

**28 DECEMBER LEOPARDSTOWN**

Lexus Chase Grade 1  
Woddies DIY Christmas Hdle Grade 1  
Topaz Fort Leney Nov Chase Grade 1

**28 DECEMBER LIMERICK**

Dorans Pride Nov Hdle Grade 3

**29 DECEMBER LEOPARDSTOWN**

Ryanair December Hdle Grade 1  
EBF Mares Hdle Grade 3  
Topaz Fort Leney Nov Chase Grade 1

**FLAT RACES****23 MARCH CURRAGH**

EBF Park Express Group 3

**30 MARCH LEOPARDSTOWN**

1000 Guineas Trial Group 3

**13 APRIL CURRAGH**

Gladness Group 3

**05 MAY CURRAGH**

Mooresbridge Group 3  
Athasi Group 3

**11 MAY LEOPARDSTOWN**

Derrinstown Derby Trial Group 3  
Amethyst Group 3  
Derrinstown 1000 Guineas Trial Group 3

**14 MAY NAAS**

Blue Wind Group 3

**18 MAY NAVAN**

Coolmore Vintage Crop Group 3

**24 MAY CURRAGH**

Weatherbys Greenlands Stakes Group 3  
Tattersalls Irish 2000 Guineas Group 1  
Lanwades Ridgewood Pearl Stakes Group 3

**25 MAY CURRAGH**

Ethiad Irish 1000 Guineas Group 1  
Tattersalls Gold Cup Group 1  
Airlie Gallinule Group 3

**12 JUNE LEOPARDSTOWN**

Ballycorus Stakes Group 3  
Ballyogan Stakes Group 3

**15 JUNE CORK**

Noblesse Stakes Group 3

**28 JUNE CURRAGH**

Gain Railway Stakes Group 2  
Dubai Duty Free Sapphire Stakes Group 3  
Dubai Duty Free Irish Derby Group 1

**29 JUNE CURRAGH**

Grangecon Stud Balanchine Group 3  
Friarstown Stud International Stakes Group 3  
Oxigen Pretty Polly Stakes Group 1  
At The Races Curragh Cup Group 3

**02 JULY FAIRYHOUSE**

Brownstown Stakes Group 3

**19 JULY CURRAGH**

Darley Irish Oaks Group 1  
Jebel Ali Anglesey Stakes Group 3

**20 JULY CURRAGH**

Minstrel Stakes Group 3  
Kilboy Estate Group 2  
Meld Stakles Group 3

**24 JULY LEOPARDSTOWN**

Tyros Stakes Group 3  
Silver Flash Stakes Group 3

**05 AUGUST CORK**

Give Thanks Stakes Group 3

**07 AUGUST LEOPARDSTOWN**

Ballyroan Stakes Group 3

**10 AUGUST CURRAGH**

Keeneland Phoenix Stakes Group 1  
Phoenix Sprint Group 3

**14 AUGUST LEOPARDSTOWN**

Desmond Stakes Group 3

**23 AUGUST CURRAGH**

Ballycullen Group 3  
Debutante Stakes Group 2  
Renaissance Stakes Group 3

**24 AUGUST CURRAGH**

Kilfrush Stud Royal Whip Group 3  
Galileo EBF Futurity Stakes Group 2

**28 AUGUST TIPPERARY**

Coolmore Fairy Bridge Group 3

**31 AUGUST CURRAGH**

Round Tower Stakes Group 3  
Dance Design Group 3

**13 SEPTEMBER LEOPARDSTOWN**

Irish Champion Stakes Group 1  
Coolmore Matron Stakes Group 1  
KPMG Kilternan Stakes Group 3  
Breeders Cup Trial Golden Fleece Group 3

**14 SEPTEMBER CURRAGH**

Moyglare Stud Stakes Group 1  
Moyglare Stud Blandford Stakes Group 2  
Goffs Vincent O'Brien National Stakes Group 1  
Palmerstown House Estate St Leger Stakes Group 1  
Derrinstown Stud Flying Five Stakes Group 3

**21 SEPTEMBER GOWRAN PARK**

Cordell Lavarack Stakes Group 3

**28 SEPTEMBER CURRAGH**

Juddmonte Beresford Stakes Group 2  
CL Weld Park Stakes Group 3

**03 OCTOBER DUNDALK**

Diamond Stakes Group 3

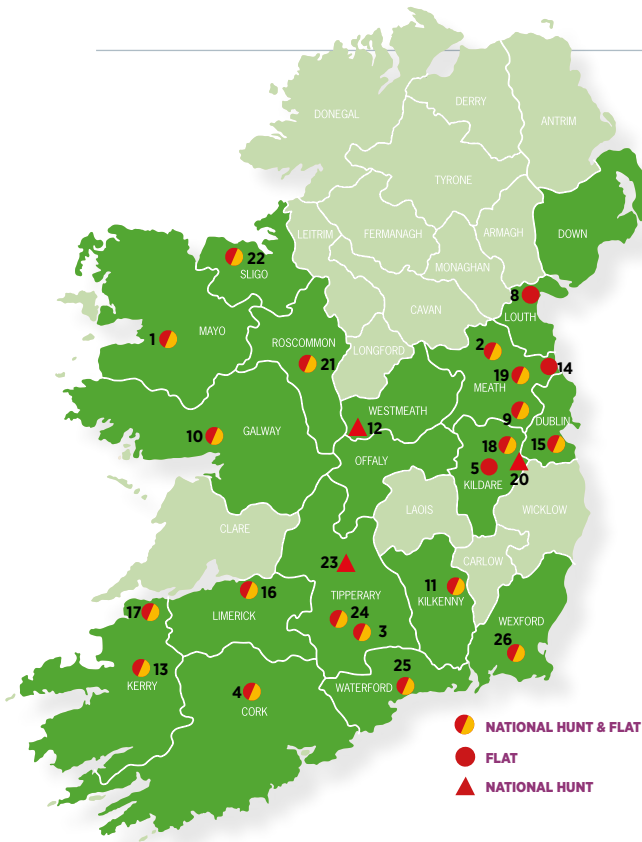
**05 OCTOBER TIPPERARY**

Concorde Stakes Group 3

**25 OCTOBER LEOPARDSTOWN**

Killavullan Stakes Group 3

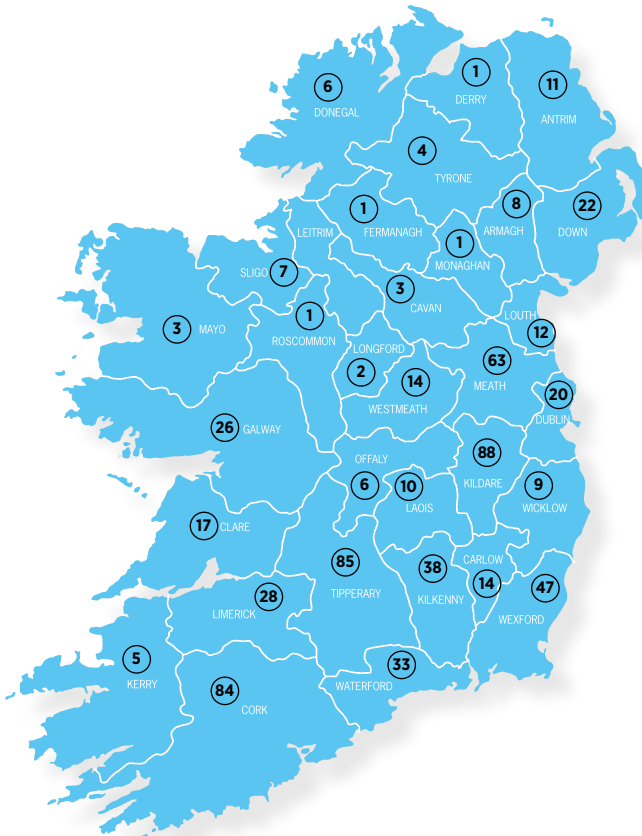
# MAP OF RACECOURSES



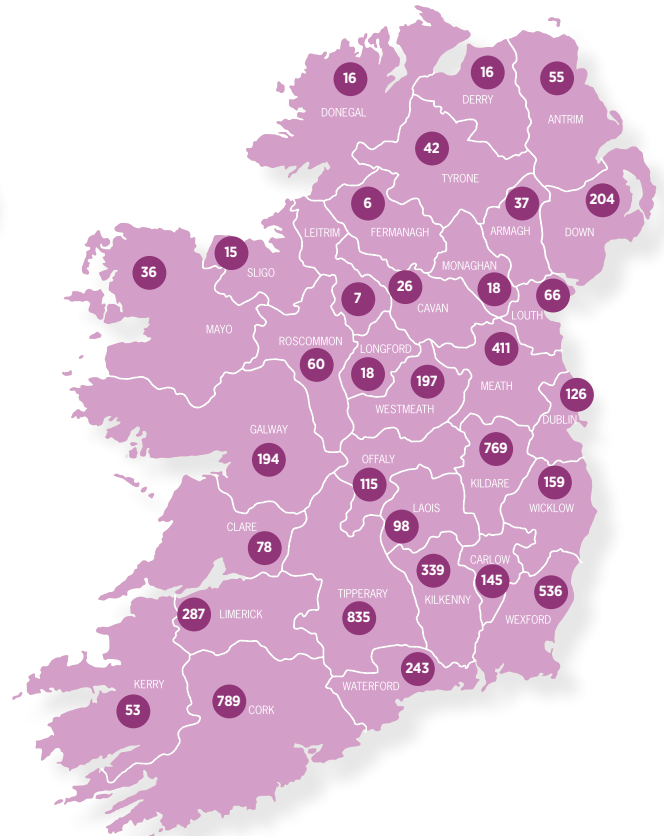
## 26 IRISH RACECOURSES

- |    |   |               |    |   |              |
|----|---|---------------|----|---|--------------|
| 1  | ● | BALLINROBE    | 14 | ● | LAYTOWN      |
| 2  | ● | BELLEWSTOWN   | 15 | ● | LEOPARDSTOWN |
| 3  | ● | CLONMEL       | 16 | ● | LIMERICK     |
| 4  | ● | CORK - MALLOW | 17 | ● | LISTOWEL     |
| 5  | ● | CURRAGH       | 18 | ● | NAAS         |
| 6  | ● | DOWNPATRICK   | 19 | ● | NAVAN        |
| 7  | ● | DOWN ROYAL    | 20 | ▲ | PUNCHESTOWN  |
| 8  | ● | DUNDALK       | 21 | ● | ROSCOMMON    |
| 9  | ● | FAIRYHOUSE    | 22 | ● | SLIGO        |
| 10 | ● | GALWAY        | 23 | ▲ | THURLES      |
| 11 | ● | GOWRAN PARK   | 24 | ● | TIPPERARY    |
| 12 | ▲ | KILBEGGAN     | 25 | ● | TRAMORE      |
| 13 | ● | KILLARNEY     | 26 | ● | WEXFORD      |

## 669 LICENSED TRAINERS



## 5,996 REGISTERED BREEDERS



## LIMERICK CHARITY RACEDAY

The Limerick Charity Raceday, held on Monday October 14th, in support of Jockeys John Thomas McNamara and Jonjo Bright, both paralysed after suffering falls in March 2013, raised over €800,000 for the Jockeys Emergency Fund.

Public reaction was inspiring as over 10,000 people came through the gates on a Monday afternoon to demonstrate their support in person.

The majority of the money raised came through the live and silent auctions, race sponsorship by bookmakers and industry bodies, racehorse owners who participated in the 'nail your colours to the mast' campaign, corporate hospitality, turnstile admissions and donations prior to, during and after the raceday itself.

Industry groups including Horse Racing Ireland, The Turf Club, Jockeys, Valets, The Tote and Bookmakers donated pay and/or services. A number of racecourse suppliers covered elements of raceday catering, racecard printing and audio visual services to ensure that all monies earned or donated, apart from the essential costs of running a raceday, would go to the Fund.

The scale and generosity of the response was overwhelming the sense of camaraderie and common purpose in coming to the aid of the two jockeys was clearly evident.



1. Champion Jockeys (L-R,back) Kieran Fallon, Ruby Walsh, Barry Geraghty, Tony McCoy, Joseph O'Brien, Davy Russell, Pat Smullen. (Front L-R) Tom Queally, Jamie Spencer, Nina Carberry, Declan McDonogh, Johnny Murtagh, Derek O'Connor.
2. Tony McCoy, captain of the winning UK team with the trophy for the Limerick Charity Raceday Jockeys Challenge.
3. John Thomas McNamara.
4. Johnny Murtagh celebrates after winning on Goal at the Limerick Charity Raceday for the Jockeys Emergency Fund.
5. Mick Darcy, Nina Carberry and Andrew McNamara during the jockeys tug of war.
6. Johnny Murtagh getting thrown into a water trough by fellow champions, Joseph O'Brien, Davy Russell, Tony McCoy, Pat Smullen, Ruby Walsh and Declan McDonogh.
7. Joseph O'Brien and Davy Russell promoting the Champion Jockeys' race.
8. Jonjo Bright.
9. The Coronas' frontman Danny O'Reilly and Russell Ferris, Manager of Limerick Racecourse.
10. 18-time British National Hunt Jockey Tony McCoy 'pulls' the Irish Flat and National Hunt Jockeys together for the Limerick Charity Raceday.

# THE HRI AWARDS 2013



Horse Racing Ireland hosted the 11th annual Horse Racing Ireland Awards at Leopardstown Racecourse on December 9th 2013, presented by RTE's Ella McSweeney. Hurricane Fly, trained by Willie Mullins, was crowned Horse of the Year, becoming the first horse to win the award for the second time.

Willie Mullins was announced as winner of the National Hunt Award after training 193 winners in Ireland last season, comfortably breaking the previous record of 155. Johnny Murtagh won his first Flat Award following a remarkable season which saw him ride 30 winners in Ireland, from just 125 rides, while he also saddled 15 winners in his dual trainer-jockey role.

Kildare jockey, Barry Cash collected the Outstanding Achievement Award, which was put to public vote for the first time, through the HRI Awards App. Barry was nominated for the Outstanding Achievement category having completed a remarkable Cheltenham / Punchestown Festival double on the Peter Maher-trained Big Shu.

Wexford-native Jamie Codd received his first Point-To-Point Award. With over 550 Point-to-Point winners to his name, Jamie is the third winning-most rider in the

history of the sport.

The Racecourse of the Year Award went to Dundalk Stadium. It was selected by the Racegoers Consultative Forum (RCF) based upon the best all-round customer experience. Leopardstown Racecourse won two RCF Special Category Awards, for 'Best Information Services' and 'Best Entertainment', Naas Racecourse won the Special Category Award for 'Most Family Friendly' racecourse and Dundalk won the Special Category Award for 'Best Catering'.

In addition to the six main award categories, Horse Racing Ireland presented Trainer Jim Bolger with the Contribution to Industry Award. Jim Bolger's racing career began in the 1970s and he has had huge success as a trainer, owner and breeder.

Brian Kavanagh, Chief Executive of Horse Racing Ireland commented: "Irish racing gives us so much to be proud of and the HRI Awards allow us to commend and celebrate the best of our industry. All of the award winners are deserving of the accolades they received and I have no doubt that we will continue to see further successes at the highest national and international levels in the future."

## THE LIST OF WINNERS & NOMINEES FOR THE 2013 HRI AWARDS ARE AS FOLLOWS:

### RACEHORSE OF THE YEAR **HURRICANE FLY**

**Nominees:** Dawn Approach, Declaration of War, Magician, Quevega and Sir Des Champs.

### NATIONAL HUNT AWARD **WILLIE MULLINS**

**Nominees:** Bryan Cooper, Tony Martin, Willie Mullins, Davy Russell and Ruby Walsh.

### FLAT AWARD **JOHNNY MURTAGH**

**Nominees:** Jim Bolger, Kevin Manning, Aidan O'Brien and Joseph O'Brien.

### OUTSTANDING ACHIEVEMENT **BARRY CASH**

**Nominees:** Charles Byrnes, Michael Winters, Chris Hayes, Dot Love, Eddie Lynam, Willie McCreery and Joanna Morgan.

### POINT-TO-POINT AWARD **JAMIE CODD**

**Nominees:** Gordon Elliott, Declan McNamara, Derek O'Connor and Rodger Sweeney.

### CONTRIBUTION TO THE INDUSTRY **JIM BOLGER**

**Previous winners:** Moyglare Stud, Dermot Weld, Colm Murray, Michael Kinane, Dave Fox, Galway Race Committee, Con Collins and Kevin Prendergast.

### RACECOURSE OF THE YEAR **DUNDALK**

Selected by the Racegoers Consultative Forum based on best all-round customer experience.



1. Minister Simon Coveney (Centre) with Award winners from left, Jim Bolger, Jamie Codd, Brendan Boyd (representing Hurricane Fly), Maureen Mullins (representing her son Willie Mullins), Johnny Murtagh, Jim Martin, Racecourse Manager and Leo McCauley Chairman of Dundalk Racecourse and Barry Cash.
2. Pictured is Michael Murphy, Manager of Wexford Racecourse, Champion Irish Flat Trainer Aidan O'Brien, Brian Kavanagh, CEO of HRI and Joe Keeling, Chairman of HRI.
3. Edelle O Meara and Davy Russell.
4. Newly-designed winners trophies sculpted by artist, Siobhan Bulfin.
5. Nessa Joyce, Ciaran Conroy and Kate O'Sullivan of Leopardstown Racecourse, winners of the Best Information Services and Best Entertainment Sub-Category Awards.
6. Point-To-Point Award winner Jamie Codd.
7. Kevin O'Ryan, Gary O'Brien, Jane Davis and Matt Chapman.
8. Agnes Kennedy, Sligo Racecourse, Marietta Doran and Jennifer Walsh.
9. Barry Cash after winning the Outstanding Achievement Award, pictured with his wife Marian.
10. Leo McCauley, Chairman of Dundalk Racecourse and Jim Martin, Racecourse Manager who won the Racecourse of the Year Award.
11. Minister Simon Coveney presenting Jim Bolger with the Contribution to the Industry Award.
12. Ella McSweeney pictured with Johnny Murtagh after he won the HRI Flat Award.

# CROWNING THE CHAMPIONS 2013



Every year Horse Racing Ireland crowns the champion jockeys, owners and trainers of Flat and National Hunt racing. The leading lights of the National Hunt were presented with their awards on the closing day of the season at the Punchestown Festival on April 27th and the Flat winners were announced at Leopardstown on Sunday November 3rd.

The award winners were as follows:

## NATIONAL HUNT CHAMPIONS

### CHAMPION NATIONAL HUNT OWNER GIGGINSTOWN STUD

Michael O'Leary's Gigginstown House Stud clinched the Champion Owner title repeating its 2009/10 season success. Winning and securing third place in the Bet Online With TheTote.com Punchestown Gold Cup with Sir Des Champs and First Lieutenant was a valuable boost for Gigginstown, and close rival and 16-time winner JP McManus was unable to bridge the gap.

### CHAMPION NATIONAL HUNT TRAINER WILLIE MULLINS

Willie Mullins was long-clear of his rivals by the start of the Punchestown Festival, winning the Champion National Hunt Trainer title for the sixth consecutive season. Back in February, Willie smashed the National Hunt record of 155 winners set by Aidan O'Brien in 1995/96 and he finished the season with a total of 193 winners.

### CHAMPION CONDITIONAL JOCKEY MARK ENRIGHT

The only first-time winner in 2013 was Limerick-native Mark Enright who won the Conditional Jockey Championship, after a very successful season which saw him secure a total of 35 wins, despite having started the season without a single success over obstacles to his name. Twenty-year old Enright, based with Trainer Dessie Hughes, also enjoyed success with a variety of other trainers.

### CHAMPION NATIONAL HUNT JOCKEY

#### DAVY RUSSELL

Davy Russell had three winners over the Punchestown Festival which was enough to secure the title and his total number of winners over the season came to 103. After finishing second five times, Davy was finally crowned Champion Jockey in 2012 and the Cork-man was delighted to retain the title.

### CHAMPION QUALIFIED RIDER PATRICK MULLINS

With 67 wins, Patrick Mullins was crowned Champion Qualified Rider for the sixth year in a row, leaving nearest rival Nina Carberry a distant second with 26 winners. Patrick broke the long-standing record for amateur wins in a calendar year at Leopardstown back in December 2012, a 97-year-old record which was set by Billy Parkinson back in 1915.





## FLAT CHAMPIONS

### CHAMPION FLAT OWNER JACKIE BOLGER

Mrs Jackie Bolger was crowned Champion Owner, breaking the 14-year domination of the owners' championship held by the Magnier, Tabor and Smith triumvirate. The climax of the season for Mrs Bolger came when Kevin Manning won the Dubai Duty Free Irish Derby at the Curragh on the home-bred Trading Leather, which was trained by her husband Jim.

### CHAMPION FLAT TRAINER AIDAN O'BRIEN

Winning his 18th Champion Trainer title, Aidan O'Brien had 135 winners for the season, which is the highest total for an Irish trainer in the last 20 years. This total included 95 individual winning horses, which alone would have been enough to ensure he was leading trainer in 12 of the 13 championships since 2000.

### CHAMPION FLAT JOCKEY JOSEPH O'BRIEN

Joseph O'Brien earned his second consecutive Champion Jockey title after a record-breaking season that saw him beat Michael Kinane's long-standing record for the number of winners in a season with a total of 126. In doing so he has also registered the highest winning percentage of any champion jockey since 2000 at 28%. A highlight for Joseph this year was winning his third Abu Dhabi Irish 2000 Guineas in a row.

### CHAMPION APPRENTICE CONNOR KING

Having signed up as an apprentice with David Wachman in 2012, 17-year old Connor King, a Leaving Certificate student from Co. Cork, was the riding sensation of 2013 with 38 winners to his credit, which saw him crowned Champion Apprentice. He has made remarkable progress, having had his first and only ride in the previous Flat season, in October 2012, which was a winner.

1. National Hunt Champions for 2012/2013 (L-R) Willie Mullins, Mark Enright, Davy Russell, Eddie O'Leary (Gigginstown) and Patrick Mullins.
2. Champion Conditional Jockey Mark Enright and Casey Top jump during the Laurels Bar Hurdle, Killarney.
3. Champion Flat Owner, Jackie Bolger receives her trophy from Michael O'Rourke, HRI's Director of Marketing and Communications.
4. Davy Russel and Sir Des Champs with Trainer Willie Mullins after their Hennessy Gold Cup win.
5. Connor King, after riding four winners at Cork Racecourse, his local track.
6. Aidan O'Brien gives son Joseph a thumbs up after he rode Point Piper to victory in the Compass Group Ireland Maiden at Leopardstown.
7. Minister Simon Coveney TD and Champion Flat Jockey Joseph O'Brien at the HRI Awards, Leopardstown.

## PHOTOGRAPHY INDEX 2013

**COVER:** Missunited and Robbie Power win the Galway Hurdle for Mick Winters and Vanessa Hutch. **PM**

**INSIDE FRONT COVER:** Oscar Delta and Jane Mangan head to post before the Arctic Tack Stud Hunters Chase, Thurles. **PM**

**PAGE 2 (LEFT):** Brian Kavanagh, Chief Executive of HRI.

**PAGE 2 (RIGHT):** Lot 177, a Shamardal x Wedding gift yearling colt sells to McKeever Bloodstock at Goffs Orby Sale. **PM**

**PAGE 3:** Our Conor ridden by Bryan Cooper wins at Cheltenham. **JG**

**PAGE 4:** Hurricane Fly and Ruby Walsh canter to post before winning the stanjames.com Morgiana Hurdle at Punchestown. **PM**

**PAGE 5 (LEFT):** Owner Patsy Byrne shakes Andrew Lynch's hand after he had ridden White Star Line to win the Kerry National at Listowel. **PM**

**PAGE 5 (TOP RIGHT):** Sir Des Champs and Bobs Worth race together during the Cheltenham Gold Cup. **EW**

**PAGE 5 (MIDDLE RIGHT):** Carlingford Lough ridden by Tony McCoy being led in after winning thetote.com Galway plate. **CN**

**PAGE 5 (BOTTOM RIGHT):** Quevega and Ruby Walsh clear the last on the way to winning the Ladbrokes World Series Hurdle at Punchestown. **AB**

**PAGE 6:** Magician and Joseph O'Brien win the Tattersalls Irish 2000 Guineas for trainer Aidan O'Brien. **HR**

**PAGE 7 (LEFT):** Royal Diamond ridden by Johnny Murtagh winning the Challenge Stakes at Leopardstown. **CN**

**PAGE 7 (TOP RIGHT):** La Collina and Chris Hayes win the Matron Stakes from Lily's Angel and Say at Leopardstown. **PM**

**PAGE 7 (MIDDLE RIGHT):** Dawn Approach and Kevin Manning win the 2000 Guineas at Newmarket. **EW**

**PAGE 7 (BOTTOM RIGHT):** Declaration Of War and Joseph O'Brien win the Queen Anne at Royal Ascot. **MC**

**PAGE 8 (TOP):** Leopardstown runners for the Pertemps Handicap Hurdle Qualifier turn into the straight in front of a huge crowd. **HR**

**PAGE 9 (BOTTOM):** A crowd of over 23,000 turned out for the Dubai Duty Free Irish Derby at the Curragh. **HR**

**PAGE 15:** Papa's Way and Steven Crawford jump from the stalls on the nearside before winning the www.dundalkstadium.com Handicap. **PM**

**PAGE 16:** Liberty Counsel (sheepskin noseband) and Ben Dalton win the Irish Grand National Fairyhouse. **PM**

**PAGE 18:** Champagne Fever and Ruby Walsh win the Supreme Novices' Hurdle at Cheltenham. **PM**

**PAGE 20:** Nina Carberry on Ned Buntline and Paul Carberry on Monksland at Noel Meade's yard. **CB**

**PAGE 21 (TOP):** Beneficent after winning the Frank Ward Solicitors Arkle Novice Steeplechase with Aidan Sheils, Bryan Cooper, Niall Reilly and Tony Martin. **CN**

**PAGE 21 (BOTTOM):** The Pension Fund Syndicate with Nero Emperor and Wayne Lordan after winning the Mongey Communications Joe McGrath handicap at the Curragh. **PM**

**PAGE 23:** A big crowd at the Bellewstown Festival. **HR**

**PAGE 30:** Action from the first flight during the Ladbrokes Handicap Hurdle at the Galway Festival. **PM**

**PAGE 31 (LEFT):** Presentation to Patrick Cooper, Colin Keane and Shane Lyons after Brendan Bracken won the Topaz Mile at the Galway Festival. **PM**

**PAGE 31 (RIGHT):** Presentation to Willie Mullins, Rich Ricci and Paul Townend by Brendan Jennings of Deloitte after Champagne Fever won the Deloitte Novice Hurdle at Leopardstown. **PM**

**PAGE 32:** The Red Neds Racing Club celebrate winning with See Double You in the Book Online at naasracecourse.com Handicap Chase. **PM**

**PAGE 36 (TOP):** Presentation to Aidan O'Brien after Agreement had won the Guinness EBF Maiden at the Galway Festival. **PM**

**PAGE 36 (SECOND FROM TOP):** Hurricane Fly before winning the BHP Insurance Irish Champion Hurdle at Leopardstown. **AB**

**PAGE 36 (SECOND FROM BOTTOM):** Racing Post number 1 saddle cloth. **EW**

**PAGE 36 (BOTTOM):** The Curragh. **HR**

**PAGE 37:** Midnight Soprano (right) ridden by Kate Deegan heads up the gallops. **PM**

**PAGE 46 (TOP):** Aidan O'Brien. **CN**

**PAGE 46 (SECOND FROM TOP):** Dermot Weld. **PM**

**PAGE 46 (MIDDLE):** Jim Bolger. **PM**

**PAGE 46 (SECOND FROM BOTTOM):** David Wachman. **CN**

**PAGE 46 (BOTTOM):** Ger Lyons. **EW**

**PAGE 48:** Michael O'Leary and Rich Ricci at the Punchestown Festival. **PM**

**PAGE 50:** Willie Mullins. **PM**

**PAGE 51:** Joseph O'Brien at the Curragh. **PM**

**INSIDE BACK COVER:** Three runners line up before the Kinloch Brae Chase, Thurles. **PM**

## PHOTOGRAPHERS

**PM** – Patrick McCann, Racing Post

**CN** – Caroline Norris

**HR** – Healy Racing Photography

**EW** – Edward Whitaker, Racing Post

**MC** – Mark Cranham, Racing Post

**JG** – John Grossick, Racing Post

**AB** – Alain Barr, Racing Post

**CB** – Chris Bellew – Fennell Photography

---

“THE QUALITY OF HORSES IN TRAINING IN IRELAND REMAINS HIGH AND IRISH-BRED HORSES ARE SOUGHT-AFTER IN WORLD MARKETS, WITH EXPORTS TO 37 COUNTRIES AT A VALUE OF €205.4M”

---



HORSE RACING IRELAND,  
BALLYMANY,  
THE CURRAGH,  
CO. KILDARE.

**TEL:** 045 455 455

**FAX:** 045 455 456

**EMAIL:** INFO@HRI.IE

**WEBSITE:** WWW.HRI.IE



HORSE RACING  
IRELAND

